

Oireachtas Rince na Cruinne 2025



Results for Competition 22 : Ladies 21 - 23

Adjudicators

Round 1

**Dearbhla Fay
Christine Maguire-Duignan
Kathleen Maguire-O'Shea
Cian Ó'Nualláin
Julie Showalter-Marshall**

Round 2

**Sinead Brooks
Julie Loughlin
Margie Morgan
Patricia Murphy
Grace Ann Coyle**

Round 3

Miceal Hopkins

Orla Kelly	Katie Maguire-McMorrow
David Moore	Bernadette Weeks

Oireachtas Rince na Cruinne 2025

Final Result for Competition 22 : Ladies 21 - 23

Notes: MW = World Medal winner : R = Recaller : Score = Judges marks : IP = Irish Points (Grid Score) : FTC = Failed To Complete : * All Totals exclude High and Low scores




Card	Position @ recall	Final Place	Name/School	Status	ROUND 1 : Score/IP					ROUND 2 : Score/IP					ROUND 3 : Score/IP					3rd Round Total (IP) *	5th Round Total (IP) *	TOTAL IP *	
205	(2)	1	Sophie Reilly The Carson Academy : Cuige Uladh, Eire	MW	98/100	93.5/45	88/51.5	93/56	96.3/50	157.5	97/70	95/75	98.75/100	93.5/75	99.4/39	220	99.25/100	99/100	94.9/65	98/100	96.25/100	300	677.5
143	(1)	2	Lily McDonnellThe Irish Dance Academy : Southern Region, England	MW	87.7/15	97/100	89/75	95.5/100	98/75	250	99/100	97/100	96.75/53	91.1/50	99.8/65	218	98/56	95/36.5	97/100	97/70	95.5/65	191	659
176	(3)	3	Molly Mullan Scoil Rince Clann O'Connell : Cuige Laighean, Eire	MW	96/75	95.5/60	87/38	95/75	98.5/100	210	96.75/60	89.5/43	94.5/36	81.5/22	100/100	139	99/75	94/33	95/75	93/56	92.35/43	174	523
160	(7)	4	Emily Grace DeNogla Academy : Mid Atlantic Region, USA	MW	94/50	96.5/75	88/51.5	90.75/43	91.7/25	144.5	95.5/41	79.5/0.99	95.25/39	89.9/44	99.55/47	124	98.5/65	98/60	93.5/60	89/36	95.25/60	180	448.5
115	(4)	5	Chloe Gough Doherty Petri : USA & Ireland	MW	90.4/31	93.25/43	89.5/100	88.5/28.5	96.6/56	130	96.5/54.5	92/56	97.75/70	93.9/100	99.7/60	186	89/23.5	97.5/56	87.4/33	89.4/37	93.1/50	120	436
153	(6)	6	Niamh O'Reilly Kavanagh Porter: USA & Ireland	MW	93/43	96/65	87.25/41	84.25/7	96.8/60	144	96.25/48.5	90.5/47	88.75/20	84.9/31	99.56/51.5	126.5	96.5/50	96.75/47	92/48.5	95/60	94/56	154.5	425
146	(9)	7	Catherine Hoare Goggin-Stewart : Eastern Region, Canada	MW	82.2/0.99	76/0.97	86/20.5	88/26.5	95/47	47.99	97/70	93/65	97.25/56	85.1/32	99.9/75	191	96/47	98.25/65	86/27.5	97/70	96/75	182	420.99
188	(10)	8	Sophie Selwood Doherty Petri : USA & Ireland	MW	92/38	92.5/39	88/51.5	89.5/33.5	90.2/15	110.5	95.75/43	88.5/39	97.5/60	88.5/38	99.2/32.5	120	98.25/60	98.5/75	93/56	88.5/34	92.75/45	161	391.5
141	(8)	9	Róisín Fitzpatrick Linda Martyn : Cuige Chonnacht, Eire	MW	92.2/39	95/56	85/10	92/50	90.8/20	109	96.5/54.5	89/41	97.75/70	91.5/53	98.65/16	148.5	93.5/37	88.5/17	92.75/53	90/50	92.15/39	126	383.5
132	(5)	10	D'Anna Maki Drake : Southern Region, USA	MW	95/60	94/47	88.5/62.5	91.5/47	94.2/43	154	94/35	91.5/53	96.25/47	92.9/60	96.9/0.99	135	88/20	78/10	86/27.5	89.8/45	86/20	67.5	356.5
207	(12)	11	Siobhan Stack DeNogla Academy : Mid Atlantic Region, USA	MW	94.7/56	94.5/50	86.5/30.5	94.5/65	97/65	171	96/45	83/6	87.75/14	80.1/15	98.8/20	49	97/53	97.2/53	87/31.5	87/31	93/47	131.5	351.5
195	(15)	12	Libby Carty Onórach Mulhern Geraghty : USA & Ireland	MW	89/21	89/29	87.5/43	87.5/23.5	96.4/53	95.5	90/24	90/45	95.75/43	93/65	98/4	112	95/41	97.1/50	88.75/41	88.49/33	92.05/38	120	327.5
118	(16)	13	Allison Lizotte Rince Na Sonas : Mid Atlantic Region, USA	MW	91.8/37	91.5/36	86.5/30.5	87.25/21	93.8/38	103.5	93/33	87/32	92/33	85.4/33	98.55/12	98	95.5/45	96.6/45	87.9/37	89.7/43	91.95/36	125	326.5
197	(14)	14	Ava Elizabeth Murphy The John Lonergan Academy : Cuige Mumhan, Eire	MW	94.3/53	88/25	87.75/45	90/37.5	94/41	123.5	94.25/36	88/38	88/15.5	80/14	99.5/45	89.5	91/29.5	96/39	87.5/34.5	90.11/53	91.25/33	106.5	319.5
204	(11)	15	Caelainn McGrathMcGrath School : Cuige Mumhan, Eire	R	87.5/14	94.75/53	87/38	94/60	94.8/45	136	88/17	91/50	95.5/41	82/23	99/26.5	90.5	92/32.5	93.5/31.5	92/48.5	78.81/13	90.1/28	92	318.5
168	(17)	16	Elizabeth Frances KennedyDoherty Petri : USA & Ireland	R	93.5/45	91/34	84/2	90.5/41	89.4/9.5	84.5	90.25/25	87.75/36	89.75/24	89.9/44	99.46/43	104	93/36	95/36.5	88/38.5	89.9/47	93.5/53	122	310.5
123	(13)	17	Isabella Carper Hooley School : Mid Atlantic Region, USA	R	85.6/6	92.25/38	85.25/13.5	89.75/35.5	92.6/29.5	78.5	88.5/19.5	92.5/60	91/29	92/56	99.6/56	141	95.25/43	91/22	86/27.5	89.48/38	82/15	87.5	307
189	(18)	18	Sophie PerthKavanagh Porter: USA & Ireland	R	90.6/32	86.25/18	86.75/35	87/18.5	92.6/29.5	80	90.75/27	86.8/31	93.25/35	87.5/37	99.56/51.5	103	92.5/34.5	95.5/38	87.85/36	88.31/32	91.1/32	102.5	285.5

Oireachtas Rince na Cruinne 2025

Final Result for Competition 22 : Ladies 21 - 23

Notes: MW = World Medal winner : R = Recaller : Score = Judges marks : IP = Irish Points (Grid Score) : FTC = Failed To Complete : * All Totals exclude High and Low scores

			Dearbhia Fay	Christine Maguire-Duignan	Kathleen Maguire-O'Shea	Cian O'Nuallain	Julie Showalter-Marshall	3rd Round Total (IP) *	Sinead Brooks	Julie Loughlin	Margie Morgan	Patricia Murphy	Grace Ann Coyle	3rd Round total (IP) *	Miceal Hopkins	Orla Kelly	Katie Maguire-McMorrow	David Moore	Bernadette Weeks	5th Round Total (IP) *	TOTAL IP *		
Card	Position @ recall	Final Place	Name/School	Status	ROUND 1 : Score/IP					ROUND 2 : Score/IP					ROUND 3 : Score/IP								
126	(19)	19(T)	Kaycee McKenzie Kavanagh Porter : USA & Ireland	R	91.2/35	93/41	86.5/30.5	86.25/14	92.9/32	97.5	87.5/15	84.5/17	90/25	85.5/34.5	99.3/36	76.5	88.5/21.5	91.75/25	85.8/23.5	79.46/20	87/22	67	241
149	(20)	19(T)	Kallen Velker Gott-Hughton Academy : Western Region, Canada	R	93.8/47	77.75/0.98	88.5/62.5	90.25/39	87.6/3	89	90.5/26	87.25/34	89/21	75.9/0.98	99.15/30	77	90/26	91.5/24	90.5/43	81.7/24	87.5/25	75	241
139	(21)	21	Rachel Mintz Yvonne Kelly Dance Academy : Eastern Region, Canada	R	95.4/65	87.75/24	86.5/30.5	89.25/32	92.9/32	94.5	85.5/6.5	84.25/16	89.25/22	82.9/25	99.25/34	63	91.5/31	84/13	87.5/34.5	78/11	91/31	75	232.5
170	(23)	22	Caitlin Chapman Stokes-Collins : North East Region, England	R	91/34	86.5/19	82.5/0.99	84/5.5	90.6/18.5	43	94.5/37	86.75/30	90.5/27	79.2/6	99.16/31	88	94/38	94.25/34	85.8/23.5	84.95/28	91.85/35	97	228
140	(29)	23	Erin Billington Heritage Irish Dance Company : Mid Atlantic Region, USA	R	80.7/0.98	78.25/0.98	84.5/6.5	88.75/30	89.6/11	18.48	88.5/19.5	85.25/22	92.25/34	89/39	99.45/41	95	92.5/34.5	96.4/41	91.5/45	86.5/30	92/37	112.5	225.98
137	(22)	24	Niamh Leahy O'Hare : Western Australia	R	89.4/23	86.75/20	84/2	89.75/35.5	93.7/36.5	78.5	89.25/23	86.5/29	82.25/0.99	79.9/13	99.2/32.5	65	89/23.5	80/12	83.9/18	83/26	85/18	59.5	203
167	(25)	25	Hollie Vass Hopkins McSloy Academy : Southern Region, England	R	84/1	86/17	83.5/1	86/12.5	93.4/35	30.5	96.25/48.5	86.1/27	85.5/5	89.5/41	98.86/22	90	88.5/21.5	93.5/31.5	87/31.5	85.6/29	86.9/21	82	202.5
166	(24)	26	Rosalia Motta Leneghan : Mid America Region, USA	R	90/29	87/21	82/0.98	78/0.99	75/0.98	22.97	92.5/32	87.1/33	82.75/1	86.6/36	99.36/38	101	90.25/27	92/26.5	86/27.5	80.29/21	83.75/17	74.5	198.47
180	(32)	27	Abby Llewellyn Clark Academy : Mid America Region, USA	R	82/0.99	83/5	85/10	89/31	90.4/16.5	31.5	94.75/38	84.8/19	79.75/0.99	83.4/27	99/26.5	72.5	86.5/13	96.5/43	85.7/22	89.6/41	87.25/24	87	191
120	(31)	28	Bethany Simpson Mulvena Academy : Cuige Uladh, Eire	R	90.8/33	83.25/6	85.5/15.5	85/9.5	93.9/39	58	86.5/11	85.5/23	96/45	80.9/19	96.7/0.99	53	87/16.5	92.75/30	86.1/30	84/27	78/12	73.5	184.5
177	(41)	29	Emer Conway Troy O'Herlihy : Cuige Mumhan, Eire	R	86.5/10	87.5/23	86/20.5	88/26.5	83/0.99	53.5	85.75/8	87.85/37	83.75/1	81/20.5	96.7/0.99	29.5	94.5/39	92.5/28.5	83/14.5	88.8/35	91.5/34	97.5	180.5
129	(26)	30	Jenna Maxwell Knock O'Hogan Irish Dance : Western Region, Canada	R	89.9/28	90.5/32	85/10	87.25/21	91.9/26	75	81.5/0.99	83.75/12	89.5/23	79.5/10	98.9/23	45	91/29.5	91/22	84/19	79.12/15	75/10	56	176
184	(39)	31	Adelie Semproch Ardan Academy : Mid America Region, USA	R	92.3/41	78.75/0.98	85.5/15.5	81/0.99	90/14	30.49	87.75/16	83.2/9	91.5/31	83.6/29	98.6/14.5	59.5	92/32.5	90.5/20	88/38.5	79.27/17	90.85/30	82.5	172.49
162	(27)	32	Amaia D'SouzaMcGahan Lees : Southern Region, England	R	86/8	82/1	84/2	77/0.99	89/8	11	93.5/34	84.75/18	95/37.5	90.5/47	99.26/35	106.5	86.75/15	89/18	83/14.5	79.16/16	87.1/23	49	166.5
147	(32)	33	Isobel Ashley Trinity Studio : Western Australia	R	88.6/19	91.75/37	86.75/35	87.5/23.5	90.6/18.5	77.5	84/1	83.25/10	88/15.5	76.5/0.98	99.35/37	26.5	90.5/28	87.5/15	82/10.5	79.4/19	92.25/41	62	166
142	(34)	34	Roisin MattearCaroline Greene School : Scotland	R	79.8/0.97	84.5/11	86.5/30.5	85.5/11	92.9/32	52.5	88.25/18	86/26	96.5/50	78/1	98.2/6	50	87.5/18.5	86/14	85.1/20	80.5/22	85.25/19	57.5	160
155	(35)	35	Jordyn Haynes O'Shea-Chaplin : New England Region, USA	R	89.8/27	87.25/22	86/20.5	86/12.5	89.8/13	55.5	95/39	82.25/2	86/7	79.8/12	98.95/25	44	86/11	94.5/35	83/14.5	79.35/18	88/26	58.5	158
136	(30)	36	Louise O'NeillDoherty Petri : USA & Ireland	R	88.7/20	89.75/30	86.5/30.5	86.75/17	92/27	77	83/1	83.5/11	91.75/32	80.6/17	98.4/8	36	86.5/13	79/11	83.7/17	81/23	81/14	44	157

Oireachtas Rince na Cruinne 2025

Final Result for Competition 22 : Ladies 21 - 23

Notes: MW = World Medal winner : R = Recaller : Score = Judges marks : IP = Irish Points (Grid Score) : FTC = Failed To Complete : * All Totals exclude High and Low scores




Card	Position @ recall	Final Place	Name/School	Status	ROUND 1 : Score/IP					ROUND 2 : Score/IP					ROUND 3 : Score/IP					3rd Round Total (IP) *	5th Round Total (IP) *	TOTAL IP *	
					Dearbhia Fay	Christine Maguire-Duignan	Kathleen Maguire-O'Shea	Cian O'Nuallain	Julie Showalter-Marshall	Sinead Brooks	Julie Loughlin	Margie Morgan	Patricia Murphy	Grace Ann Coyle	Miceal Hopkins	Orla Kelly	Katie Maguire-McMorrow	David Moore	Bernadette Weeks				
164	(36)	37	Erin Putnam Rince Na Sonas : Mid Atlantic Region, USA	R	89.5/24	85/13	86/20.5	91/45	85/1	57.5	89/21.5	77.5/0.98	90.25/26	80.7/18	96.1/0.98	40.48	87/16.5	88/16	85.9/25	82.19/25	83/16	57.5	155.48
202	(37)	38	Shauna Meehan O'Shea-Chaplin : New England Region, USA	R	90.3/30	88.5/27	82/0.98	86.5/15.5	90.9/21.5	64	87/13	81/1	88.25/17	84/30	97.9/3	33	87.5/18.5	92/26.5	82/10.5	78.31/12	89/27	57	154
182	(28)	39	Alana Smyth Mulvenna Academy : Cuige Uladh, Eire	R	87/12	82.25/2	83.5/1	92.5/53	93.7/36.5	50.5	91.25/30	84.2/15	86.25/8	81/20.5	99.1/28.5	64	85/10	91/22	83/14.5	76/10	80/13	37.5	152
148	(40)	40	Tara Collis Celtic Academy : Western Australia	R	81.1/0.98	90.75/33	86.25/26	86.5/15.5	90.9/21.5	63	81.5/0.99	85.75/24	88.5/18.5	78.5/2	97.6/1	21.5	89.5/25	89.5/19	85.6/21	79.1/14	90.5/29	65	149.5
161	(38)	41	Roisin Williams Feely Bates : Cuige Laighean, Eire	R	89.6/25	82/1	85.25/13.5	88.5/28.5	92.3/28	66.5	85.25/5	85.1/21	79.5/0.99	76.5/0.98	98.76/19	24.99	86.5/13	92.5/28.5	82.9/12	89.5/39	77/11	53.5	144.99
156	(42)	42	Shannon Lyne O'Donnell : Eastern Region, Canada		84.9/2	85.25/14	86.25/26	89.5/33.5	93/34	73.5	83.5/1	83.1/7.5	82/0.99	77.9/1	98.3/7	8.99							82.49
151	(43)	43	Olivia Maljevac Dwyer-Whelan : New South Wales, Australia		87.3/13	91.25/35	86/20.5	87/18.5	91.2/23	62	82.5/1	80/0.99	87.25/12	76.1/0.98	98.75/18	13.99							75.99
159	(44)	44	Kiara Barlet Carpenter Academy : Southern Region, USA		86.7/11	88.25/26	83.5/1	81.75/1	79/0.98	12.99	91/28.5	79.75/0.99	87.5/13	79.4/8.5	98.91/24	45.5							58.49
154	(45)	45	Reghan Barnett The McLane School : Southern Region, USA		88.2/17	76.25/0.97	86.25/26	83.5/3.5	90.4/16.5	37	87.25/14	82/1	85.25/4	77.3/0.99	98.85/21	19							56
157	(46)	46	Maria Krawczyk McGahan Lees : Poland	Aisling	86.2/9	75.75/0.97	86/20.5	87.25/21	82/0.99	30.49	78/0.98	84.1/14	88.5/18.5	78.1/1	98.45/9	24							54.49
175	(47)	47	Lucy Potter Angela O'Connor Academy : Southern Region, England		85/3	84/9	80.5/0.97	75/0.98	86/1	4.98	91.75/31	82.8/5	90.75/28	79.4/8.5	98.46/10	46.5							51.48
130	(48)	48	Caitlin Henderson Ardan Academy : Eastern Region, Canada		83.2/0.99	79.25/0.98	88/51.5	83.25/2	91.6/24	26.99	79/0.99	82.75/4	91.25/30	79.6/11	95.5/0.98	15.99							42.98
117	(49)	49	Kayla Purcell Scoil Rince Luimni : New England Region, USA		88.4/18	81.25/1	84/2	81.5/0.99	80.5/0.99	3.99	74.5/0.97	85/20	80/0.99	85.5/34.5	98.7/17	37.99							41.98
172	(50)	50	Grace King Brosnan Academy : New South Wales, Australia		91.5/36	82.5/3	81.5/0.98	73/0.98	82/0.99	4.97	86.75/12	85.8/25	83.25/1	82.5/24	96.4/0.99	37							41.97
122	(51)	51	Morgan Clinton Celtic Steps : Western Region, USA		82.5/0.99	83.5/7	85/10	79.5/0.99	86.8/1	8.99	91/28.5	78.5/0.99	95/37.5	77.2/0.99	96.5/0.99	30.48							39.47
203	(52)	52	Pia Solle Aisling Keogh : Germany		85.4/5	88.75/28	86.75/35	82.5/1	87/1.5	34.5	82/0.99	77/0.98	81/0.99	83.5/28	97.5/1	2.98							37.48
193	(53)	53	Medbh Flanagan The Academy : Mid America & Western Australia		83.7/1	90/31	83/0.99	75/0.98	89.4/9.5	11.49	86/9	84/13	75/0.97	83/26	97/0.99	22.99							34.48
127	(54)	54	Lisa Kiechle Irish Dance Studio Kempton : Germany		81.4/0.99	79.5/0.99	83/0.99	81.5/0.99	79.2/0.99	2.96	89/21.5	80.5/0.99	86.5/9	78/1	99.1/28.5	31.5							34.46

Oireachtas Rince na Cruinne 2025

Final Result for Competition 22 : Ladies 21 - 23


Notes: MW = World Medal winner : R = Recaller : Score = Judges marks : IP = Irish Points (Grid Score) : FTC = Failed To Complete : * All Totals exclude High and Low scores

			Dearbhia Fay	Christine Maguire-Duignan	Kathleen Maguire-O'Shea	Cian Ó'Nualláin	Julie Showalter-Marshall	3rd Round Total (IP) *	Sinead Brooks	Julie Loughlin	Margie Morgan	Patricia Murphy	Grace Ann Coyle	3rd Round total (IP) *	Miceal Hopkins	Orla Kelly	Katie Maguire-McMorrow	David Moore	Bernadette Weeks	5th Round Total (IP) *	TOTAL IP *	
Card	Position @ recall	Final Place	Name/School	Status	ROUND 1 : Score/IP				ROUND 2 : Score/IP				ROUND 3 : Score/IP									
198	(55)	55	Ebonay Lawson Owens Academy : Cuige Uladh, Eire		89.2/22	85.75/16	82/0.98	83.5/3.5	83/0.99	20.49	85/4	82.5/3	78.5/0.98	79/4	98.5/11	11						31.49
150	(56)	56	Cara Newman Mulvenna Academy : Cuige Uladh, Eire		80.2/0.98	85.5/15	85/10	82/1	88.7/7	18	86.25/10	86.25/28	84.5/1	75.6/0.98	97.2/0.99	11.99						29.99
133	(57)	57	Lauren Fleming The Duffy Travis King Academy : North West Region, England		85.3/4	81.5/1	86/20.5	84.5/8	89.7/12	24	78/0.98	81.75/1	80.75/0.99	77.9/1	97.8/2	2.98						26.98
128	(58)	58	Maria Franzen Clark Academy : Mid America Region, USA		80.4/0.98	83.75/8	87/38	73.5/0.98	83.5/1	9.97	80.5/0.99	81.25/1	81.75/0.99	80.2/16	98.6/14.5	16.49						26.46
145	(59)	59	Cassidy McGee Connick School of Irish Dance : Southern Region, USA		84.2/1	84.75/12	81/0.98	90/37.5	72/0.97	13.97	85.5/6.5	87.5/35	80.25/0.99	76/0.98	97.4/1	8.49						22.46
131	(60)	60	Sarah LynchTroy O'Herlihy : Cuige Mumhan, Eire		81.5/0.99	84.25/10	83/0.99	87.75/25	88.5/6	16.99	76.5/0.98	80.25/0.99	82.5/0.99	75/0.97	97.25/1	2.97						19.96
171	(61)	61	Noelle Maurer Kavanagh Porter: USA & Ireland		83/0.99	80.5/0.99	84.5/6.5	70/0.98	84/1	2.98	83.75/1	78.75/0.99	85/3	79.3/7	98.56/13	11						13.98
158	(62)	62	Colleen Walker Tamora School : Western Region, USA		85.8/7	77.25/0.97	84/2	85/9.5	80/0.99	9.99	78.5/0.99	79.25/0.99	84.75/2	78.2/1	96.8/0.99	2.98						12.96
165	(63)	63	Mikenzie Chessman McTeggart : Western Region, USA		83.5/0.99	78.5/0.98	80/0.97	70.5/0.98	78/0.98	2.94	80.75/0.99	83.1/7.5	87/11	76.9/0.99	96.6/0.99	9.48						12.42
152	(64)	64	Grace Stevens Halloran : New South Wales, Australia		84.4/1	80/0.99	84/2	84/5.5	88.2/5	8	77.5/0.98	80.75/0.99	84/1	78.9/3	97.3/1	2.99						10.99
199	(65)	65	Darcy Woolford Doyle Academy : New Zealand		89.7/26	80.25/0.99	83/0.99	83/1	87.8/4	5.99	76/0.98	79/0.99	78.25/0.98	74/0.97	98.1/5	2.95						8.94
163	(66)	66	Arianna McKenzie Steel : Western Region, Canada		88/16	79/0.98	82/0.98	68/0.97	87/1.5	3.47	73.5/0.97	76/0.98	85.75/6	77.7/0.99	89.2/0.97	2.94						6.41
169	(67)	67	Ainsley Clinton An Clar : Mid Atlantic Region, USA		84.5/1	81.75/1	83/0.99	80/0.99	77/0.98	2.98	79.5/0.99	82.1/1	77.75/0.98	79.1/5	97.7/1	2.99						5.97
181	(68)	68	Erin Louise Sharp Sarah Frances Smith : Scotland		80/0.97	80.75/0.99	81/0.98	79/0.99	75/0.98	2.95	82.75/1	77.75/0.98	86.75/10	77.7/0.99	95.6/0.98	2.97						5.92
174	(70)	69(T)	Lauren McKendry The Duffy Travis King Academy : North West Region, England		81/0.98	80/0.99	81/0.98	82/1	77/0.98	2.95	84.75/3	78.25/0.98	79/0.98	77.4/0.99	96.3/0.98	2.96						5.91
196	(69)	69(T)	Leah Guilfoyle Mary Elwood : Cuige Chonnacht, Eire		80.8/0.98	81.5/1	86/20.5	78.5/0.99	81/0.99	2.97	81/0.99	75/0.98	78.75/0.98	76/0.98	95/0.98	2.94						5.91
125	(72)	71(T)	Mikayla White Brosnan Academy : New South Wales, Australia		81.8/0.99	77.25/0.97	83.5/1	66.5/0.97	81/0.99	2.95	77/0.98	81.5/1	78/0.98	75/0.97	91/0.97	2.93						5.89
134	(71)	71(T)	Niamh Greene Clann Cara Academy : Midlands Region, England/Wales		81.2/0.98	76.5/0.97	84.25/5	74.5/0.98	76.4/0.98	2.94	75/0.98	67/0.97	83.5/1	75.9/0.98	97.1/0.99	2.95						5.89

Oireachtas Rince na Cruinne 2025

Final Result for Competition 22 : Ladies 21 - 23

Notes: MW = World Medal winner : R = Recaller : Score = Judges marks : IP = Irish Points (Grid Score) : FTC = Failed To Complete : * All Totals exclude High and Low scores

				Dearbhla Fay	Christine Maguire-Duignan	Kathleen Maguire-O'Shea	Cian Ó'Nualláin	Julie Showalter-Marshall	3rd Round Total (IP) *	Sinead Brooks	Julie Loughlin	Margie Morgan	Patricia Murphy	Grace Ann Coyle	3rd Round total (IP) *	Miceal Hopkins	Orla Kelly	Katie Maguire-McMorrow	David Moore	Bernadette Weeks	5th Round Total (IP) *	TOTAL IP *	
Card	Position @ recall	Final Place	Name/School	Status	ROUND 1 : Score/IP					ROUND 2 : Score/IP					ROUND 3 : Score/IP								
186	(72)	71(T)	Ciara Brodigan Mona Ni Rodaigh : Cuige Uladh, Eire		84.7/1	79.75/0.99	82.5/0.99	66/0.97	73/0.98	2.95	77/0.98	76.75/0.98	76.25/0.97	76.3/0.98	94.5/0.98	2.94							5.89
116	(74)	74(T)	Sofia Brigden Victoria School : Western Region, Canada		80.6/0.98	82.75/4	81/0.98	77.5/0.99	79/0.98	2.95	73.5/0.97	78/0.98	77/0.98	74.1/0.97	93.5/0.98	2.92							5.87
194	(75)	74(T)	Grace Dorash Scoil Ard Rince : Queensland, Australia		80.1/0.98	78/0.98	80.5/0.97	65/0.97	73/0.98	2.92	80/0.99	76.5/0.98	72.5/0.97	77/0.99	96/0.98	2.95							5.87
124	(78)	76(T)	Aneta Sawicka McGahan Lees : Poland		81.6/0.99	75.5/0.97	83/0.99	61/0.97	72/0.97	2.93	74/0.97	72/0.97	75.75/0.97	72/0.97	89.1/0.97	2.91							5.84
138	(76)	76(T)	Hannah Dadswell Joyce-O'Donnell : North West Region, England		79.7/0.97	76.75/0.97	82/0.98	79/0.99	71/0.97	2.92	75.5/0.98	69/0.97	77.25/0.98	70/0.97	93/0.97	2.92							5.84
185	(77)	76(T)	Aoibhinn Connolly O'Neill Blake : Cuige Chonnacht, Eire		80/0.97	81/0.99	79/0.97	62/0.97	71/0.97	2.91	74.5/0.97	75.5/0.98	76.5/0.97	76.2/0.98	96.2/0.98	2.93							5.84
187	(80)	76(T)	Arin Pincus Ramsay School : South Africa		80.3/0.98	79.5/0.99	80/0.97	67/0.97	71/0.97	2.92	73/0.97	70.5/0.97	77.5/0.98	77.6/0.99	89/0.97	2.92							5.84
206	(79)	76(T)	Mia Polski-Delve Hennigan Irish Dance : Midlands Region, England/Wales		79.8/0.97	77.5/0.98	80/0.97	76.5/0.98	72.8/0.97	2.92	74/0.97	70/0.97	75.5/0.97	75/0.97	94/0.98	2.92							5.84
121	(81)	81	Mayze Dillon Hopkins McSloy Academy : Southern Region, England		79.8/0.97	77.5/0.98	80.5/0.97	64/0.97	75/0.98	2.92	84.5/2	71/0.97	72.25/0.97	73/0.97	89.5/0.97	2.91							5.83
201	(82)	82	Marie Gavlakova McGahan Lees : Czech Republic		79.7/0.97	77/0.97	80.5/0.97	76/0.98	71.5/0.97	2.92	73/0.97	68/0.97	72/0.97	77/0.99	89/0.97	2.9							5.82
119	(83)	83	Caitlin RichterDuncan : South Africa		79.7/0.97	79.25/0.98	80/0.97	69/0.98	70/0.97	2.91	73/0.97	66/0.97	75.25/0.97	71/0.97	89/0.97	2.9							5.81
192	N/A	FTC	Ciara Labuscagne Stow Academy : South Africa		0/0	0/0	0/0	0/0	0/0	0	76/0.98	71.5/0.97	76.75/0.98	74/0.97	89.7/0.97	2.92							2.92

Thank you for choosing www.feisresults.com