

Oireachtas Rince na Cruinne 2025



Results for Competition 8 : Boys 14 - 15

Adjudicators

Round 1

Dearbhla Fay
Maureen Miller
David Moore
Margie Morgan
Grace Ann Coyle

Round 2

Jackie Kennedy
Christine Maguire-Duignan
Kathleen Maguire-O'Shea
Jonathan McMorrow
Julie Showalter-Marshall

Round 3

Sinead Brooks


Micael Hopkins
Katie Maguire-McMorrow

Orla Kelly
Paula Woodgate

Oireachtas Rince na Cruinne 2025

Final Result for Competition 8 : Boys 14 - 15


Notes: MW = World Medal winner : R = Recaller : Score = Judges marks : IP = Irish Points (Grid Score) : FTC = Failed To Complete : * All Totals exclude High and Low scores

			Dearbhla Fay	Maureen Miller	David Moore	Margie Morgan	Grace Ann Coyle	3rd Round Total (IP) *	Jackie Kennedy	Christine Maguire-Duignan	Kathleen Maguire-O'Shea	Jonathan Mc Morrow	Julie Showalter-Marshall	3rd Round total (IP) *	Sinead Brooks	Micael Hopkins	Orla Kelly	Katie Maguire-McMorrow	Paula Woodgate	5th Round Total (IP) *	TOTAL IP *		
Card	Position @ recall	Final Place	Name/School	Status	ROUND 1 : Score/IP					ROUND 2 : Score/IP					ROUND 3 : Score/IP								
139	(1)	1	Keelan Chute Flynn O'Kane Academy : Cuige Mumhan, Eire	MW	94.5/60	96/60	96.5/75	97/70	91.5/75	205	86.5/60	94.5/75	89/65	96/100	96/75	215	98.5/100	92/36	97.25/65	92.5/53	91/100	218	638
134	(2)	2	Garet Zagorski Kristin Butke : Southern Region, USA	MW	94/56	95.75/56	95.5/54.5	97/70	92/100	182	87.1/75	89/31	90/75	95/75	98/100	225	97.5/75	97.5/60	97.5/75	93.75/75	90.25/70	220	627
123	(3)	3	Cian Hurson The Carson Academy : Cuige Uladh, Eire	MW	95/65	86/28	95/50	96.25/60	90/53	163	88/100	92.75/53	91/100	94.5/65	93.5/53	218	96.5/56	98/75	91/36.5	94/100	88.25/47	178	559
142	(5)	4	Nathan Slade The Carson Academy : Cuige Uladh, Eire	MW	93.5/53	98.75/100	95.6/60	96/56	90.2/56	172	83.9/47	94/60	85.25/27.5	92/47	95/65	154	96.75/60	94/39	95/47	92/50	89.75/56	153	479
128	(4)	5	Niall Barrett Kiely-Walsh Academy : Cuige Mumhan, Eire	MW	93/50	94/47	96/65	95.5/50	91/65	165	86/56	94.25/65	88/60	93.75/56	93.8/56	172	95.5/51.5	97.75/65	94/45	90/39.33	87/39	135.83	472.83
141	(8)	6	Cashton Simonovic Kinsella : Mid America Region, USA	MW	96/100	90.75/35	94/47	90/32	90.5/60	142	81.5/41	93/56	87/50	89.5/39	89/33	130	97.25/65	96.5/53	98/100	90.5/43	87.85/43	161	433
133	(9)	7	Kian Tallon O'Hehir School : North East Region, England	MW	82.5/18	93/41	97/100	84.5/4.5	88.9/41	100	85/53	95/100	87/50	93/50	94/60	163	94/41	98.5/100	96.5/56	93.5/65	87.5/41	162	425
115	(7)	8	Bennett Copp Drake : Southern Region, USA	MW	79.7/3	95/53	95.5/54.5	95.75/53	88/37	143	84.7/50	91.25/41	84/19.5	90.5/41	93/50	132	95/46	97/56	93.5/43	90/39.33	90/60	145	420
112	(6)	9	Cooper Lake The Academy : Mid America & Western Australia	MW	95.5/75	84/22	85/34	98/100	86/23	132	87/65	92/47	86.75/45	93.5/53	92.3/47	147	93.5/39	96/50	90.5/35	91/46	86/38	123	402
137	(14)	10	Charlie Wasler Mullane Godley : Mid America Region, USA	MW	91/41	80.75/15	89/41	89.25/29	87.7/35	105	80/32	83/20	86/35.5	86/37	90.5/41	104.5	95.5/51.5	95/43	93/41	87/34	88.85/50	134	343.5
150	(10)	11	Kaleb A. Garcia Michael Patrick Gallagher : Western Region, USA	MW	92/47	94.25/50	88.5/39	86.75/18	86.9/29.5	115.5	81/39	90.5/37	86.25/39	91/43	91.2/43	121	91/33.5	89.5/33	91/36.5	89/36	85/37	106	342.5
135	(23)	12	Joseph Veeneman DeNogla Academy : Mid Atlantic Region, USA	R	85/26	77.75/10	88/38	95/45	87.2/32	96	82/43	92.5/50	79.5/3	82.5/28	72/2.5	74	94.5/43	95.5/47	97/60	93/58	90.25/70	165	335
152	(12)	13	Conor Gibson Smith-Boylan : Cuige Laighean, Eire	R	86.6/30	93.75/45	86.75/36	94/39	87.4/33	108	83/45	87.5/26	86/35.5	94/60	81.5/21	106.5	90/31	95.25/45	88/30.5	93/58	79.75/24	106.5	321
110	(11)	14	Tristan Bowen Triggle Academy : Southern Region, USA	R	91.5/45	93.25/43	79.4/19	90.75/35	89.9/50	123	77.1/22	89.75/34	86.5/42	83.5/31	90.4/38.5	103.5	90.5/32	87/28	89/32	85/32	81.75/29	93	319.5
143	(13)	15	Gabriel Cann Keegan Academy : North West Region, England	R	88.5/35	91/36	84.9/33	90.5/34	88.5/39	105	80.7/37	89.25/32	86.5/42	88/38	86/28	107	93/38	85/25	92/38	88.75/35	82.25/31	104	316
118	(19)	16	Tadhg Moroney Michael Donnellan : Cuige Mumhan, Eire	R	89/36	98.5/75	82/28	88.75/27	85.5/21	91	79.7/30	90.25/36	85.75/32	79.75/20	90/36	98	92/36.5	90/34	92.5/39	91/46	88/45	120.5	309.5
131	(17)	17	Oisín Madden Niall Holly Eire & USA : Cuige Laighean, Eire	R	81.5/14	97/65	92/45	87.75/22.5	87.9/36	103.5	78/23.5	90/35	85.5/30	81/24	91.7/45	89	91/33.5	93/37	95.5/50	90/39.33	83.25/33	109.83	302.33
108	(15)	18	Jonah Farragher The Alan Murphy Academy : Cuige Chonnacht, Eire	R	91.3/43	85/25	85.7/35	94.5/41	89.8/47	119	80.1/34	85.5/24	84.25/21	85/35	80/18	79	95/46	89/32	80/25	84.5/30.5	82.5/32	94.5	292.5
126	(18)	19	Alexander Janowski Bellator Academy : Mid America Region, USA	R	87.5/32	85/25	83.7/31	86/12.5	86.5/26	82	78.7/27	90.75/38	86/35.5	84.75/34	90.4/38.5	107.5	89.5/30	94.25/41	86/29	86.5/33	84.75/36	99	288.5

Oireachtas Rince na Cruinne 2025

Final Result for Competition 8 : Boys 14 - 15


Notes: MW = World Medal winner : R = Recaller : Score = Judges marks : IP = Irish Points (Grid Score) : FTC = Failed To Complete : * All Totals exclude High and Low scores

			Dearbhla Fay	Maureen Miller	David Moore	Margie Morgan	Grace Ann Coyle	3rd Round Total (IP) *	Jackie Kennedy	Christine Maguire-Duignan	Kathleen Maguire-O'Shea	Jonathan McMorrow	Julie Showalter-Marshall	3rd Round total (IP) *	Sinead Brooks	Micael Hopkins	Orla Kelly	Katie Maguire-McMorrow	Paula Woodgate	5th Round Total (IP) *	TOTAL IP *		
Card	Position @ recall	Final Place	Name/School	Status	ROUND 1 : Score/IP					ROUND 2 : Score/IP					ROUND 3 : Score/IP								
154	(20)	20	Bailan ButtimerScoil Rince Luimni : New England Region, USA	R	89.5/37	87.25/32	84.7/32	86.5/16	86.6/27	91	80/32	91.5/43	83/13.5	82/27	88.6/32	91	91.5/35	91/35	96/53	83.5/27	82/30	100	282
159	(16)	21	Leon Hall Dance Hall Academy : Cuige Laighean, Eire	R	89.7/38	84.25/23	82.31/29	94.75/43	89.5/45	110	74/15.5	88.5/29	85/24.5	83.25/30	87.3/31	83.5	86/27	93.5/38	82/26	83/25.5	83.5/34	87	280.5
106	(20)	22	Lochlan Davis Rince Na Tiarna : Mid Atlantic Region, USA	R	88/34	86.25/29	81.8/27	92/37	86.4/25	90	80.4/35	87/25	84.5/22	84/32	89.2/35	92	92/36.5	88/30	88/30.5	84/28.5	84.25/35	95.5	277.5
116	(22)	23	Daniel Rietdijk Rose Irish Dance School : Netherlands	Aisling	83/20	85/25	80.1/21	89.5/30	85/19	66	80.9/38	91.75/45	87/50	81.5/26	84.8/27	110	89/29	87.5/29	89.5/33	84.5/30.5	89/53	92.5	268.5
148	(24)	24	Rónán Brogan Egan Rogers Academy : North West Region, England	R	86/28	82.5/19.5	87.5/37	90.25/33	83.6/13.5	80.5	74.5/18	85/23	86/35.5	84.5/33	86.2/29	85	83/26	86/26	76/24	83/25.5	80/25	76.5	242
145	(27)	25	Liam McDonough Harney Pender Keady Academy : New England Region, USA	R	85.5/27	91.25/37	90/43	86.25/14	83.6/13.5	78	72/6.5	88/28	85.25/27.5	80.25/22	77/14.5	64	88.5/28	88.5/31	90/34	89.5/37	80.75/26	93	235
121	(26)	26	Tadhg Ward Angela O'Connor Academy : Southern Region, England	R	87/31	82.75/21	81.5/25	84.25/3	89/43	77	78.4/26	81.25/16	87.75/56	81.25/25	80.5/19.5	70.5	81/25	86.5/27	84/27	84/28.5	81.5/28	82	229.5
153	(25)	27	Jack Hefelfinger Greenway Academy : Western Region, USA	R	90/39	92/39	72.13/4	91.5/36	86.3/24	99	79/28	81.75/18	85/24.5	75.25/8	72.2/4	50.5	80/24	84/24	85/28	81.5/24	81/27	75	224.5
129	(28)	28	Shia Michael Patrick McGuire MCBDA : North West Region, England		87.8/33	90/34	83.6/30	86.5/16	87.5/34	97	74/15.5	80/12	82/9	78/15	83/26	42.5							139.5
111	(29)	29	Shay Harkin Ferry Academy : Cuige Uladh, Eire		80/7.5	82/17	79/18	88/24.5	83/8	43	78.2/25	83.5/21	86/35.5	91.5/45	89.1/34	94.5							137.5
158	(30)	30	Oscar Towner Watkins : Queensland, Australia		81.2/13	78/11.5	80.3/23	95.25/47	83.2/9	47.5	79.5/29	87.75/27	85.5/30	85.5/36	86.4/30	89							136.5
124	(31)	31	Riley Lombardo Rankin Holland : Mid America Region, USA		86.3/29	80.25/14	80.6/24	86.5/16	87/31	69	78/23.5	88.75/30	85/24.5	79.25/17	72.6/5	65							134
138	(32)	32	Sebastian Lafreniere Murray Academy : New England Region, USA		81.7/15	82.25/18	80.15/22	85.75/11	88.1/38	55	80.5/36	91/39	84/19.5	79.5/18	82/22.5	78							133
140	(33)	33	Trent Das Inishfree : Southern Region, USA		81/12	81/16	76/10.5	85.25/9	85.7/22	38.5	80/32	89.5/33	86/35.5	79.75/20	82.6/25	90							128.5
107	(34)	34	Samuel Barajas Scoil Rince Ni Riada : Western Region, USA		84.5/25	86.5/30	73.17/6	93.25/38	86.8/28	83	73.3/13	81.5/17	83/13.5	79.75/20	74/10	43.5							126.5
132	(35)	35	Anthony Moran Watkins : Queensland, Australia		80.7/11	87.75/33	77/15	85.5/10	86.9/29.5	55.5	77/21	79/8	81/7.5	77/11.5	82/22.5	40.5							96
127	(36)	36(T)	Dara Fallon Atlantic Irish Dance Academy : Cuige Chonnacht, Eire		80/7.5	72/4.5	81.72/26	83.75/1	83.4/11	23	72/6.5	80.25/13	85.5/30	83/29	90.3/37	72							95
136	(36)	36(T)	Fionn BaneMacGabhann Academy : Cuige Mumhan, Eire		83.5/22	77/9	78.9/17	89.75/31	85.3/20	59	74/15.5	78.5/7	83/13.5	79/16	73/7	36							95
117	(38)	38	Issei Byrne Scoil Rince Creer : New South Wales, Australia		80.3/9	82.5/19.5	75/9	88.5/26	84/15	43.5	76/19.5	84/22	83.5/17.5	75/7	75/11	48							91.5

Oireachtas Rince na Cruinne 2025

Final Result for Competition 8 : Boys 14 - 15

Notes: MW = World Medal winner : R = Recaller : Score = Judges marks : IP = Irish Points (Grid Score) : FTC = Failed To Complete : * All Totals exclude High and Low scores

			Dearbhla Fay	Maureen Miller	David Moore	Margie Morgan	Grace Ann Coyle	3rd Round Total (IP) *	Jackie Kennedy	Christine Maguire-Duignan	Kathleen Maguire-O'Shea	Jonathan McMorrow	Julie Showalter-Marshall	3rd Round total (IP) *	Sinead Brooks	Micael Hopkins	Orla Kelly	Katie Maguire-McMorrow	Paula Woodgate	5th Round Total (IP) *	TOTAL IP *	
Card	Position @ recall	Final Place	Name/School	Status	ROUND 1 : Score/IP					ROUND 2 : Score/IP					ROUND 3 : Score/IP							
146	(39)	39	Turlough Mulqueen Michael Donnellan : Cuige Laighean, Eire		84.2/24	91.75/38	78.51/16	86/12.5	82/1.75	52.5	73.1/12	81/15	83/13.5	76/9.5	76/12	37.5						90
113	(40)	40	Michael Sweeney Egan School Ohio : Mid America Region, USA		82/16	80/13	80/20	87/19	84.5/17.5	52.5	76/19.5	78/6	80.5/6	76/9.5	82.4/24	35						87.5
109	(41)	41	Matthew Mercer Inis Cairde : Southern Region, USA		82.3/17	85.25/27	76.8/14	87.5/20.5	83.3/10	51.5	72.5/10	79.5/10	81/7.5	80.5/23	76.8/13	33						84.5
155	(42)	42	Aodhan O'Toole Fox : New Zealand		79.9/6	86.75/31	73.91/7	85/7.5	84.3/16	30.5	74/15.5	82.5/19	83.5/17.5	77.75/14	79/16.5	49.5						80
120	(43)	43	Jack Goddard Fahy School of Irish Dance : North West Region, England		84/23	74/6.5	76.7/13	89/28	83.5/12	48	71.4/5	79.25/9	82.5/10	77/11.5	73.6/9	28						76
151	(44)	44	Nikolai Huffman MAID : Southern Region, USA		82.7/19	78/11.5	71.5/3	88/24.5	82.7/7	37.5	72.9/11	76/3	83/13.5	73.5/4	80.5/19.5	28.5						66
157	(45)	45	Matthew Carter Rince Na Sonas : Mid Atlantic Region, USA		83.3/21	74/6.5	76.3/12	87.5/20.5	84.5/17.5	50	69.6/3	74.5/1	77/1	73/2	73/7	6						56
122	(46)	46	Iarla Hartin Domican Academy : Cuige Uladh, Eire		79.7/3	70/1.75	74/8	85/7.5	82.5/6	16.5	70/4	79.75/11	85/24.5	77.5/13	72/2.5	28						44.5
149	(47)	47	Billy Forsyth Southern Cross : New Zealand		79.6/1	70/1.75	68/1	84/1.5	82/1.75	4.25	69.2/1	80.5/14	79.5/3	74.5/6	79/16.5	23						27.25
144	(49)	48(T)	Luca Leung Irish Dance Arabia : Qatar		79.7/3	70/1.75	70/1.5	84.75/6	82/1.75	6.5	69/1	77/5	83/13.5	74/5	73/7	17						23.5
147	(48)	48(T)	Adrian Maliba Costello Irish Dance : Eastern Region, Canada		79.8/5	72/4.5	70/1.5	87.75/22.5	82.2/5	14.5	72.1/8	75/2	80/5	73/2	70/1	9						23.5
119	(50)	50	Edmund Fritz Ciembronowicz Avoca Irish Dance : Western Region, USA		80.5/10	75/8	76/10.5	84/1.5	82/1.75	19.75	72.3/9	74.75/1	77/1	70/1	68/1	3						22.75
156	(51)	51	Porter JacobsonCarroll-Henderson : Western Region, USA		79.6/1	70/1.75	72.93/5	84.5/4.5	82.1/4	10.25	69.4/2	76.5/4	79.5/3	73/2	77/14.5	9						19.25

Thank you for choosing www.feisresults.com