

OIREACHTAS RINCE NA CRUINNE 2026

Results for Competition 7 : Boys 15 - 16

Adjudicators

Round 1

Linda Ball Hoban

Molly Curran

Mariam Elbadri

Caroline Greene-Parfery

Conor O'Sullivan

Round 2

Yzanne Cloonan Noone

Conor Hayes

Andrew Roberts

Patricia Scanlon

Tracey Taaffe

Round 3

Gerard Carroll

Lorraine Duggan

Brigid Mackness Cox


Bernadette Fegan

Stephen Masterson

OIREACHTAS RINCE NA CRUINNE 2026

Final Result for Competition 7 : Boys 15 - 16


Notes: MW = World Medal winner : R = Recaller : Score = Judges marks : IP = Irish Points (Grid Score) : FTC = Failed To Complete : * All Totals exclude High and Low scores

				Linda Ball Hoban	Molly Curran	Mariam Elbadri	Caroline Greene-Parfery	Conor O'Sullivan	3rd Round Total (IP) *	Yzanne Cloonan Noone	Conor Hayes	Andrew Roberts	Patricia Scamlon	Tracey Taaffe	3rd Round total (IP) *	Gerard Carroll	Lorraine Duggan	Bernadette Fegan	Brighid Mackness Cox	Stephen Masterson	5th Round Total (IP) *	TOTAL IP *	
Card	Position @ recall	Final Place	Name/School	Status	ROUND 1 : Score/IP					ROUND 2 : Score/IP					ROUND 3 : Score/IP								
148	(1)	1	Keelan Chute Flynn O'Kane Academy : Cuige Mumhan, Eire	MW	95/100	96/70	90/30	95.5/100	99/100	270	98/100	99/100	92/75	90/53	98.5/100	275	98.5/75	99/100	98/100	96.1/65	97/50	240	785
123	(2)	2	Garet Zagorski Kristin Butke : Southern Region, USA	MW	92/75	97/100	99/100	94/65	98.5/75	250	93/53	98/75	93/100	92.5/75	96.75/56	206	97.75/60	97.75/65	96.5/60	94/42	97.5/53	173	629
133	(5)	3	Kian Tallon O'Hehir School : North East Region, England	MW	87/47	94.5/56	98.25/58	95/75	97.5/65	179	93.5/56	91.5/43	87.5/48.5	87/40	96.7/53	144.5	99/100	97.8/75	97.5/75	97/100	98.25/70	250	573.5
119	(4)	4	Nathan Slade The Carson Academy : Cuige Uladh, Eire	MW	89.5/56	95/60	98.25/58	90.25/53	96.75/56	170	96/75	95/60	89/56	86.5/37	97/60	176	97.5/54.5	97.25/51.5	96/53	96.25/75	96.5/46	159	505
135	(3)	5	Niall Barrett Kiely-Walsh Academy : Cuige Mumhan, Eire	MW	90/65	93/53	98.75/75	93/60	97/60	185	94/60	93/50	87.5/48.5	90.5/56	98/75	166	90/39	97.3/58	92/43	94.5/45	94.5/43	131	482
121	(6)	6	Bennett Copp Drake : Southern Region, USA	MW	83.25/35	96/70	98.5/65	87/41	71/8	141	95/65	94.5/56	91/65	89/50	96.25/47	171	98/65	97.3/58	96/53	94/42	96.5/46	157	469
144	(7)	7	Luke McMorrow Maguire-O'Shea Academy : Southern Region, England	MW	88/50	86/35	92/32	90.5/56	96.5/51.5	136.5	90.5/45	97/65	88/53	93/100	95/39	163	96.5/50	96.9/47	96/53	96/60	98.5/100	163	462.5
120	(11)	8	Cooper Lake The Academy : Mid America & Western Australia	MW	89.75/60	92.5/50	95.5/38.5	86/37	93/39	127.5	92.5/48.5	81.5/23	87/43	88/47	95.2/41	131	97.5/54.5	97.25/51.5	97/65	95.75/56	98.25/70	175.5	434
131	(8)	9	Cashton Simonovic Kinsella : Mid America Region, USA	MW	89/53	87/37	89.75/29	89/47	96/47	131	86/35.5	90/38	89.5/60	92.25/65	94.5/38	136	88.75/37	96.7/43	95/46	93.5/38	98.1/60	127	394
143	(10)	10	Conor Gibson Smith-Boylan : Cuige Laighean, Eire	MW	83.5/36	91/43	98/53	79.75/30	95/43	122	87/39	94/53	86/39	87.75/45	97.5/65	137	94.5/45	96.8/45	95/46	93.75/39	88/34	129	388
125	(13)	11	Charlie Waiser Mullane Godley : Mid America Region, USA	R	85/39	92/47	97/48.5	88.75/45	91/36	131	86.5/38	89/36	86.5/41	86.1/36	87/30	110	91/41	96.5/41	89/41	95/50	98/56	132	373
157	(9)	12	Brady Buchanan-Dusome Cornell : Eastern Region, Canada	R	86.25/43	91.5/45	93.5/34	88/43	92/37	123	92.5/48.5	92/45	85.5/38	92/60	96.5/50	143.5	83/31	95/35	87/38	91/34	87/33	102	368.5
130	(12)	13	Liam McDonough Harney-Crawford Academy : New England Region, USA	R	84/37	90.5/41	96/42	86.5/39	94/41	121	87.75/41	90.25/39	87.25/45	86.7/38	96/45	125	88.5/36	92.75/32	85.5/36	92/35	93/39	107	353
116	(14)	14	Kaleb A. Garcia Michael Patrick Gallagher : Western Region, USA	R	84.5/38	89/38	96/42	90/50	96.5/51.5	130	89/43	84.5/27	85/37	85.5/33	94/37	107	92.5/43	95.25/36	86/37	93/37	90/38	112	349
126	(16)	15	Joseph Veeneman DeNogla Academy : Mid Atlantic Region, USA	R	83/34	82/27	95.5/38.5	84/35	92.5/38	107	84/31	92.5/47	82.5/31	87.5/43	88.75/32	106	95/47	95.5/37.5	88.5/39	95.5/53	94/41	127	340
154	(15)	16	Jonah Farragher The Alan Murphy Academy : Cuige Chonnacht, Eire	R	86.5/45	85.5/34	97/48.5	83.5/34	90/35	114	81.75/20	91/41	82.75/32.5	86/35	92/34	101.5	89/38	93/34	80/33	80/27	83.75/30	97	312.5
151	(17)	17	Shay Harkin Ferry Academy : Cuige Uladh, Eire	R	86/41	86.75/36	95/37	86/37	95.5/45	115	82/21	87/33	82/30	84/29	86/29	88	86/34	95.5/37.5	85/35	92.5/36	89.25/36	107	310
146	(19)	18	Tadhg Moroney Michael Donnellan : Cuige Mumhan, Eire	R	81.5/32	84/33	78.75/8	74/15.5	83/31	78.5	85/32.5	86/31	83/34	85/32	92.5/35	98.5	88/35	95.75/39	82/34	86/32	89.5/37	106	283

OIREACHTAS RINCE NA CRUINNE 2026

Final Result for Competition 7 : Boys 15 - 16


Notes: MW = World Medal winner : R = Recaller : Score = Judges marks : IP = Irish Points (Grid Score) : FTC = Failed To Complete : * All Totals exclude High and Low scores

				Linda Ball Hoban	Molly Curran	Mariam Elbadri	Caroline Greene-Parfery	Conor O'Sullivan	3rd Round Total (IP) *	Yzanne Cloonan Noone	Conor Hayes	Andrew Roberts	Patricia Scamlon	Tracey Taaffe	3rd Round total (IP) *	Gerard Carroll	Lorraine Duggan	Bernadette Fegan	Brighid Mackness Cox	Stephen Masterson	5th Round Total (IP) *	TOTAL IP *	
Card	Position @ recall	Final Place	Name/School	Status	ROUND 1 : Score/IP					ROUND 2 : Score/IP					ROUND 3 : Score/IP								
137	(18)	19	Tadhg Ward Angela O'Connor Academy : Southern Region, England	R	77/26	82.75/30	94.5/36	73.5/13	81/29	85	86/35.5	84/26	83.5/35	85.7/34	84/27	96	80/27	90.25/29	78.25/28	87/33	83/29	86	267
111	(20)	20	Matthew Mercer Inis Cairde : Southern Region, USA	R	73.75/12	83.25/32	88.25/27	83/32.5	83.5/32	91	80.4/16	87.25/34	81.5/28	82/25.5	88/31	84.5	84/32	89/27	75/27	82.5/29	82/28	84	259.5
138	(23)	21	Oisín Madden Niall Holly Eire & USA : Cuige Laighean, Eire	R	76.5/25	78.75/14	96.5/45	83/32.5	84/33	90.5	80.5/17	89.75/37	77/10	78/14	91.5/33	64	85/33	92.8/33	79.25/30.5	94.75/47	89/35	101	255.5
158	(21)	22	Cavan O'Malia Brady Campbell : Mid America Region, USA	R	80.25/30	81.5/25	86.75/24	79.25/29	80.5/28	82	80.3/15	85.75/30	81.25/27	83/27	93/36	84	81/29	91.5/30	79.25/30.5	82/28	81/27	87	253
155	(22)	23	Sebastian Lafreniere Murray Academy : New England Region, USA	R	79/29	81.75/26	82/16	75/19	76.25/19	64	82.25/22	82.5/25	81/26	87/40	95.5/43	91	82/30	92.5/31	79/29	85/31	86/32	92	247
132	(24)	24	Leon Hall Dance Hall Academy : Cuige Laighean, Eire	R	75.5/19	82.25/28	91/31	86/37	76/18	78	85.25/34	80.5/21	79.25/19	84.5/30	82/25	76	80.5/28	89.5/28	79.5/32	84/30	84/31	89	243
113	(25)	25	William Hannan McGrath : ACT, Australia		74.5/15	90/39	89/28	76/22	79/25	75	83.5/29	87.5/35	80.25/23	79.2/18	83/26	78							153
134	(26)	26	Samuel Barajas Scoil Rince Ni Riada : Western Region, USA		82/33	80.25/22	86/23	80/31	78/22.5	76.5	83.6/30	84.75/28	78.25/14.5	83.5/28	79.8/18	74							150.5
124	(27)	27	Lochlan Davis Rince Na Tiarna : Mid Atlantic Region, USA		76/21.5	83/31	84.5/21	75/19	82/30	72.5	85/32.5	77.5/15	79.75/21	81.5/24	80.25/21.5	66.5							139
127	(28)	28	Ryan Romeo The Brennan-Lucey Academy : New England Region, USA		75/17	78/11	93/33	79/28	75/16	61	82.75/24.5	86.5/32	81.75/29	79.3/19	81.25/24	77.5							138.5
136	(29)	29	Daniel Rietdijk Rose Irish Dance School : Netherlands	Aisling	73/7.5	79/16	85.25/22	78/25	73.5/12	50	86.25/37	80/20	84/36	84.7/31	79.25/14.5	87							137
139	(30)	30	Liam Rardon Dwyer : Mid America Region, USA		78/28	78.5/13	94/35	76/22	86/34	84	79/8	81/22	80/22	76/11	79/12	45							129
129	(31)	31	Fionn Patrick Bane MacGabhann Academy : Cuige Mumhan, Eire		81/31	82.5/29	83.25/20	74/15.5	80/27	76	81/18.5	72.5/12	78.75/17	78.7/16	80.25/21.5	51.5							127.5
122	(32)	32	Riley Jay Lombardo Rankin O'Kennedy Holland : Mid America Region, USA		73/7.5	80/21	87.25/25	70/6.5	77/20	48.5	83.4/28	82/24	80.75/25	80.5/22	84.5/28	77							125.5
153	(33)	33	Tate Linden Aine Celtic Academy : Mid America Region, USA		76/21.5	79.75/19.5	82.25/17	78.5/26.5	78.5/24	65	78.75/7	73/13	80.5/24	82/25.5	81/23	60							125
114	(34)	34	Liam Clingan Branton Academy : Eastern Region, Canada		74.75/16	77.75/10	87.75/26	78.5/26.5	79.5/26	68	83/26	72/11	76.25/8	78.5/15	79.5/16	42							110
140	(35)	35	Michael Sweeney Egan School Ohio : Mid America Region, USA		73.5/11	79.5/18	81.25/14	74/15.5	77.5/21	47.5	79.25/10	85/29	79/18	80/21	80/19.5	58.5							106
156	(36)	36	David Cooper Emerald Isle : Mid Atlantic Region, USA		74.25/14	78.8/15	81/13	74/15.5	74.25/14	43	82.75/24.5	78.5/18	79.5/20	79.5/20	79.25/14.5	58							101

OIREACHTAS RINCE NA CRUINNE 2026

Final Result for Competition 7 : Boys 15 - 16

Notes: MW = World Medal winner : R = Recaller : Score = Judges marks : IP = Irish Points (Grid Score) : FTC = Failed To Complete : * All Totals exclude High and Low scores

				Linda Ball Hoban	Molly Curran	Mariam Elbadri	Caroline Greene-Parfery	Conor O'Sullivan	3rd Round Total (IP) *	Yzanne Cloonan Noone	Conor Hayes	Andrew Roberts	Patricia Scamlon	Tracey Taaffe	3rd Round total (IP) *	Gerard Carroll	Lorraine Duggan	Bernadette Fegan	Brighid Mackness Cox	Stephen Masterson	5th Round Total (IP) *	TOTAL IP *	
Card	Position @ recall	Final Place	Name/School	Status	ROUND 1 : Score/IP					ROUND 2 : Score/IP					ROUND 3 : Score/IP								
147	(37)	37	Jack Goddard Fahy School of Irish Dance : North West Region, England		77.5/27	79.75/19.5	81.75/15	77/24	75.5/17	60.5	81/18.5	77/14	78/13	77/12	77.25/7.5	39							99.5
118	(38)	38	Porter Jacobson Carroll-Henderson : Western Region, USA		73/7.5	81/24	80.75/12	76/22	78/22.5	56.5	83.25/27	68/8	78.25/14.5	75.5/10	79.75/17	41.5							98
128	(39)	39	Jordan Herrmann Parker Academy : South Africa		74/13	80.5/23	82.75/19	73/12	72/9	44	82.3/23	78.25/17	82.75/32.5	74/8	79.1/13	53							97
152	(40)	40	Nikolai Huffman McCafferty : Southern Region, USA		75.25/18	79.25/17	78/6	70/6.5	74.5/15	38.5	78.25/6	62/5	78.5/16	81/23	78.5/10	32							70.5
150	(41)	41	Ryan McNeill DeNogla Academy : Mid Atlantic Region, USA		76.25/23.5	77.5/9	77.5/5	70/6.5	67/6	21.5	79.5/13	69/9	77.5/12	79/17	80/19.5	42							63.5
142	(42)	42	Callum Karr Murphy Irish Dancers : Western Region, USA		75.75/20	77/8	82.5/18	71/9.5	69.5/7	35.5	79.3/11	78/16	75.5/6	73/6	77.25/7.5	24.5							60
141	(43)	43(T)	Edmund Fritz Ciembronowicz Avoca Irish Dance : Western Region, USA		76.25/23.5	76/6	80/10	75/19	74/13	42	78/5	66/7	75/5	72/5	77/5.5	15.5							57.5
145	(43)	43(T)	Eli Murphy Sulpizio Drake : Southern Region, USA		72/5	78.25/12	80.5/11	71/9.5	72.5/10	30.5	79.1/9	79/19	76/7	75/9	78/9	27							57.5
115	(45)	45	Grant Palardy McDonough-Grimes : New England Region, USA		73/7.5	76/6	78.25/7	70/6.5	73/11	21	79.4/12	71/10	77.25/11	77.5/13	78.75/11	34							55
149	(46)	46	Anthony Resuta Tir Na Nog : Mid Atlantic Region, USA		73.25/10	76/6	79.5/9	71.5/11	65/5	25	80.25/14	64/6	76.5/9	73.5/7	77/5.5	22							47

THANK YOU FOR CHOOSING FEISRESULTS.COM