

# OIREACHTAS RINCE NA CRUINNE 2026

**Results for Competition 30 : Girls 13 - 14**

**Adjudicators**

*Round 1*

**Bernadette Fegan  
Michelle Louise Greene  
Brigid Mackness Cox  
Donna Means-King  
Conor O'Sullivan**

*Round 2*

**Lorraine Duggan  
Mariam Elbadri  
David Keenan Smith  
Patricia Scanlon  
Tracey Taaffe**

*Round 3*

**Linda Ball Hoban**


**Gerard Carroll  
Molly Curran**

**Ryan Carroll  
Caroline Greene-Parfery**

# OIREACHTAS RINCE NA CRUINNE 2026

## Final Result for Competition 30 : Girls 13 - 14


Notes: MW = World Medal winner : R = Recaller : Score = Judges marks : IP = Irish Points (Grid Score) : FTC = Failed To Complete : \* All Totals exclude High and Low scores

			Bernadette Fegan	Michelle Louise Greene	Brighid Mackness Cox	Donna Means-King	Conor O'Sullivan	3rd Round Total (IP) *	Lorraine Duggan	Mariam Elbadri	David Keenan Smith	Patricia Scanlon	Tracey Taaffe	3rd Round total (IP) *	Linda Ball Hoban	Gerard Carroll	Ryan Carroll	Molly Curran	Caroline Greene-Parfery	5th Round Total (IP) *	TOTAL IP *		
Card	Position @ recall	Final Place	Name/School	Status	ROUND 1 : Score/IP					ROUND 2 : Score/IP					ROUND 3 : Score/IP								
195	(1)	1	Faye McCrudden MCBDA : Cuige Uladh, Eire	MW	98/100	92/56.33	91.4/43	80.1/0.99	99/100	<b>199.33</b>	99.75/100	98.75/75	98.75/60	97/100	98/100	<b>275</b>	98/100	98.75/100	89/75	95.5/75	95/100	<b>275</b>	<b>749.33</b>
141	(2)	2	Anna Farrell McAleer-Paulson : Mid Atlantic Region, USA	MW	96/65	94/100	95/75	88/75	97.75/60	<b>215</b>	99.7/70	93.5/28.5	99.1/75	96.2/65	97.5/65	<b>200</b>	95/75	98.25/65	88/56	96/100	91.5/43	<b>196</b>	<b>611</b>
160	(3)	3	Mia Carlin Ferry Academy : Cuige Uladh, Eire	MW	97/75	91.5/47	96/100	89/100	97.25/53	<b>228</b>	97.25/41	99/100	98.4/50	94.8/43	97.25/60	<b>153</b>	94.5/65	98.5/75	90/100	92.5/50	93.75/56	<b>196</b>	<b>577</b>
204	(4)	4	Zuzanna Gagatsek Cabe Academy : Cuige Laighean, Eire	MW	94/54.5	92.25/65	92/51.5	82.05/31	98.5/65	<b>171</b>	99.1/51.5	98/51.5	99.25/100	96.5/75	97.75/75	<b>201.5</b>	90.75/38	98/60	86.5/50	94/56	94.75/75	<b>166</b>	<b>538.5</b>
226	(5)	5	Abby Swearingen Kristin Butke : Southern Region, USA	MW	92/40	93.5/75	94.5/65	81.25/21.5	98.75/75	<b>180</b>	99.2/56	93/26.5	96.5/35	90.5/30	96.75/53	<b>118</b>	93.5/53	96.5/50	88.25/60	94.5/65	91.25/41	<b>163</b>	<b>461</b>
227	(6)	6	Hannah Mahon Claddagh Academy : Southern Region, England	MW	94.5/60	84/0.96	91.75/47	81/18	97.5/56	<b>121</b>	99.7/70	98.5/65	98.5/54.5	86.2/0.98	96.75/53	<b>172.5</b>	89/30	95/43	85/43	86.75/23.5	93/48.5	<b>116</b>	<b>409.5</b>
170	(8)	7	Ellery Halleron Mullane Godley : Mid America Region, USA	MW	93/48.5	88.75/20	91.1/36.5	80.55/8.5	96.5/47	<b>103.5</b>	99.5/60	98.25/58	99/65	95.3/47	94/28.5	<b>165</b>	89.75/33	92/38	84.5/40	90.75/38	85.5/19	<b>109</b>	<b>377.5</b>
262	(7)	8	Lucy Kate Brownlie Sharon Taylor : Scotland	MW	94/54.5	<b>92/56.33</b>	91.3/41	80.1/0.99	97/50	<b>145.5</b>	96.5/39	98/51.5	98.5/54.5	89.4/22	95/35.5	<b>126</b>	86/17.5	<b>91/32</b>	86/47	<b>81.25/7</b>	93/48.5	<b>96.5</b>	<b>368</b>
219	(9)	9	Neasa Rae Clann MacLoone O'Meara : Cuige Mumhan, Eire	MW	92.25/45	90.6/35	90.25/31	79.45/0.97	96.25/45	<b>111</b>	95.9/37	97.5/47	96.75/38	95/45	96.75/53	<b>130</b>	91.75/43	96/46	84.5/40	91.6/43	88.25/33	<b>126</b>	<b>367</b>
192	(10)	10	Fiadh-Rose Howlin McGahan Lees : Hong Kong	MW	89.75/27.5	90.76/38	79.25/0.97	84.2/53	95.5/39	<b>104.5</b>	98.5/43	97/44	98/46	96/56	95.5/38.5	<b>133</b>	90/34.5	91.25/33.5	88.5/65	92.75/53	90/37.5	<b>125</b>	<b>362.5</b>
214	(12)	11	Eva Jane Moss Brooks : Southern Region, England	MW	93/48.5	89/22.5	88.75/24	80.55/8.5	96/43	<b>89.5</b>	99/46	98.25/58	97.5/41	89.5/23	95.5/38.5	<b>125.5</b>	88/26.5	97.75/56	87.5/53	88.25/29	88.5/34	<b>116</b>	<b>331</b>
208	(11)	12	Fiadh Hallahan Kiely-Walsh Academy : Cuige Mumhan, Eire	MW	89.75/27.5	90.3/30.5	93.5/60	84.75/65	95.25/38	<b>128.5</b>	95.5/32.5	94.5/32.5	93.5/11	90.7/31	95.75/43	<b>96</b>	85.75/16	84.9/14	81/27	86.5/22	86.5/24	<b>62</b>	<b>286.5</b>
212	(14)	13	Orla Maguire McLaughlin : Scotland	MW	92/40	91.2/42	84.75/6	84.1/50	94/31	<b>113</b>	94/24	92/23.5	93/8	93/38	96.5/47	<b>85.5</b>	88.25/28	89/27	79/17	91/39	88/31	<b>86</b>	<b>284.5</b>
228	(17)	14	Anella Wessels Beglan Academy : Mid America Region, USA	MW	88.5/11	91.75/50	81.3/0.99	82.75/37	94.75/36	<b>84</b>	95.75/35.5	93.5/28.5	88.75/0.99	89.9/26	94.75/32	<b>86.5</b>	92/45	87/23	77/8.5	91.5/41	93.5/53	<b>109</b>	<b>279.5</b>
240	(15)	15	Sarah Hand McGee : Cuige Uladh, Eire	MW	88.7/13	92/56.33	91.1/36.5	81/18	95.75/41	<b>95.5</b>	95.75/35.5	95.5/36.5	95.25/25.5	89.3/21	95.4/37	<b>97.5</b>	92.5/47	<b>86/19</b>	80/22.5	<b>88/28</b>	86/21.5	<b>72</b>	<b>265</b>
259	(13)	16	Sofia Duffy Celtic Steps : Western Region, USA	MW	90.2/34	<b>89.25/24.5</b>	90.9/34	<b>82.25/33.5</b>	84/0.99	<b>92</b>	99.1/51.5	96.5/41	96.6/36	87.2/0.99	94.3/31	<b>108</b>	84/10	<b>79.5/5</b>	80.5/24.5	<b>83.5/15</b>	87.5/29	<b>49.5</b>	<b>249.5</b>
125	(23)	17	Erin Grace Mayo Westfall Boyle O'Rourke Academy : Mid Atlantic Region, USA	MW	89.5/24.5	80/0.92	88/21	84/47	94.5/34.5	<b>80</b>	87.25/0.99	89.75/14.5	92/4.5	94.5/41	93.6/23	<b>42</b>	94/56	91.25/33.5	84/37.5	94.25/60	88/31	<b>127</b>	<b>249</b>
150	(19)	18	Eleanor Bea Reilly O'Neill Blake : Cuige Chonnacht, Eire	MW	89.5/24.5	91/39	93/56	84.5/60	92/23	<b>119.5</b>	81.75/0.97	92/23.5	89.7/0.99	88.9/15	92.6/17	<b>32.99</b>	88/26.5	91.5/35	82.5/34	90.5/37	87/27.5	<b>96.5</b>	<b>248.99</b>
177	(27)	19	Ella McPeak Lavin-Cassidy : Mid America Region, USA	MW	90/31	90.25/29	87.5/18	79.2/0.97	93/27	<b>74</b>	89.5/1	88.5/6.5	90/0.99	91/33	94/28.5	<b>36</b>	94.25/60	91.75/37	85.5/45	92.25/47	92.5/45	<b>137</b>	<b>247</b>
266	(18)	20	Lily Kay Keegan Academy : North West Region, England	MW	89/17	<b>90.5/33.5</b>	90.75/33	<b>80.35/6</b>	89.75/14	<b>64</b>	95.7/34	96/38.5	95.5/29	90.8/32	95.7/41	<b>104.5</b>	90.5/37	<b>87.5/24</b>	79.5/20	<b>88.5/30</b>	81/6	<b>74</b>	<b>242.5</b>

# OIREACHTAS RINCE NA CRUINNE 2026

## Final Result for Competition 30 : Girls 13 - 14

Notes: MW = World Medal winner : R = Recaller : Score = Judges marks : IP = Irish Points (Grid Score) : FTC = Failed To Complete : \* All Totals exclude High and Low scores

			Bernadette Fegan	Michelle Louise Greene	Brigid Mackness Cox	Donna Means-King	Conor O'Sullivan	3rd Round Total (IP) *	Lorraine Duggan	Mariam Elbadri	David Keenan Smith	Patricia Scanlon	Tracey Taaffe	3rd Round total (IP) *	Linda Ball Hoban	Gerard Carroll	Ryan Carroll	Molly Curran	Caroline Greene-Parfery	5th Round Total (IP) *	TOTAL IP *		
Card	Position @ recall	Final Place	Name/School	Status	ROUND 1 : Score/IP					ROUND 2 : Score/IP					ROUND 3 : Score/IP								
161	(20)	21	Aine McGeehan McLaughlin : Scotland	MW	91/38	91.2/42	91.25/38.5	83/38	82.75/0.99	114.5	86.25/0.99	68.75/0.91	95.8/32	89.2/19	88.1/0.99	20.97	91.5/41	90.2/30	82/32	89.25/32	89.5/36	100	235.47
271	(24)	22	Zoey Potter The Academy : Mid America & Western Australia	R	90.75/37	90.4/32	84.8/7.5	81.4/23	85.25/1	62.5	94.5/26.5	89.25/11.5	95.75/30.5	87.9/1	92.15/13	51	90.25/36	92.5/39	83/35	92/45	94/60	120	233.5
268	(16)	23	Caoimhe Donaghy Catherine Flanagan Academy : Cuige Uladh, Eire	R	92.2/43	87.75/11.5	80.6/0.98	80.8/13	94.5/34.5	59	99/46	97/44	97.25/39	87.8/1	94.85/33	116	83.5/8	90/28.5	77.5/10.5	78.5/2	86.75/25.5	44	219
234	(35)	24	Aoibheann Wey The Michaela Hinds Academy : Eastern Region, Canada	R	88.25/8.5	87.25/2.5	92/51.5	83.6/43	89.25/13	64.5	92.25/12.5	88.25/5	97.75/43	87.1/0.99	91/5	22.5	93/50	97.25/53	75/3	87/25	94.5/65	128	215
183	(28)	25	Grace Gibson Trinity Academy : Mid America Region, USA	R	90.25/35	89/22.5	84.5/5	84.25/56	91.75/22	79.5	80.5/0.96	92.5/25	77/0.93	85/0.97	93/19.5	21.43	89.25/31	93.5/41	78/12.5	90.25/36	88/31	98	198.93
193	(29)	26	Isla Doherty Nadine Martin Academy : North West Region, England	R	88.75/14.5	85/0.97	88.25/22	81.8/29	94.25/32.5	65.5	87/0.99	91/19.5	93.25/9.5	95.7/53	91.25/6	35	87.75/25	91.6/36	81.5/29.5	87.75/27	89/35	91.5	192
184	(21)	27	Saoirse Miller Corless Academy : Cuige Mumhan, Eire	R	90.5/36	90.75/36.5	89.5/26	82/30	93.75/30	96	93/19	90.5/17.5	95.25/25.5	82/0.94	90/1	37.5	88.5/29	83.25/8	78.5/14.5	84.5/17	85.75/20	51.5	185
152	(26)	28	Felicity Fouliard Beglan Academy : Mid America Region, USA	R	88.5/11	89.5/26	91.5/45	83.75/45	92.75/26	97	92.75/17	84/0.98	86.75/0.98	88.7/12	80.3/0.94	13.96	87.5/24	90/28.5	78.5/14.5	89.75/34	86/21.5	74	184.96
244	(39)	29	Mila Constantine Harney-Crawford Academy : New England Region, USA	R	86.75/1	91.25/45	87.8/20	80.8/13	86.75/4	37	93.25/20	87/1	94.75/20	88.3/7	91.75/10	37	89.5/32	88/25	82/32	89.5/33	86.75/25.5	89.5	163.5
198	(25)	30	Saoirse Gaskin Mona Ni Rodaigh : Cuige Uladh, Eire	R	86.25/0.99	87.5/5.5	89.75/27	79.6/0.98	90/15	21.49	93.5/22.5	90/16	96/33.5	94/39	95/35.5	91.5	83/5.5	81/6	82/32	90/35	83/11.5	49.5	162.49
254	(22)	31	Eadaoin Ryan The Carson Academy : Cuige Laighean, Eire	R	90/31	88/13.5	84.8/7.5	80.07/0.99	92.25/24	45	94.75/28.5	94.5/32.5	95.3/27	89.8/25	93.75/24	80.5	85/13	86.5/21	79/17	81/6	80.5/5	36	161.5
230	(36)	32	Molly Mocko Onórach Mulhern Geraghty : USA & Ireland	R	86/0.99	88.2/15	83.4/1	82.6/36	94.25/32.5	48.5	79.25/0.96	89.75/14.5	89/0.99	89.1/18	93.25/21	33.49	90/34.5	85/15	81/27	78/1	90/37.5	76.5	158.49
187	(33)	33	Emma Shein Hogan Irish Dance Academy : Mid America Region, USA	R	89.25/21	90.3/30.5	90.5/32	81.7/27	95/37	89.5	70.5/0.92	84/0.98	87/0.98	81.5/0.94	96/45	2.9	87.25/23	86.25/20	79.5/20	86/21	84/13.5	61	153.4
119	(32)	34	Caoilfhionn O'Reilly Mona Ni Rodaigh : Cuige Uladh, Eire	R	89/17	86.1/0.99	74.3/0.94	79.05/0.95	90.25/16	17.94	94.25/25	96/38.5	94.1/16	91.3/35	92.3/15	76	83.75/9	88.5/26	81.5/29.5	84/16	82/8	51	144.94
148	(43)	35	Harper Champlin Cleary : Western Region, USA	R	88/6	85.5/0.97	90/30	81.75/28	93.5/28.5	62.5	68.25/0.91	86.25/0.99	96.7/37	86.4/0.98	84.25/0.96	2.94	84.5/12	90.25/31	83.5/36	89/31	84.5/16	78	143.44
132	(30)	36	Ella O Gorman Kiely-Walsh Academy : Cuige Mumhan, Eire	R	83/0.97	88/13.5	91/35	79.9/0.98	83.5/0.99	15.47	94.5/26.5	88.75/8.5	95.75/30.5	90.1/27	93.9/27	80.5	82.75/4	85.25/16	76/5	85.5/20	86.25/23	41	136.97
181	(40)	37	Grace O'Sullivan Aine Murphy Academy : Cuige Mumhan, Eire	R	88.5/11	86/0.98	91.25/38.5	83.25/39	91.5/21	70.5	92.5/14.5	86.5/0.99	76/0.93	87/0.99	87.75/0.98	2.97	86.75/21	85.75/18	80.5/24.5	85/19	82.5/9	58	131.47
233	(50)	38	Mila Weitz The Academy : Mid America & Western Australia	R	88/6	87/1	80.8/0.98	80.95/16	79.75/0.97	7.98	92.75/17	93/26.5	84/0.97	83.9/0.96	92.25/14	31.97	91/39	96/46	78/12.5	80/5	90.5/39	90.5	130.45
269	(38)	39	Ava Vaughan McGahan Lees : Southern Region, England	R	89.25/21	88.75/20	86.75/16	80.91/15	86.25/3	51	85.75/0.98	91.5/21.5	95/22	85.7/0.98	87.8/0.98	23.47	83.25/7	85.5/17	80/22.5	82.5/11	87/27.5	50.5	124.97
222	(42)	40	Kayleigh O'Connor Celtic Hearts : Southern Region, England	R	90/31	86.5/0.99	85.25/10	77.92/0.91	85.75/1	11.99	96/38	95/34.5	85/0.97	86.7/0.99	93.5/22	57.49	84.25/11	75.5/2	79.5/20	84.75/18	84.33/15	44	113.48

# OIREACHTAS RINCE NA CRUINNE 2026

## Final Result for Competition 30 : Girls 13 - 14

Notes: MW = World Medal winner : R = Recaller : Score = Judges marks : IP = Irish Points (Grid Score) : FTC = Failed To Complete : \* All Totals exclude High and Low scores



				Bernadette Fegan	Michelle Louise Greene	Brighid Mackness Cox	Donna Means-King	Conor O'Sullivan	3rd Round Total (IP) *	Lorraine Duggan	Mariam Elbadri	David Keenan Smith	Patricia Scanlon	Tracey Taaffe	3rd Round total (IP) *	Linda Ball Hoban	Gerard Carroll	Ryan Carroll	Molly Curran	Caroline Greene-Parfery	5th Round Total (IP) *	TOTAL IP *	
Card	Position @ recall	Final Place	Name/School	Status	ROUND 1 : Score/IP					ROUND 2 : Score/IP					ROUND 3 : Score/IP								
143	(41)	41	Caitlin Belle Patton MCBDA : Cuige Uladh, Eire	R	83.25/0.97	85.5/0.97	84/2	78.8/0.93	89/12	3.94	93.3/21	89.25/11.5	93.25/9.5	91.1/34	94.9/34	66.5	85.5/15	84.5/11	81/27	83/13	84/13.5	41.5	111.94
252	(31)	42	Jasmine Webber Kelly Hendry : North East Region, England	R	89.8/29	88.25/16.5	85.75/12	80.6/10	78.25/0.96	38.5	90.75/6	90.5/17.5	94.5/19	92/36	93/19.5	56	82/2	78/4	74/2	82/9	81.5/7	13	107.5
172	(46)	43	Cora Bader Southern Irish Dance : Southern Region, USA	R	79.5/0.94	90.5/33.5	75/0.95	78.25/0.92	68/0.91	2.8	95.1/30	91/19.5	80/0.95	96.1/60	88.15/0.99	50.49	86.5/20	84.75/13	77/8.5	86.75/23.5	84.75/17	50	103.29
173	(45)	44	Hannah Montgomery Peacock Academy : Cuige Uladh, Eire	R	82.25/0.96	88.75/20	89.25/25	80.15/1	79.25/0.97	21.97	94.75/28.5	85.25/0.99	93.7/12.5	89/16.5	91.8/11	40	85.25/14	82/7	79/17	87.5/26	79/3	38	99.97
257	(44)	45	Harper Jarriel Kavanagh Porter: USA & Ireland	R	87.75/3.5	90.75/36.5	81.4/0.99	80.19/1	91.25/20	24.5	91/7	80/0.96	98/46	85.3/0.97	94.25/30	37.97	83/5.5	84.25/10	84/37.5	81.5/8	85/18	36	98.47
168	(34)	46	Katerina Kubacova Scoil Rince Coiscéim : Czech Republic	Aisling	88.25/8.5	87.3/4	86/13	79.15/0.96	85.75/1	13.5	92.75/17	94/30.5	95/22	95.5/50	93.8/25.5	78	80/1	75/1	75.5/4	83.25/14	78/1	6	97.5
236	(37)	47	Molly Browne Geraghty Curley Brennan : Cuige Laighean, Eire	R	90.1/33	87/1	89.8/28	77.93/0.91	93.5/28.5	57.5	84.5/0.98	94/30.5	94.25/17.5	86.9/0.99	88.5/0.99	19.48	87/22	76/3	73/1	79/3	80/4	10	86.98
186	(48)	48	Aoibheann O'Connell Sarah Clogher : Cuige Chonnacht, Eire	R	84.5/0.98	83.25/0.95	89.9/29	82.5/35	73.75/0.94	30.92	80/0.96	89/10	94/15	83/0.95	89/0.99	11.95	86/17.5	84.6/12	77.5/10.5	82.75/12	78.25/2	34.5	77.38
127	(47)	49	Grainne Geraghty Onórach Mulhern Geraghty : USA & Ireland	R	89/17	84/0.96	73/0.93	80/0.99	84/0.99	2.94	95.25/31	95.5/36.5	94.25/17.5	87.6/1	89.75/1	49.5	82.5/3	86.75/22	76.5/6.5	79.5/4	83/11.5	22	74.43
175	(49)	50	Lavinia Grace Walsh Scoil Rince Ui Bhriain : Cuige Mumhan, Eire	R	80/0.95	83/0.94	88.5/23	81.15/20	90.5/17	37.95	84.75/0.98	71.25/0.92	87.9/0.99	81.4/0.94	79.4/0.93	2.85	86.25/19	84/9	76.5/6.5	82.25/10	82.75/10	29	69.8
165	(51)	51	Kelsey Lema Murray Academy : New England Region, USA		84.5/0.98	86/0.98	87.75/19	81/18	82.25/0.99	19.97	92.25/12.5	85/0.98	93.7/12.5	88/3	81.5/0.95	16.48							36.45
122	(52)	52	Lily Hopkins Marie Connell : Midlands Region, England/Wales		83/0.97	87.5/5.5	77.8/0.96	80.25/3.5	90.75/18	9.97	79.25/0.96	87.5/1	95.4/28	89.6/24	83.75/0.96	25.96							35.93
242	(53)	53	Leah Rowe Murray Academy : New England Region, USA		89.5/24.5	87.2/1	84.3/4	80.3/5	88.75/11	20	77.5/0.95	84.5/0.98	79.75/0.94	90.3/29	91.5/8.5	10.43							30.43
190	(54)	54	Isla Kelly The Irish Dance Academy : Southern Region, England		85.25/0.98	79.5/0.92	76.75/0.96	78.75/0.93	81.25/0.98	2.87	93.5/22.5	95/34.5	76.25/0.93	79.5/0.92	90.75/4	27.43							30.3
157	(55)	55	Xanthe Ernst McNamara McCarthy : Mid America Region, USA		87.75/3.5	90/28	83.25/1	78.6/0.93	88/8	12.5	89.25/1	86.5/0.99	87.3/0.98	88.8/13.5	93.8/25.5	15.49							27.99
205	(56)	56	Ava Sanders Harney-Crawford Academy : New England Region, USA		88.75/14.5	87.6/8.5	76.25/0.95	82.15/32	79/0.97	23.97	72.75/0.93	85/0.98	76/0.93	84.6/0.97	84.5/0.97	2.86							26.83
151	(57)	57	Connie Lofthouse Maguire-O'Shea Academy : Southern Region, England		89.5/24.5	88.5/18	75.25/0.95	80.25/3.5	81.5/0.98	22.48	92.5/14.5	85.75/0.99	90.7/1	85.2/0.97	82.2/0.95	2.96							25.44
158	(58)	58	Zoe -Sophia Walsh Curley Brennan : Cuige Laighean, Eire		87.5/2	86.75/1	83.5/1	82.25/33.5	76/0.95	3.99	84.25/0.98	88/3.5	93.9/14	90.2/28	90.4/2	19.5							23.49
176	(59)	59	Kate Hogan Flynn O'Kane Academy : Cuige Mumhan, Eire		88/6	81.5/0.93	80.25/0.98	78.8/0.93	88.5/10	7.91	92/11	88.75/8.5	80/0.95	88/3	80/0.94	12.45							20.36
146	(60)	60	Reagan Elizabeth Boucher Heritage Irish Dance Company : Mid Atlantic Region, USA		86/0.99	83/0.94	87/17	80.5/7	84.5/0.99	8.98	88.25/0.99	72.5/0.93	96/33.5	88.4/8	80.6/0.94	9.94							18.92



# OIREACHTAS RINCE NA CRUINNE 2026

## Final Result for Competition 30 : Girls 13 - 14

Notes: MW = World Medal winner : R = Recaller : Score = Judges marks : IP = Irish Points (Grid Score) : FTC = Failed To Complete : \* All Totals exclude High and Low scores

				Bernadette Fegan	Michelle Louise Greene	Brighid Mackness Cox	Donna Means-King	Conor O'Sullivan	3rd Round Total (IP) *	Lorraine Duggan	Mariam Elbadri	David Keenan Smith	Patricia Scanlon	Tracey Taaffe	3rd Round total (IP) *	Linda Ball Hoban	Gerard Carroll	Ryan Carroll	Molly Curran	Caroline Greene-Parfery	5th Round Total (IP) *	TOTAL IP *	
Card	Position @ recall	Final Place	Name/School	Status	ROUND 1 : Score/IP					ROUND 2 : Score/IP					ROUND 3 : Score/IP								
213	(81)	81(T)	Jillian Murphy Hendry Sylvester McNamara : Mid Atlantic Region, USA		89.25/21	84.75/0.96	77.75/0.96	79.35/0.97	80.25/0.98	2.91	83.5/0.97	86.25/0.99	73.5/0.92	84.1/0.96	90.5/3	2.93							5.84
260	(82)	81(T)	Kaitlin Schimmel Trinity Academy : Mid America Region, USA		86.25/0.99	84/0.96	74.9/0.94	81.55/25.5	71.5/0.92	2.89	91.25/8	78.75/0.95	84.75/0.97	85.8/0.98	89.25/0.99	2.94							5.84
126	(83)	83(T)	Ella Waterhouse Turley Duggan : Midlands Region, England/Wales		81.5/0.96	78/0.91	76/0.95	79.3/0.97	88.25/9	2.88	86/0.98	84.75/0.98	87.25/0.98	86.6/0.99	79.75/0.94	2.95							5.83
246	(84)	83(T)	Tallia Morrow MCBDA : Cuige Uladh, Eire		79.75/0.94	85/0.97	74.6/0.94	79.16/0.96	78/0.96	2.87	81/0.97	86.75/1	91.25/2	87.3/0.99	86/0.97	2.96							5.83
144	(86)	85(T)	Kathryn Williams Trinity Academy : Mid America Region, USA		86.5/0.99	86.5/0.99	82/0.99	77.9/0.91	87/5.5	2.98	76.25/0.95	83/0.97	83.8/0.97	80.9/0.93	70.75/0.91	2.85							5.82
153	(85)	85(T)	Evie King Kavanagh Porter: USA & Ireland		78.5/0.93	86.25/0.99	78.5/0.97	79.7/0.98	73.5/0.93	2.88	89.75/1.33	69.25/0.91	86.25/0.98	86.4/0.98	87.65/0.98	2.94							5.82
199	(87)	85(T)	Freya Phelan De Barra Academy : Western Region, USA		86.75/1	83.6/0.95	84.25/3	78.99/0.95	85.5/1	2.95	68.75/0.91	83.25/0.97	71.25/0.91	86.5/0.99	88.25/0.99	2.87							5.82
118	(89)	88(T)	Keira Flynn Coleman : Cuige Chonnacht, Eire		82/0.96	85.3/0.97	73.9/0.94	81.55/25.5	76/0.95	2.88	91.75/10	72.75/0.93	90/0.99	84.7/0.97	84.25/0.96	2.93							5.81
124	(88)	88(T)	Phoebe Heinemann DeNogla Academy : Mid Atlantic Region, USA		82.75/0.97	85.67/0.98	75.1/0.95	79.85/0.98	73/0.93	2.89	77.25/0.95	75.25/0.94	90.75/1	87.4/0.99	86.75/0.98	2.92							5.81
166	(90)	90	Bridget McGovern O'Hare (Illinois) : Mid America Region, USA		80.5/0.95	83.75/0.96	73.5/0.93	79.2/0.97	76.75/0.95	2.86	73/0.93	78/0.95	90.6/1	88.8/13.5	89.25/0.99	2.94							5.8
131	(93)	91(T)	Maria Flanagan Cabe Academy : Cuige Laighean, Eire		83/0.97	77/0.91	83/1	79.1/0.96	77/0.95	2.88	87.5/0.99	82.5/0.97	75.25/0.92	84.4/0.97	85.75/0.97	2.91							5.79
154	(91)	91(T)	Aubrey Hopp Blakey O'Brien : Western Region, Canada		83.5/0.97	85.5/0.97	81.5/0.99	78.1/0.91	91/19	2.93	87.25/0.99	78.5/0.95	73/0.91	80.6/0.93	86.6/0.98	2.86							5.79
258	(92)	91(T)	Anne Hale Murphy Irish Arts Center : Mid America Region, USA		81.75/0.96	86.2/0.99	77.3/0.96	79.99/0.99	74.5/0.94	2.91	89.75/1.33	81.25/0.96	82.25/0.96	82.4/0.95	83.25/0.96	2.88							5.79
179	(94)	94(T)	Keeva Kinsella-Alba Kinsella : Mid America Region, USA		87.25/1	83.5/0.95	80.75/0.98	78.75/0.93	81.75/0.98	2.92	74.25/0.94	87.25/1	75/0.92	81/0.93	92/12	2.87							5.78
265	(94)	94(T)	Hannah Herbert Rince Na Tiarna : Mid Atlantic Region, USA		86.75/1	85.2/0.97	75.9/0.95	80.13/1	77/0.95	2.92	70.75/0.92	76/0.94	95.2/24	83.2/0.95	85.5/0.97	2.86							5.78
194	(96)	96	Clare Graff The Academy : Mid America & Western Australia		77.5/0.92	86.25/0.99	80.3/0.98	79.35/0.97	80.75/0.98	2.93	69/0.91	82.25/0.97	81/0.95	89/16.5	77/0.92	2.84							5.77
255	(97)	97	Veronica Stocks Kinsella : Mid America Region, USA		78.9/0.93	83.7/0.95	80.1/0.98	80.01/0.99	65.75/0.9	2.86	89.75/1.33	80.5/0.96	83.5/0.97	82.8/0.95	86.25/0.97	2.9							5.76
149	(98)	98	Georgia Hill Scariff Locklier Leonelli : Southern Region, USA		79.75/0.94	85/0.97	76.5/0.96	81.5/24	78.75/0.97	2.89	74.5/0.94	73/0.93	73/0.91	88.6/11	87.5/0.98	2.85							5.73
147	(100)	99(T)	Alyssa Murphy Celtic Hearts : Southern Region, England		79.25/0.94	87.25/2.5	79.5/0.97	78.3/0.92	76.5/0.95	2.86	88/0.99	69.5/0.92	80.5/0.95	83.4/0.96	82.25/0.95	2.86							5.72
185	(99)	99(T)	Reese Tonner Sharon Taylor : Scotland		80/0.95	86.5/0.99	78.25/0.97	79.6/0.98	76.25/0.95	2.89	75/0.94	74.75/0.93	87/0.98	80/0.92	83/0.96	2.83							5.72

# OIREACHTAS RINCE NA CRUINNE 2026

## Final Result for Competition 30 : Girls 13 - 14

Notes: MW = World Medal winner : R = Recaller : Score = Judges marks : IP = Irish Points (Grid Score) : FTC = Failed To Complete : \* All Totals exclude High and Low scores




Card	Position @ recall	Final Place	Name/School	Status	Bernadette Fegan	Michelle Louise Greene	Brigid Mackness Cox	Donna Means-King	Conor O'Sullivan	3rd Round Total (IP) *	Lorraine Duggan	Mariam Elbadri	David Keenan Smith	Patricia Scanlon	Tracey Taaffe	3rd Round total (IP) *	Linda Ball Hoban	Gerard Carroll	Ryan Carroll	Molly Curran	Caroline Greene-Parfery	5th Round Total (IP) *	TOTAL IP *	
					ROUND 1 : Score/IP					ROUND 2 : Score/IP					ROUND 3 : Score/IP									
167	(103)	101(T)	Eleanor Galvao Harney-Crawford Academy : New England Region, USA		77.5/0.92	82.5/0.94	70/0.9	78.6/0.93	73.25/0.93	2.78	82/0.97	80.5/0.96	88.25/0.99	88.5/9.5	85.3/0.97	2.93								5.71
191	(102)	101(T)	Zoe Delgado Mayer : Mid America Region, USA		79/0.94	86/0.98	72/0.92	78.25/0.92	78.25/0.96	2.82	79.5/0.96	84.75/0.98	81.5/0.96	83.5/0.96	86.5/0.98	2.89								5.71
241	(101)	101(T)	Claire Murtaugh McDade-Cara : Mid Atlantic Region, USA		83.5/0.97	86.2/0.99	72.6/0.93	78.99/0.95	64/0.9	2.85	75.75/0.94	81/0.96	75.75/0.93	84.3/0.96	85.25/0.97	2.87								5.71
123	(107)	104(T)	Alannah Petkovich Brosnan Academy : New South Wales, Australia		82.75/0.97	84.9/0.97	76.8/0.96	78.89/0.94	74.75/0.94	2.87	78.5/0.96	82.5/0.97	80.75/0.95	80.3/0.93	77.75/0.93	2.83								5.7
171	(107)	104(T)	Giuliana Williams Goggin-Stewart Canada : Eastern Region, Canada		80.25/0.95	81.5/0.93	80/0.98	81.25/21.5	67/0.91	2.86	77/0.95	70/0.92	89.3/0.99	79.3/0.91	86.3/0.98	2.84								5.7
174	(105)	104(T)	Sarah Heighton Brady Academy : Western Region, Canada		78.25/0.93	82/0.93	78.5/0.97	78.45/0.92	74.25/0.94	2.8	86.75/0.99	68/0.91	86/0.97	89.25/20	80.6/0.94	2.91								5.7
178	(106)	104(T)	Piper Hayes Kavanagh Porter: USA & Ireland		80.75/0.96	84.5/0.96	77/0.96	79.21/0.97	66.5/0.9	2.88	85.5/0.98	78.25/0.95	70/0.9	84/0.96	74/0.91	2.82								5.7
245	(104)	104(T)	Envie Brown Nadine Martin Academy : North West Region, England		79/0.94	80.3/0.92	72.1/0.92	79.14/0.96	81.25/0.98	2.82	85.25/0.98	79.75/0.96	85/0.97	83.7/0.96	82/0.95	2.89								5.7
135	(109)	109(T)	Claire Noonan Teelin School : Southern Region, USA		82.5/0.96	81/0.92	79/0.97	79.5/0.98	82.5/0.99	2.91	66.5/0.9	71.75/0.92	80.75/0.95	79.9/0.92	78.75/0.93	2.77								5.68
138	(109)	109(T)	Madison Lamb Yvonne Kelly Dance Academy : Eastern Region, Canada		78/0.92	74/0.9	81.25/0.99	79.15/0.96	77.5/0.96	2.84	81.5/0.97	71/0.92	77.75/0.94	81.3/0.94	85.1/0.97	2.84								5.68
120	(112)	111(T)	Clare McLaughlin Goggin-Stewart Canada : Eastern Region, Canada		84.75/0.98	85.9/0.98	76.6/0.96	80.22/2	75.25/0.94	2.92	70.75/0.92	79.25/0.95	76.25/0.93	78.3/0.9	69.75/0.9	2.75								5.67
229	(111)	111(T)	Ella Laidlaw Anam Cara : New England Region, USA		86.5/0.99	82.75/0.94	75.3/0.95	79.06/0.96	72.5/0.93	2.85	74.75/0.94	75/0.94	71.75/0.91	83.1/0.95	83.75/0.96	2.83								5.67
225	(113)	113	Avery Shamoian Murphy Academy : New England Region, USA		77.25/0.92	79.5/0.92	75.75/0.95	80.12/0.99	72.5/0.93	2.8	73.75/0.93	82/0.97	81.25/0.95	82.6/0.95	84.75/0.97	2.87								5.66
264	(114)	114	Cliona Riordan McLaughlin : Scotland		76/0.91	84.7/0.96	71.1/0.91	80.12/0.99	72.5/0.93	2.8	95.5/32.5	74/0.93	83.25/0.97	81.1/0.93	80.75/0.95	2.85								5.65
270	(115)	115	Anastasia Lylyk Steel : Western Region, Canada		80/0.95	85.1/0.97	70.8/0.91	78.93/0.95	71.25/0.92	2.81	71.25/0.92	78/0.95	76.75/0.93	81.9/0.94	81.25/0.95	2.82								5.64
121	(116)	116(T)	Nuala Grace Terracina Burke School of Irish Dance, OH : Mid America Region, USA		78.75/0.93	81.5/0.93	70.6/0.91	79.11/0.96	80/0.97	2.82	70.25/0.92	76.75/0.94	81/0.95	79.2/0.91	82.75/0.96	2.81								5.63
196	(118)	116(T)	London Hardyckuk Steel : Western Region, Canada		77/0.92	83.5/0.95	70.5/0.9	78.75/0.93	68/0.91	2.76	75.5/0.94	81.5/0.96	83/0.97	84.5/0.97	74.5/0.92	2.87								5.63
224	(117)	116(T)	Sadie Schanel Heritage Irish Dance Company : Mid Atlantic Region, USA		80/0.95	77/0.91	71.4/0.91	77.82/0.9	74.5/0.94	2.76	76/0.94	82.75/0.97	86.5/0.98	83.3/0.96	71.5/0.91	2.87								5.63
206	(119)	119(T)	Aoife Smith Scoil Rince Saoirse : Mid Atlantic Region, USA		78.75/0.93	84.25/0.96	72.75/0.93	79.05/0.95	75.25/0.94	2.83	79.75/0.96	77.5/0.95	72/0.91	78.5/0.91	80.25/0.94	2.79								5.62
215	(121)	119(T)	Evenstar Weatherall O'Connor Kennedy : Western Region, USA		76.75/0.91	85.4/0.97	73.8/0.94	78.55/0.92	82/0.98	2.83	72.5/0.93	75.5/0.94	75.5/0.92	79.6/0.92	79.5/0.93	2.79								5.62

# OIREACHTAS RINCE NA CRUINNE 2026

## Final Result for Competition 30 : Girls 13 - 14

Notes: MW = World Medal winner : R = Recaller : Score = Judges marks : IP = Irish Points (Grid Score) : FTC = Failed To Complete : \* All Totals exclude High and Low scores

																					
		Bernadette Fegan	Michelle Louise Greene	Brighid Mackness Cox	Donna Means-King	Conor O'Sullivan	3rd Round Total (IP) *	Lorraine Duggan	Mariam Elbadri	David Keenan Smith	Patricia Scanlon	Tracey Taaffe	3rd Round total (IP) *	Linda Ball Hoban	Gerard Carroll	Ryan Carroll	Molly Curran	Caroline Greene-Parfery	5th Round Total (IP) *	TOTAL IP *	
Card	Position @ recall	Final Place	Name/School	Status	ROUND 1 : Score/IP					ROUND 2 : Score/IP					ROUND 3 : Score/IP						
231	(120)	119(T)	Lucy Dunne Christie Smith-Boylan : Cuige Laighean, Eire		85.75/0.99	82.2/0.94	74.8/0.94	78.14/0.92	65.5/0.9	<b>2.79</b>	73/0.93	85.25/0.99	76/0.93	84.2/0.96	79.25/0.93	<b>2.83</b>					<b>5.62</b>
249	(122)	119(T)	Jessica Kennedy Peacock Academy : Cuige Uladh, Eire		79.5/0.94	<b>84.2/0.96</b>	72.9/0.93	79.17/0.97	73/0.93	<b>2.83</b>	77.75/0.95	74.25/0.93	73/0.91	80.7/0.93	76.5/0.92	<b>2.78</b>					<b>5.62</b>
200	(124)	123(T)	Virginia Cooper Bell : Mid America Region, USA		80.5/0.95	81.2/0.93	81.75/0.99	78.85/0.94	71/0.92	<b>2.82</b>	74/0.94	84.25/0.98	74.75/0.92	80/0.92	79/0.93	<b>2.79</b>					<b>5.61</b>
202	(123)	123(T)	Cortlyn Hoefler Rince Go Bràch Academy : Mid Atlantic Region, USA		76.25/0.91	80.2/0.92	74.25/0.94	78.8/0.93	77.25/0.96	<b>2.79</b>	71/0.92	80.75/0.96	78/0.94	79.1/0.91	89.5/1	<b>2.82</b>					<b>5.61</b>
134	(126)	125(T)	Darcy Allen Sean Eireann : Midlands Region, England/Wales		81.25/0.96	77.5/0.91	82.5/0.99	78.7/0.93	77.5/0.96	<b>2.84</b>	66.75/0.9	72/0.92	91/1	79.8/0.92	75.25/0.92	<b>2.76</b>					<b>5.6</b>
139	(128)	125(T)	Alison Rennie McWilliams : South Africa		79.5/0.94	79/0.91	74.75/0.94	78.5/0.92	74/0.94	<b>2.8</b>	76.5/0.95	69/0.91	79.5/0.94	80.4/0.93	78.5/0.93	<b>2.8</b>					<b>5.6</b>
197	(127)	125(T)	Shena Nguyen Knock O'Hogan Irish Dance : Western Region, Canada		79.25/0.94	82.3/0.94	73.75/0.93	78.91/0.94	74.5/0.94	<b>2.82</b>	76.75/0.95	73.75/0.93	81.75/0.96	78/0.9	70/0.91	<b>2.78</b>					<b>5.6</b>
210	(125)	125(T)	Isabella Bennie Wilson-Bryson-Dennis School : Eastern Region, Canada		78.5/0.93	79.5/0.92	72.3/0.92	78.65/0.93	78.25/0.96	<b>2.78</b>	71.5/0.92	80.25/0.96	89.5/0.99	82.1/0.94	77.5/0.93	<b>2.83</b>					<b>5.6</b>
162	(129)	129(T)	Grace Dooley Clan na hÉireann : Mid Atlantic Region, USA		79/0.94	76.5/0.9	79.75/0.97	77.6/0.9	75/0.94	<b>2.78</b>	75.75/0.94	66/0.9	90.75/1	84.5/0.97	69.25/0.9	<b>2.81</b>					<b>5.59</b>
220	(130)	129(T)	Aimee Durham Sue Fay Healy : Eastern Region, Canada		76.75/0.91	83.75/0.96	71.6/0.92	77.91/0.91	78.25/0.96	<b>2.78</b>	69.25/0.91	79/0.95	72.5/0.91	85.1/0.97	80.5/0.94	<b>2.81</b>					<b>5.59</b>
128	(133)	131(T)	Hannah Sebastian Kavanagh Porter : USA & Ireland		78/0.92	77/0.91	75.5/0.95	78/0.91	78/0.96	<b>2.78</b>	68.5/0.91	71.5/0.92	79.75/0.94	82.7/0.95	78.25/0.93	<b>2.79</b>					<b>5.58</b>
129	(131)	131(T)	Molly Bolton Harney-Crawford Academy : New England Region, USA		79/0.94	75.5/0.9	71/0.91	78.9/0.94	79/0.97	<b>2.78</b>	73/0.93	73.5/0.93	79.5/0.94	81.8/0.94	76.3/0.92	<b>2.8</b>					<b>5.58</b>
250	(132)	131(T)	Scarlett-Ann Laggui Southern Irish Dance : Southern Region, USA		76/0.91	<b>85.7/0.98</b>	71.9/0.92	78.71/0.93	70/0.92	<b>2.76</b>	81.5/0.97	78.5/0.95	73.25/0.92	80.1/0.93	80.25/0.94	<b>2.82</b>					<b>5.58</b>
243	(134)	134	Norah Reich Marie Moore : Mid Atlantic Region, USA		75.75/0.9	82/0.93	75.8/0.95	78.82/0.94	71.75/0.92	<b>2.79</b>	72/0.93	76.5/0.94	82.25/0.96	79.7/0.92	68/0.9	<b>2.78</b>					<b>5.57</b>
136	(135)	135(T)	Sailor Cartier Cornell : Eastern Region, Canada		79/0.94	80/0.92	77.5/0.96	79/0.95	78.5/0.96	<b>2.85</b>	66/0.9	62/0.9	78.75/0.94	78.9/0.91	68/0.9	<b>2.71</b>					<b>5.55</b>
203	(136)	135(T)	Erin Fitzgerald Bailey Murray Academy : North West Region, England		75.5/0.9	83.3/0.95	70.25/0.9	79.67/0.98	74/0.94	<b>2.79</b>	69.75/0.92	79.5/0.96	66.5/0.9	78.1/0.9	81/0.95	<b>2.76</b>					<b>5.55</b>
261	(137)	135(T)	Bronagh Walsh Corless Academy : Cuige Mumhan, Eire		79.75/0.94	<b>82.75/0.94</b>	70.4/0.9	<b>78.92/0.94</b>	69.75/0.92	<b>2.8</b>	80.25/0.96	67.25/0.91	71.5/0.91	80.8/0.93	72.5/0.91	<b>2.75</b>					<b>5.55</b>
182	(139)	138(T)	Olive Carlin-Clements Celtic Steps : Western Region, USA		75/0.9	80.25/0.92	72.5/0.92	78.35/0.92	68/0.91	<b>2.75</b>	73.25/0.93	76.25/0.94	78.5/0.94	79/0.91	75.5/0.92	<b>2.79</b>					<b>5.54</b>
223	(140)	138(T)	Lauren Amodeo Goggin-Stewart Canada : Eastern Region, Canada		77/0.92	82.25/0.94	71.8/0.92	78.92/0.94	73/0.93	<b>2.78</b>	69.5/0.91	72.25/0.92	74/0.92	79.3/0.91	76/0.92	<b>2.75</b>					<b>5.54</b>
267	(138)	138(T)	Kara Murphy Blackbird Academy : Mid America Region, USA		77/0.92	<b>80.75/0.92</b>	70.9/0.91	<b>78.91/0.94</b>	68.25/0.91	<b>2.75</b>	81.25/0.97	77.25/0.94	72.25/0.91	81.2/0.94	70.5/0.91	<b>2.79</b>					<b>5.54</b>



**THANK YOU FOR CHOOSING FEISRESULTS.COM**