

Oireachtas Rince na Cruinne 2025



Results for Competition 29 : Girls 14 - 15

Adjudicators

Round 1

**Ciaron Brooks
Julie Loughlin
Patricia Murphy
Cian Ó'Nualláin
Bernadette Weeks**

Round 2

**Sinead Brooks
Micael Hopkins
Orla Kelly
Katie Maguire-McMorrow
Paula Woodgate**

Round 3

Dearbhla Fay


**Maureen Miller
Margie Morgan**

**David Moore
Grace Ann Coyle**

Oireachtas Rince na Cruinne 2025

Final Result for Competition 29 : Girls 14 - 15


Notes: MW = World Medal winner : R = Recaller : Score = Judges marks : IP = Irish Points (Grid Score) : FTC = Failed To Complete : * All Totals exclude High and Low scores

			Ciaran Brooks	Julie Loughlin	Patricia Murphy	Cian ÓNualláin	Bernadette Weeks	3rd Round Total (IP) *	Sinead Brooks	Micael Hopkins	Orla Kelly	Katie Maguire-McMorrow	Paula Woodgate	3rd Round total (IP) *	Dearbhla Fay	Maureen Miller	David Moore	Margie Morgan	Grace Ann Coyle	5th Round Total (IP) *	TOTAL IP *		
Card	Position @ recall	Final Place	Name/School	Status	ROUND 1 : Score/IP					ROUND 2 : Score/IP					ROUND 3 : Score/IP								
122	(1)	1	Lucie Pardy Flynn O'Kane Academy : Cuige Mumhan, Eire	MW	98/75	96/100	90.5/75	95.5/75	94/75	225	94/60	95/50	97.5/65	94.5/75	90/41.2	175	97/100	99.75/75	98/65	99/100	93.1/100	275	675
208	(3)	2	Mikayla Young Callanan MacLoone O' Meara : Cuige Mumhan, Eire	MW	98.5/100	77.2/0.97	86.5/50	93/60	90.15/31	141	96/100	96.25/65	97/60	95/100	85.75/9	225	95.6/53	96.5/29	98.9/100	98.5/70	89.4/25	152	518
165	(4)	3	Heidi Corcoran Stephanie Power : Cuige Chonnacht, Eire	MW	96.5/50	89.3/43	77.5/0.94	96.5/100	92.1/45	138	93.5/53	96.5/75	99/100	93.5/60	91/56	191	96.5/75	97/32.5	96.9/58	90/18	89/22	112.5	441.5
180	(2)	4	Evie Roberts Keegan Academy : North West Region, England	MW	96.75/54.5	94/75	83.2/32	87.5/36	94.5/100	165.5	91.5/43	98/100	98/75	93.8/65	92/75	215	87.5/22	98.5/45	86.2/23	67/3	88.4/15	60	440.5
116	(5)	5	Calliandra Grzybek Tir Na Greine : Southern Region, USA	MW	94.6/19	91/56	80.5/5	93.5/65	93.25/65	140	88/15.5	93/43	95.5/47	90/35.5	85/1	94	96/60	99.25/56	88.46/33	97.25/45	92.8/65	161	395
134	(6)	6	Orla Wormald Nadine Martin Academy : North West Region, England	MW	95.7/37	87.75/31	84/37	85.5/24	90.8/36	104	92/47	92/41	87.5/0.99	91.5/40	93/100	128	96.2/65	99/51.5	90.9/38	95.75/34	92.1/47	136.5	368.5
218	(13)	7	Kathryn Frank The Academy : Mid America & Western Australia	MW	97/60	84/15	89/60	74/0.95	88/11	86	94.5/70	84.25/0.96	92.1/30	86.5/16	89.75/36.5	82.5	95.7/56	100/100	96.5/53	98.5/70	91.5/38	179	347.5
185	(7)	8	Ava McLaughlin Ferry Academy : Cuige Uladh, Eire	MW	96/43	90.5/53	83.6/36	84/16.5	90.5/34	113	89.75/30.5	89.5/26.5	91.5/28	88/25.5	89.5/35	85	95/50	98.25/43	91.5/43	84/14	91.7/41	127	325
221	(12)	9	Anna McGlew Doherty Petri : USA & Ireland	MW	95/26.5	88/33	90/65	86/26.5	86/0.98	86	89.75/30.5	95.75/56	93/34.5	88.7/29	85/1	94	90.8/32	97/32.5	93/50	98/60	92.4/53	135.5	315.5
155	(8)	10	Lauren Gallagher Hennigan Irish Dance : Southern Region, England	MW	96.75/54.5	79/0.98	80.9/11.5	86.75/32	92.75/53	96.5	94.5/70	86.75/1	94/38.5	92.5/48.5	86/13	100	91.7/36	96/25.5	85.09/16	96.75/40	91.4/37	98.5	295
253	(14)	11	Coco WardKavanagh Porter: USA & Ireland	MW	95.1/28	87/29	91/100	81/0.99	80.5/0.95	57.99	88.5/21.5	94.5/47	93.8/37	84.8/4	90.75/51.5	105.5	94.3/45	96.75/30.5	91.2/41	93.5/25	91.9/43	114.5	277.99
143	(10)	12	Penny Barton The Duffy Travis King Academy : North West Region, England	MW	96.25/47	88.75/37	78.2/0.96	89.5/45	87.8/6.5	88.5	89.75/30.5	96/60	91.1/23.5	92/44	80/0.93	98	91.2/34	93.5/7	89.13/36	97.75/54.5	88.9/21	91	277.5
189	(16)	13	Lusai Gillespie MCBDA : Cuige Uladh, Eire	MW	95.8/39	84.8/19	79.4/0.98	78.5/0.98	90.15/31	50.98	90.5/37	89.75/29	92.8/33	89.75/33.5	86.75/21.5	95.5	90.5/31	99/51.5	96.9/58	97.5/48.5	90/29	131	277.48
252	(11)	14	Holly BrennanCurley Brennan : Cuige Laighean, Eire	MW	97.5/65	85/20	81.3/16	82/2.5	91.85/41	77	93.75/56	80.75/0.91	92.4/32	93/54.5	86.5/18	104.5	82/4	94.75/15	98.8/75	97.5/48.5	89.1/23	86.5	268
179	(9)	15	Linden GawronskiRochester Academy : Mid Atlantic Region, USA	MW	93.15/1	88.7/36	82.6/27	85/21.5	89.75/27	75.5	91/40	90.5/34.5	95.2/43	90.1/37	81.5/0.95	111.5	89.5/27	98/40	87.2/27	69/5	88/12	66	253
125	(26)	16	Robyn O SheaCowie Ryan McCole : Cuige Mumhan, Eire	MW	95.6/35	88.5/35	77.4/0.93	83.25/12.5	85.5/0.98	48.48	90/33	85.5/0.98	87/0.98	86.5/16	90.5/47	49.98	94/43	99.5/62.5	92.9/47	96.5/37.5	89.9/28	127.5	225.96
240	(18)	17	Aristea ZehnmackerCorda Mor : Mid America Region, USA	MW	94.75/21	83/10	81.1/14	90/47	93/60	82	91/40	88.75/20	89.5/7.5	89/32	82.5/0.96	59.5	90.3/30	97.5/35.5	85.99/19	89/17	88.7/19	68	209.5
174	(20)	18	Anna O'Neill Doherty Petri : USA & Ireland	MW	94.95/25	86.75/28	82.1/24	76.5/0.96	92.85/56	77	87.25/11	88/14	96.5/56	86/13	85.25/1.5	38	84.7/8	97.25/34	91/39	92/20	91/36	90	205
187	(19)	19	Alia Albers Cresham Academy : Cuige Chonnacht, Eire	MW	95.15/29	91.5/60	80.4/3.5	87.25/34.5	85.6/0.98	67	93/50	88.5/18.5	89.75/10.5	91/38	84/0.98	67	92/37	95.5/21.5	86.5/24	91/19	87.1/5	64.5	198.5

Oireachtas Rince na Cruinne 2025

Final Result for Competition 29 : Girls 14 - 15


Notes: MW = World Medal winner : R = Recaller : Score = Judges marks : IP = Irish Points (Grid Score) : FTC = Failed To Complete : * All Totals exclude High and Low scores

			Ciaron Brooks	Julie Loughlin	Patricia Murphy	Cian ÓNualláin	Bernadette Weeks	3rd Round Total (IP) *	Sinead Brooks	Micael Hopkins	Orla Kelly	Katie Maguire-McMorrow	Paula Woodgate	3rd Round total (IP) *	Dearbhla Fay	Maureen Miller	David Moore	Margie Morgan	Grace Ann Coyle	5th Round Total (IP) *	TOTAL IP *		
Card	Position @ recall	Final Place	Name/School	Status	ROUND 1 : Score/IP					ROUND 2 : Score/IP					ROUND 3 : Score/IP								
200	(23)	20	Delaney Belle McNaboeDoherty Petri : USA & Ireland	MW	95.75/38	88.8/38	81.7/21	83.25/12.5	88.8/20	79	87.5/12	87.75/11	82.75/0.95	88/25.5	83.25/0.97	23.97	92.5/38	97.75/37.5	92/45	87/16	88.5/16.5	92	194.97
277	(21)	21	Cora Zara BurnsSharon Taylor : Scotland	MW	95/26.5	83.5/12	87/53	86.5/30.5	87.25/1	69	89.5/27.5	88/14	73/0.91	92/44	80/0.93	42.43	91/33	94.75/15	88.71/34	97.75/54.5	88.5/16.5	83.5	194.93
269	(17)	22	Leah DooganKavanagh Porter: USA & Ireland	MW	93.8/11	90/47	77.6/0.94	92.5/56	88.25/16	74	88.25/18	83.5/0.95	92.2/31	87.5/22	89/32.5	71	89.8/28	95.5/21.5	83.01/11	77/9	87/2.5	41.5	186.5
267	(25)	23	Millie McInerneyLorraine Duggan : Cuige Mumhan, Eire	R	94.3/16.5	73.75/0.95	85.5/45	91.5/53	89.1/22.5	84	88.25/18	87.25/6	84.1/0.96	85.2/10	81.5/0.95	16.96	86.3/16	96.25/27.5	88/30	95.25/32	88.8/20	77.5	178.46
173	(15)	24	Niamh Chedzoy Walsh Academy : Southern Region, England	R	96.2/45	87.8/32	81.4/17	73/0.94	89.15/24	73	90.75/38	89/21.5	91.25/25	93/54.5	86/13	84.5	83/5	90/3.5	87/25	76/8	87/2.5	16.5	174
145	(36)	25	Addison Bakich Magennis Academy : Southern Region, USA	R	91.25/0.98	80.75/0.99	82.5/26	79.5/0.98	91.5/39	27.98	88.5/21.5	84.75/0.97	90.5/18.5	82/0.97	91.5/65	40.97	91.5/35	99.5/62.5	89.01/35	95.5/33	90.8/35	105	173.95
111	(31)	26	Kiera McGlynnDoherty Petri : USA & Ireland	R	95.25/30.5	89/39	80.2/1	82.25/4	90.1/29	63.5	87.75/13.5	86.5/0.99	91.4/26.5	81.8/0.97	84.5/0.99	15.48	88.3/24	97.75/37.5	78.2/3	96.75/40	90.4/32	93.5	172.48
220	(40)	27	Etta Channels Francis Academy : Mid Atlantic Region, USA	R	94.5/18	82/4	77/0.92	77/0.97	91/37	22.97	86.75/8	86.75/1	88.7/1	88.6/28	86.75/21.5	30.5	93.2/41	98/40	86.11/22	96.5/37.5	91.6/39	116.5	169.97
195	(32)	28	Ayasha Lombard McDonnell Mortalo : Cuige Laighean, Eire	R	92.65/0.99	81.8/3	82.9/29	76.75/0.97	83.9/0.96	4.95	90.25/35	88.5/18.5	90.25/16	86.6/18	90.75/51.5	71.5	85.4/11	98.75/47	88.25/32	93/21.5	90.3/31	84.5	160.95
163	(34)	29	Megan Mallen Kelly Hendry : North East Region, England	R	90.45/0.97	86.25/26	79.6/0.99	83/10.5	88.15/13	24.49	84.75/0.99	88.25/16.5	95.8/50	88.75/30	79.25/0.92	47.49	94.5/47	95/17.5	86/20	86/15	92.5/56	84.5	156.48
237	(27)	30	Grace ReillyKavanagh Porter: USA & Ireland	R	91.2/0.98	77/0.97	86/47	84/16.5	92/43	60.48	81/0.97	90/31	93.4/36	82.6/0.98	85.5/4.5	36.48	86.8/18	95.75/23.5	85.98/18	94.5/29	88.6/18	59.5	156.46
216	(29)	31	Athenais Selve Onórach Mulhern Geraghty : USA & Ireland	R	95.45/33	86/25	83/30	72/0.94	85/0.97	55.97	88/15.5	93.5/45	90.3/17	81/0.96	85/1	33.5	85.3/10	93.25/6	85.95/17	95/31	93/75	58	147.47
167	(24)	32	Isabella Renzi Kavanagh Porter: USA & Ireland	R	92.95/0.99	89.25/41	79.3/0.98	82.5/5.5	87.85/9	15.49	85.25/1	95.5/53	96/53	87.2/21	86/13	87	85/9	96/25.5	83/9.5	66/2	89.2/24	42.5	144.99
148	(43)	33	Eva Myles Scoil Rince Clann O'Connell : Cuige Laighean, Eire	R	93.3/2	82.25/5	78.3/0.96	81.25/0.99	88.2/15	7.99	82.5/0.98	91.25/39	88.5/1	81/0.96	91.25/60	40.98	93/39	95.25/19.5	87.77/29	94.25/28	92.7/60	96	144.97
213	(30)	34	Aine Gaynor Claddagh Academy : Southern Region, England	R	95.65/36	76.2/0.96	75/0.9	73.25/0.94	84.15/0.97	2.87	90.25/35	91/38	91.75/29	87/19.5	85.75/9	83.5	85.7/13	95.75/23.5	86.05/21	97/43	87.2/6	57.5	143.87
251	(22)	35	Orlaith KellyNadine Martin Academy : North West Region, England	R	93.25/1	76/0.96	78/0.95	78/0.97	75.5/0.92	2.89	88.5/21.5	90/31	94/38.5	92.5/48.5	88.75/31	100.5	85.8/14	94.5/13	79.8/5	93/21.5	87.9/11	38	141.39
175	(44)	36	Alana Paolone Cornell : Eastern Region, Canada	R	94.85/22.5	82.3/6	80.1/1	87.75/37	88.3/17	45.5	84.5/0.99	85/0.97	89.3/6	83.75/0.99	83/0.97	2.95	90/29	97.5/35.5	87.5/28	78.5/11	92/45	92.5	140.95
168	(37)	37	Annie HenryMona Ni Rodaigh : Cuige Uladh, Eire	R	93.45/4	85.25/22	80.6/7	87.25/34.5	91.1/38	63.5	80.75/0.96	86.5/0.99	86.25/0.98	84.2/1	81/0.94	2.94	87/19	96.25/27.5	90/37	79/12	89.7/27	73.5	139.94
136	(42)	38	Brooke CarterTurley Duggan : Midlands Region, England/Wales	R	93.1/1	89.5/45	77.4/0.93	90.5/50	83.75/0.96	46.96	80.25/0.96	86.5/0.99	78/0.92	76/0.91	80.25/0.93	2.81	89.2/26	93.75/8.5	88.1/31	93.25/23.5	90.7/34	80.5	130.27

Oireachtas Rince na Cruinne 2025

Final Result for Competition 29 : Girls 14 - 15


Notes: MW = World Medal winner : R = Recaller : Score = Judges marks : IP = Irish Points (Grid Score) : FTC = Failed To Complete : * All Totals exclude High and Low scores

			Ciaran Brooks	Julie Loughlin	Patricia Murphy	Cian ÓNualláin	Bernadette Weeks	3rd Round Total (IP) *	Sinead Brooks	Micael Hopkins	Orla Kelly	Katie Maguire-McMorrow	Paula Woodgate	3rd Round total (IP) *	Dearbhla Fay	Maureen Miller	David Moore	Margie Morgan	Grace Ann Coyle	5th Round Total (IP) *	TOTAL IP *		
Card	Position @ recall	Final Place	Name/School	Status	ROUND 1 : Score/IP					ROUND 2 : Score/IP					ROUND 3 : Score/IP								
186	(28)	39	Jillian Rose Drake : Southern Region, USA	R	89.45/0.96	90.25/50	81.2/15	86.25/28.5	92.25/47	90.5	82.5/0.98	82.5/0.93	88.7/1	87/19.5	83/0.97	2.95	88/23	95.25/19.5	82/8	65/1	87.5/8	35.5	128.95
262	(38)	40	Casey WolfMullane Godley : Mid America Region, USA	R	95.4/32	80/0.99	77/0.92	88/38	84.75/0.97	33.96	89.5/27.5	82/0.93	89.2/3	84.5/1	87.25/25	29	89/25	94.25/12	87.1/26	94.75/30	87.4/7	63	125.96
229	(35)	41	Lilly WardMarie Connell : Midlands Region, England/Wales	R	95.25/30.5	72.5/0.94	80/0.99	68/0.92	80/0.95	2.88	90.25/35	85.75/0.98	95.3/45	88.9/31	84.5/0.99	66.99	84.5/7	94.75/15	80/6	96.25/36	90.1/30	52	121.87
192	(33)	42	Molly YoungKilkenny Lundy School : Netherlands	Aisling	94.15/15	83.8/14	78.7/0.97	84.25/18.5	88.15/13	42	82.75/0.99	88.25/16.5	78.25/0.92	88.5/27	86/13	30.49	86.5/17	91/5	84.5/12	94/27	87.8/10	39	111.49
206	(46)	43	Leilani Dore Mullane Godley : Mid America Region, USA	R	95.95/41	75.2/0.96	80.2/1	82.75/8	85.9/0.98	9.98	91.75/45	89.25/23.5	89.7/9	78/0.92	84.5/0.99	33.49	86/15	90/3.5	85/15	96/35	89.5/26	56	99.47
282	(39)	44	Clara HaleMurphy Irish Arts Center : Mid America Region, USA	R	90.6/0.97	85.5/23	82/22.5	83/10.5	84.4/0.97	33.97	78/0.93	89/21.5	93/34.5	84.5/1	84/0.98	23.48	81.5/3	95/17.5	78/2	93.25/23.5	88.2/14	34.5	91.95
272	(45)	45	Mairead RaleyMcGough Academy : Mid Atlantic Region, USA	R	89.7/0.96	81/1	85/39	89/42	84.75/0.97	40.97	76/0.9	85/0.97	83.2/0.96	80/0.94	88/28	2.87	87.3/21	93.75/8.5	84.8/14	68/4	92.2/50	43.5	87.33
182	(41)	46	Ellen Mcvey Cabe Academy : Cuige Laighean, Eire	R	94.3/16.5	80.8/1	85.4/43	82/2.5	87.5/3.5	22.5	86/4.5	83.25/0.94	89.75/10.5	86/13	90/41.2	28	85.5/12	94/10.5	81/7	81/13	88.1/13	35.5	86
197	(50)	47	Georgia Mitchell Sharon Taylor : Scotland	R	91/0.98	80.8/1	83.4/33	89/42	76.85/0.93	34.98	81/0.97	86.5/0.99	82.5/0.95	82.2/0.98	82.5/0.96	2.9	87.2/20	96.75/30.5	83/9.5	70/6	87/2.5	35.5	73.38
278	(49)	48	Olivia DoyleKiely-Walsh Academy : Cuige Mumhan, Eire	R	93.8/11	87.5/30	80.1/1	75.25/0.96	89.5/26	38	81/0.97	86/0.98	82/0.95	80/0.94	82/0.95	2.86	81/2	94/10.5	84.68/13	93.75/26	87.6/9	32.5	73.36
162	(48)	49	Orla MowattSharon Taylor : Scotland	R	94.7/20	85.75/24	80.9/11.5	81.5/1	76.75/0.93	32.5	81.75/0.98	90.5/34.5	87.75/0.99	85/7	82.25/0.96	8.96	84/6	89.75/2	78.5/4	75/7	90.5/33	17	58.46
161	(47)	50	Mary Grace Dobie O'Shea : Mid America Region, USA	R	83.3/0.92	85.1/21	83.5/34.5	84.25/18.5	86.45/0.99	40.49	80.75/0.96	87/3	77/0.92	80.7/0.96	81.5/0.95	2.86	80/1	88/1	74/1	78/10	87/2.5	4.5	47.85
256	(51)	51	Ella-Rose HursitMcGahan Lees : Southern Region, England		93.75/9	74.25/0.95	78.1/0.96	76/0.96	87.15/1	2.91	89.75/30.5	87/3	81.25/0.94	91.5/40	84/0.98	34.48							37.39
117	(52)	52	Ellie Quinlan Callanan MacLoone O' Meara : Cuige Mumhan, Eire		93.7/8	84.75/18	77.9/0.95	82.75/8	89.1/22.5	34	83/0.99	84/0.95	82/0.95	83.9/0.99	77.5/0.9	2.89							36.89
109	(53)	53	Cara Mc Clean Mona Ni Rodaigh : Cuige Uladh, Eire		93/1	81.75/2	81.5/18.5	81.25/0.99	92.5/50	21.5	85/1	90/31	84/0.96	86/13	82.5/0.96	14.96							36.45
169	(54)	54	Teagan Elizabeth Emmer DeNogla Academy : Mid Atlantic Region, USA		93.1/1	93/65	79.1/0.98	86.5/30.5	86.9/0.99	32.49	84/0.99	84.5/0.96	88/0.99	89.75/33.5	77/0.9	2.94							35.43
247	(55)	55	Brooke HagemanThe Academy : Mid America & Western Australia		93/1	82.5/7	88/56	80/0.99	84/0.97	8.98	85.25/1	87.25/6	94.2/41	86.5/16	83.25/0.97	23							31.98
164	(56)	56	Sahara Donelan The Academy : Mid America & Western Australia		91.2/0.98	88.25/34	77.4/0.93	83.5/14	87.3/2	16.98	86.5/7	87.25/6	83.5/0.96	83/0.99	90/41.2	13.99							30.97
201	(57)	57	Niamh McLellanMcGahan Lees : Southern Region, England		94.9/24	81.7/1	79.7/0.99	81.25/0.99	77.4/0.93	2.98	87.75/13.5	90.5/34.5	90.1/13	79.7/0.94	82.25/0.96	27.46							30.44

Oireachtas Rince na Cruinne 2025

Final Result for Competition 29 : Girls 14 - 15


Notes: MW = World Medal winner : R = Recaller : Score = Judges marks : IP = Irish Points (Grid Score) : FTC = Failed To Complete : * All Totals exclude High and Low scores

			Ciaron Brooks	Julie Loughlin	Patricia Murphy	Cian ÓNualláin	Bernadette Weeks	3rd Round Total (IP) *	Sinead Brooks	Micael Hopkins	Orla Kelly	Katie Maguire-McMorrow	Paula Woodgate	3rd Round total (IP) *	Dearbhla Fay	Maureen Miller	David Moore	Margie Morgan	Grace Ann Coyle	5th Round Total (IP) *	TOTAL IP *
Card	Position @ recall	Final Place	Name/School	Status	ROUND 1 : Score/IP					ROUND 2 : Score/IP					ROUND 3 : Score/IP						
194	(76)	76	Juliette Daly Flynn : Mid Atlantic Region, USA		93.65/7	71.8/0.93	77/0.92	75/0.95	78.5/0.94	2.83	85/1	90.75/37	89.25/5	70/0.89	79.75/0.93	6.92					9.75
231	(77)	77	Bronagh Daly McGahan Lees : Southern Region, England		94/14	67.5/0.91	78/0.95	64/0.9	81/0.95	2.81	88.75/24	84.25/0.96	70.5/0.9	80.3/0.95	85.5/4.5	6.41					9.22
239	(78)	78	Maeve MarinoMurray Academy : New England Region, USA		89.5/0.96	79/0.98	79/0.97	65.5/0.91	89/21	2.92	81/0.97	89.5/26.5	89.2/3	80.4/0.95	82.25/0.96	4.92					7.84
280	(79)	79	Maleah SausseyShort : Eastern Region, Canada		84.6/0.93	74.75/0.95	77/0.92	72.25/0.94	87.1/0.99	2.82	82/0.98	87/3	88.1/0.99	82/0.97	89/32.5	4.97					7.79
142	(80)	80	Brooke Milligan Kelly Hendry : North East Region, England		80.75/0.91	79.25/0.99	74/0.89	63.25/0.9	72.1/0.9	2.71	81/0.97	77.5/0.89	83/0.95	84.75/3	90/41.2	4.92					7.63
232	(81)	81	Annabelle Noone Scoil Rince Fa'inne Chladach : Eastern Region, Canada		93.5/5	68.5/0.91	75.5/0.9	58/0.89	73/0.91	2.72	85.75/3	82.25/0.93	76.75/0.92	72.5/0.9	86.75/21.5	4.85					7.57
270	(82)	82	Maddie BarryCabe Academy : Cuige Laighean, Eire		92.9/0.99	86.5/27	78.5/0.96	81.5/1	85.25/0.97	2.96	84.25/0.99	90.5/34.5	84.3/0.97	84.5/1	85.25/1.5	3.49					6.45
258	(83)	83	Erin ScholtenThe Michaela Hinds Academy : Eastern Region, Canada		90.6/0.97	75.75/0.96	79.1/0.98	87/33	80/0.95	2.91	85.5/1.5	86.5/0.99	85.2/0.97	81/0.96	86.5/18	3.47					6.38
159	(84)	84	Eva-Rose O'Sullivan Deborah Whelan : Southern Region, England		80.9/0.91	79.75/0.99	80.6/7	77.25/0.97	82.5/0.96	2.91	88.25/18	86/0.98	88.25/0.99	83/0.99	80.5/0.94	2.97					5.88
110	(85)	85	Farah Strawbridge Porter MCBDA : Cuige Uladh, Eire		92.8/0.99	78.5/0.98	78.1/0.96	82.5/5.5	72.5/0.9	2.93	81.25/0.97	83.5/0.95	86/0.98	81.8/0.97	84/0.98	2.92					5.84
149	(87)	86(T)	Casey Morrison MCBDA : Cuige Uladh, Eire		92.8/0.99	80.25/0.99	78.9/0.97	85.75/25	81.9/0.95	2.95	79.5/0.95	83/0.94	81/0.94	82.6/0.98	89.25/34	2.87					5.82
276	(86)	86(T)	Alex O'DonnellFerry Academy : Cuige Uladh, Eire		92.7/0.99	81.5/1	85.1/41	67.5/0.91	80.5/0.95	2.93	87/9.5	80.5/0.91	68/0.89	84/0.99	84/0.98	2.89					5.82
199	(88)	88	Eva Kelly Osborne : Scotland		90.35/0.97	70.8/0.93	82.3/25	79.25/0.98	81.75/0.95	2.9	78.25/0.93	85.5/0.98	83.75/0.96	82.1/0.97	83.25/0.97	2.91					5.81
112	(91)	89(T)	Hillary Campbell Watt : Western Region, Canada		90.9/0.98	74/0.95	82/22.5	70.25/0.93	84.75/0.97	2.9	76.75/0.91	80/0.91	89/1	85/7	84.75/0.99	2.91					5.8
181	(90)	89(T)	Meghan Bennett Kavanagh Porter: USA & Ireland		87.85/0.95	77.8/0.98	84.5/38	65/0.91	83.6/0.96	2.89	79.25/0.94	83/0.94	88.25/0.99	82.5/0.98	85.5/4.5	2.92					5.8
204	(89)	89(T)	Avae O'Reilly The Carson Academy : Cuige Uladh, Eire		90.85/0.98	80.7/0.99	82.8/28	78.75/0.98	85.25/0.97	2.95	84.25/0.99	82.5/0.93	81.75/0.94	80.2/0.95	82.75/0.96	2.86					5.8
249	(92)	92(T)	Olivia McAteerConnolly School : Cuige Uladh, Eire		95.5/34	68.75/0.92	80/0.99	71/0.93	74.25/0.91	2.84	82.75/0.99	84.25/0.96	85.1/0.97	85/7	84.75/0.99	2.95					5.79
259	(93)	92(T)	Cara RopkeClan na hÉireann : Mid Atlantic Region, USA		84.9/0.93	77.5/0.98	77.6/0.94	79.5/0.98	81.75/0.95	2.86	81/0.97	85.25/0.97	87.1/0.99	83.9/0.99	82/0.95	2.92					5.79

Oireachtas Rince na Cruinne 2025

Final Result for Competition 29 : Girls 14 - 15


Notes: MW = World Medal winner : R = Recaller : Score = Judges marks : IP = Irish Points (Grid Score) : FTC = Failed To Complete : * All Totals exclude High and Low scores

				Ciaron Brooks	Julie Loughlin	Patricia Murphy	Cian ÓNualláin	Bernadette Weeks	3rd Round Total (IP) *	Sinead Brooks	Micael Hopkins	Orla Kelly	Katie Maguire-McMorrow	Paula Woodgate	3rd Round total (IP) *	Dearbhla Fay	Maureen Miller	David Moore	Margie Morgan	Grace Ann Coyle	5th Round Total (IP) *	TOTAL IP *	
Card	Position @ recall	Final Place	Name/School	Status	ROUND 1 : Score/IP					ROUND 2 : Score/IP					ROUND 3 : Score/IP								
166	(94)	94	Alice McGowanHarney Pender Keady Academy : New England Region, USA		89.85/0.97	79.75/0.99	76.9/0.92	71.75/0.94	90.25/33	2.89	80/0.95	83.25/0.94	91/22	81/0.96	84/0.98	2.89							5.78
128	(95)	95	Aisling Xinyan Wang Kavanagh Porter: USA & Ireland		89.4/0.96	78.75/0.98	78.4/0.96	78.75/0.98	89.25/25	2.92	80.5/0.96	84.5/0.96	81/0.94	80.2/0.95	78.25/0.91	2.85							5.77
170	(96)	96	Addison Gilbert The Michaela Hinds Academy : Eastern Region, Canada		86.35/0.93	68.75/0.92	80.1/1	72/0.94	87.15/1	2.87	76.25/0.91	84/0.95	91.4/26.5	82/0.97	83/0.97	2.89							5.76
144	(99)	97(T)	Amelia Keefer Mullane Godley : Mid America Region, USA		87.6/0.95	74.25/0.95	80.4/3.5	75.75/0.96	82.5/0.96	2.87	82.5/0.98	81.25/0.92	80/0.93	81.6/0.96	84/0.98	2.88							5.74
178	(97)	97(T)	Lucy Frawley Lorraine Duggan : Cuige Mumhan, Eire		94.85/22.5	77.3/0.97	78.6/0.97	77.5/0.97	86.45/0.99	2.93	89/25	82.25/0.93	79.6/0.93	80.3/0.95	78.75/0.91	2.81							5.74
202	(97)	97(T)	Brielle Kelly Blakey O'Brien : Western Region, Canada		86.4/0.93	82.7/8	77.9/0.95	81.5/1	75.95/0.92	2.88	80/0.95	85.75/0.98	80.75/0.94	79.8/0.94	84.5/0.99	2.87							5.74
279	(100)	97(T)	Genevieve ConradCeltic Steps : Western Region, USA		87.2/0.94	84.25/16	79.2/0.98	76.5/0.96	83/0.96	2.9	86.25/6	80/0.91	70/0.9	81/0.96	83/0.97	2.83							5.74
212	(102)	101(T)	Niamh DonnellyMiller : South Australia		83.45/0.93	65.2/0.9	79/0.97	75.75/0.96	85.9/0.98	2.86	80.5/0.96	89.25/23.5	86.1/0.98	79.8/0.94	79/0.92	2.88							5.73
217	(101)	101(T)	Daniela Calvo Penk-O'Donnell : Western Region, Canada		77/0.9	74/0.95	77.5/0.94	61/0.89	79/0.94	2.78	82/0.98	86.5/0.99	87.25/0.99	80/0.94	84.75/0.99	2.96							5.73
273	(103)	103	Rafaela KutDrake : Southern Region, USA		88.3/0.95	75.25/0.96	75.6/0.9	75.5/0.96	74/0.91	2.82	73/0.89	86/0.98	89.2/3	81/0.96	82/0.95	2.9							5.72
126	(104)	104	Claire Denham McAleer-Paulson : Mid Atlantic Region, USA		74.1/0.9	76.75/0.97	75.4/0.9	67.75/0.92	87.85/9	2.78	77.25/0.92	87.5/8.5	83/0.95	82.7/0.98	84.25/0.99	2.92							5.71
271	(105)	105	Sadhbh CauThe Academy : Mid America & Western Australia		89.3/0.96	72.25/0.94	77.7/0.94	74.75/0.95	77.75/0.94	2.83	79.25/0.94	85.5/0.98	82.6/0.95	72/0.89	85/1	2.87							5.7
248	(106)	106	Greta SchuknechtInishfree : Southern Region, USA		81.75/0.92	67.75/0.91	75.9/0.91	81.5/1	83/0.96	2.78	80/0.95	85.75/0.98	85.75/0.98	83/0.99	77.75/0.9	2.91							5.69
119	(108)	107(T)	Edith Harvey Kelly Hendry : North East Region, England		87.8/0.95	68.75/0.92	78.2/0.96	77/0.97	74.1/0.91	2.82	79/0.94	83.75/0.95	85/0.97	84/0.99	78/0.91	2.86							5.68
146	(107)	107(T)	Kylee Dugan Ashurst Academy : New England Region, USA		89.5/0.96	72.75/0.94	79.2/0.98	81.75/1	90.15/31	2.94	75.5/0.9	82.5/0.93	71.5/0.9	78/0.92	79.5/0.92	2.74							5.68
234	(109)	107(T)	Carolina Rivera Drake : Southern Region, USA		79.5/0.91	71.5/0.93	78/0.95	66/0.91	78.5/0.94	2.78	79.75/0.95	84.5/0.96	87.6/0.99	78/0.92	88.25/30	2.9							5.68
214	(110)	110	Erin Noonan McAleer-Paulson : Mid Atlantic Region, USA		85.45/0.93	67.2/0.91	80.6/7	81.25/0.99	77.15/0.93	2.86	77.25/0.92	86/0.98	81.5/0.94	80.2/0.95	78.75/0.91	2.81							5.67
131	(115)	111(T)	Riley Helling Murray Academy : New England Region, USA		90.4/0.97	79.5/0.99	78.5/0.96	81.75/1	72.5/0.9	2.92	78.5/0.93	87.75/11	71.5/0.9	74.5/0.9	75/0.89	2.74							5.66

Oireachtas Rince na Cruinne 2025

Final Result for Competition 29 : Girls 14 - 15


Notes: MW = World Medal winner : R = Recaller : Score = Judges marks : IP = Irish Points (Grid Score) : FTC = Failed To Complete : * All Totals exclude High and Low scores

			Ciaron Brooks	Julie Loughlin	Patricia Murphy	Cian ÓNualláin	Bernadette Weeks	3rd Round Total (IP) *	Sinead Brooks	Micael Hopkins	Orla Kelly	Katie Maguire-McMorrow	Paula Woodgate	3rd Round total (IP) *	Dearbhla Fay	Maureen Miller	David Moore	Margie Morgan	Grace Ann Coyle	5th Round Total (IP) *	TOTAL IP *	
Card	Position @ recall	Final Place	Name/School	Status	ROUND 1 : Score/IP					ROUND 2 : Score/IP					ROUND 3 : Score/IP							
176	(112)	111(T)	Eimear Kearns Christine Ayres : Victoria, Australia		86.9/0.94	76.3/0.97	77.4/0.93	81.75/1	86.4/0.99	2.89	78.75/0.94	86.25/0.99	73.5/0.91	70/0.89	80/0.93	2.77						5.66
177	(116)	111(T)	Harriet Miller Barret Joanne Kavanagh Academy : Cuige Laighean, Eire		87.1/0.94	75.3/0.96	78.4/0.96	76/0.96	87.8/6.5	2.88	78.5/0.93	80.75/0.91	75/0.91	79/0.93	86.75/21.5	2.78						5.66
222	(112)	111(T)	Freya Poteatnis Cairde : Southern Region, USA		87/0.94	69/0.92	75.1/0.9	73.5/0.95	75/0.92	2.77	80.25/0.96	86/0.98	82.1/0.95	79.5/0.93	85/1	2.89						5.66
226	(111)	111(T)	Aideen Quinn Mona Ni Rodaigh : Cuige Uladh, Eire		89/0.96	70/0.92	76.2/0.91	85/21.5	84.25/0.97	2.85	81.25/0.97	86.25/0.99	78.5/0.92	78/0.92	79.5/0.92	2.82						5.66
227	(117)	111(T)	Lauren McHone Trinity Academy : Mid America Region, USA		84.5/0.93	67/0.9	77.1/0.93	75/0.95	87.75/5	2.81	82.75/0.99	83.25/0.94	91.1/23.5	73/0.9	79.5/0.92	2.85						5.66
242	(114)	111(T)	Maren KlapacRochester Academy : Mid Atlantic Region, USA		83/0.92	69.75/0.92	76.8/0.92	60/0.89	76/0.92	2.76	78/0.93	85.25/0.97	90.2/14.5	80.5/0.96	83.5/0.98	2.9						5.66
158	(119)	118(T)	Maisie Ormrod Loughran : North West Region, England		86.6/0.94	69/0.92	80.3/2	76.75/0.97	75.2/0.92	2.82	81.5/0.97	83.5/0.95	79.25/0.93	80.3/0.95	80/0.93	2.83						5.65
235	(118)	118(T)	Julia Zemel Michael Patrick Gallagher : Western Region, USA		87/0.94	69.5/0.92	83.1/31	59/0.89	72/0.9	2.76	80/0.95	85.25/0.97	79/0.93	83/0.99	82.75/0.96	2.89						5.65
255	(119)	118(T)	Katherine PodgurskiHarney Pender Keady Academy : New Engl		87.6/0.95	73.25/0.94	76.5/0.91	70.5/0.93	72.5/0.9	2.79	80/0.95	83.75/0.95	83.25/0.96	74.5/0.9	83/0.97	2.86						5.65
108	(122)	121(T)	Kiley Baker Watters : Southern Region, USA		88.9/0.95	77.75/0.98	79.2/0.98	68.73/0.92	74/0.91	2.85	77/0.92	80.5/0.91	73.5/0.91	81/0.96	83.5/0.98	2.79						5.64
133	(121)	121(T)	Avery Vanderveer Frank Doherty Petri : USA & Ireland		92.9/0.99	78.25/0.98	78.1/0.96	68.25/0.92	85.75/0.98	2.92	76.25/0.91	79.5/0.9	70/0.9	77.1/0.92	87/24	2.73						5.64
228	(125)	123(T)	Macy Cunningham O'Hehir School : North East Region, England		72/0.89	71/0.93	76.3/0.91	62/0.9	77/0.93	2.74	77.75/0.93	85.25/0.97	87.8/0.99	72/0.89	85.5/4.5	2.89						5.63
250	(123)	123(T)	Addileen DavianBurke School of Irish Dance, OH : Mid America		83.4/0.92	69.25/0.92	76.5/0.91	69.5/0.92	73.5/0.91	2.76	80/0.95	82.75/0.94	84.8/0.97	82/0.97	82/0.95	2.87						5.63
266	(124)	123(T)	Sawako Itolrsh Dance Arabia : Qatar		70.1/0.89	65/0.9	77.3/0.93	77.5/0.97	76.5/0.93	2.75	79/0.94	86/0.98	82.3/0.95	85.5/11	81.75/0.95	2.88						5.63
183	(127)	126(T)	Bethany Taufer Rince Academy : New South Wales, Australia		82.85/0.92	66.4/0.9	79.7/0.99	74.25/0.95	77.5/0.94	2.8	76.75/0.91	80/0.91	74.5/0.91	84/0.99	84.75/0.99	2.82						5.62
191	(128)	126(T)	Sasha Burton Costello Irish Dance : Eastern Region, Canada		82.15/0.92	75.8/0.96	77.7/0.94	71.5/0.93	76.1/0.92	2.8	80.25/0.96	81/0.92	84.2/0.96	76/0.91	81.7/0.95	2.82						5.62
233	(126)	126(T)	Sienna Sutton The Duffy Travis King Academy : North West Region, England		91/0.98	70.5/0.93	76.6/0.92	73/0.94	83.5/0.96	2.83	79/0.94	82/0.93	74.25/0.91	79/0.93	87.5/26	2.8						5.62
193	(130)	129(T)	Marisa Truka The Academy : Mid America & Western Australia		82/0.92	69.8/0.92	79/0.97	63.25/0.9	72.25/0.9	2.74	81.25/0.97	83.5/0.95	77.5/0.92	87.6/23	81.25/0.94	2.86						5.6

Oireachtas Rince na Cruinne 2025

Final Result for Competition 29 : Girls 14 - 15


Notes: MW = World Medal winner : R = Recaller : Score = Judges marks : IP = Irish Points (Grid Score) : FTC = Failed To Complete : * All Totals exclude High and Low scores

				Ciaran Brooks	Julie Loughlin	Patricia Murphy	Cian ÓNualláin	Bernadette Weeks	3rd Round Total (IP) *	Sinead Brooks	Micael Hopkins	Orla Kelly	Katie Maguire-McMorrow	Paula Woodgate	3rd Round total (IP) *	Dearbhla Fay	Maureen Miller	David Moore	Margie Morgan	Grace Ann Coyle	5th Round Total (IP) *	TOTAL IP *	
Card	Position @ recall	Final Place	Name/School	Status	ROUND 1 : Score/IP					ROUND 2 : Score/IP					ROUND 3 : Score/IP								
275	(129)	129(T)	Molly FotiKotelnicki : Mid Atlantic Region, USA		89.3/0.96	76.25/0.97	78/0.95	73.25/0.94	76.6/0.93	2.85	76.5/0.91	82/0.93	71/0.9	76/0.91	83/0.97	2.75							5.6
106	(131)	131(T)	Niamh Newsome Goggin-Stewart : Eastern Region, Canada		90.1/0.97	63/0.89	78/0.95	68.5/0.92	82.75/0.96	2.83	81.5/0.97	79.5/0.9	66/0.89	73/0.9	83/0.97	2.77							5.59
215	(132)	131(T)	Maggie Morris Southern Irish Dance : Southern Region, USA		70/0.89	72/0.94	75/0.9	63/0.9	75/0.92	2.71	76.5/0.91	84.25/0.96	84.6/0.97	80.3/0.95	86/13	2.88							5.59
124	(134)	133(T)	Romy Stevens The Academy : Mid America & Western Australia		77.8/0.9	76.5/0.97	78.2/0.96	69.75/0.93	76.95/0.93	2.81	77.5/0.92	80.25/0.91	72/0.9	82.1/0.97	80.25/0.93	2.76							5.58
196	(134)	133(T)	Lauren Amundson Corda Mor : Mid America Region, USA		87.45/0.95	70.8/0.93	78.8/0.97	64.75/0.91	73.4/0.91	2.78	77/0.92	81.25/0.92	81.5/0.94	80/0.94	80.25/0.93	2.8							5.58
238	(133)	133(T)	Ella MasseryLavin-Cassidy : Mid America Region, USA		80.25/0.91	75/0.96	77.2/0.93	61.5/0.89	86.25/0.99	2.79	82.75/0.99	81.5/0.92	78.3/0.92	79/0.93	80.75/0.94	2.79							5.58
274	(136)	133(T)	Greta JohnsonOnórach Mulhern Geraghty : USA & Ireland		83.8/0.93	70.25/0.93	79.5/0.99	63.5/0.9	75.5/0.92	2.77	78/0.93	85/0.97	80/0.93	79.5/0.93	81/0.94	2.81							5.58
151	(137)	137(T)	Olive Kincaid McKeever : Western Region, USA		86.6/0.94	73.75/0.95	77.4/0.93	76.25/0.96	85.5/0.98	2.84	76/0.9	80.75/0.91	80.5/0.94	75/0.91	74.5/0.89	2.73							5.57
244	(138)	137(T)	Cadence JerrellTara : Western Region, USA		81.5/0.91	73.5/0.94	76/0.91	72.5/0.94	72/0.9	2.76	82.75/0.99	81/0.92	84.25/0.96	79/0.93	78/0.91	2.81							5.57
121	(141)	139(T)	MaryGrace Roj Rochester Academy : Mid Atlantic Region, USA		79.6/0.91	71.75/0.93	78.1/0.96	66.25/0.91	78.9/0.94	2.79	77.5/0.92	82/0.93	69.5/0.9	80/0.94	79/0.92	2.77							5.56
224	(139)	139(T)	Aila McRaeCeltic Steps : Western Region, USA		84/0.93	68/0.91	75.3/0.9	69/0.92	87/0.99	2.76	77/0.92	84.5/0.96	80.1/0.93	72.5/0.9	82/0.95	2.8							5.56
263	(140)	139(T)	Haylee BallCornell : Eastern Region, Canada		87.2/0.94	72.75/0.94	79.1/0.98	71.5/0.93	78/0.94	2.82	76/0.9	80/0.91	79.5/0.93	75/0.91	81/0.94	2.74							5.56
153	(143)	142(T)	Hollie McKey Daniel Flannagan Academy : Cuige Mumhan, Eire		93.95/13	66/0.9	74/0.89	70.25/0.93	68.5/0.89	2.72	86/4.5	81.25/0.92	86.5/0.98	78.7/0.92	74/0.89	2.83							5.55
190	(142)	142(T)	Eilidh Hardychuk Steel : Western Region, Canada		83.35/0.92	76.8/0.97	77.8/0.94	70/0.93	87.2/1	2.84	75.75/0.9	79/0.9	76.5/0.92	74/0.9	85.75/9	2.72							5.55
205	(145)	144(T)	Anna Biggerstaff Royal Academy : Southern Region, USA		79.15/0.9	74.2/0.95	77/0.92	74/0.95	79.1/0.94	2.81	81/0.97	79/0.9	77.5/0.92	75/0.91	75.75/0.89	2.72							5.54
241	(144)	144(T)	Aubrey JettBlackbird Academy : Mid America Region, USA		77.25/0.9	64/0.89	76.7/0.92	70/0.93	74.5/0.92	2.73	79.5/0.95	80.5/0.91	79.75/0.93	80/0.94	80.25/0.93	2.81							5.54
245	(146)	146	Kimi YamamotoRichens/Timm : Mid America Region, USA		79.9/0.91	75.5/0.96	74/0.89	62.5/0.9	72.75/0.91	2.71	79.25/0.94	85/0.97	83.25/0.96	78.1/0.92	77.5/0.9	2.82							5.53
114	(147)	147	Liffey Becker Kavanagh Porter : USA & Ireland		80.7/0.91	72.25/0.94	79.5/0.99	72.75/0.94	71.75/0.9	2.79	75/0.89	81/0.92	73/0.91	79.9/0.94	78/0.91	2.73							5.52

Oireachtas Rince na Cruinne 2025

Final Result for Competition 29 : Girls 14 - 15

Notes: MW = World Medal winner : R = Recaller : Score = Judges marks : IP = Irish Points (Grid Score) : FTC = Failed To Complete : * All Totals exclude High and Low scores

				Ciaron Brooks	Julie Loughlin	Patricia Murphy	Cian ÓNualláin	Bernadette Weeks	3rd Round Total (IP) *	Sinead Brooks	Micael Hopkins	Orla Kelly	Katie Maguire-McMorrow	Paula Woodgate	3rd Round total (IP) *	Dearbhla Fay	Maureen Miller	David Moore	Margie Morgan	Grace Ann Coyle	5th Round Total (IP) *	TOTAL IP *
Card	Position @ recall	Final Place	Name/School	Status	ROUND 1 : Score/IP					ROUND 2 : Score/IP					ROUND 3 : Score/IP							
115	(149)	148(T)	Vivienne McCaughley The John Loneragan Academy : Cuige Mumhan, Eire		92.9/0.99	70.75/0.93	77.8/0.94	71.25/0.93	77.1/0.93	2.81	75.5/0.9	79/0.9	72/0.9	73/0.9	78/0.91	2.7						5.51
156	(148)	148(T)	Shae O'Connor O'Hare : Western Australia		80.1/0.91	67/0.9	79/0.97	65.75/0.91	74/0.91	2.73	77/0.92	80.5/0.91	80.25/0.94	79.5/0.93	80.75/0.94	2.79						5.51
150	(151)	150(T)	Faith Green Brosnan Academy : New South Wales, Australia		83.3/0.92	70.75/0.93	75.8/0.9	78.25/0.98	76.5/0.93	2.77	75.5/0.9	78.5/0.9	82.25/0.95	78/0.92	78.5/0.91	2.73						5.5
172	(152)	150(T)	Laura Minnock River City : Western Region, Canada		72.4/0.89	66.25/0.9	76.3/0.91	69/0.92	77.75/0.94	2.73	75.75/0.9	83.5/0.95	90.75/21	78/0.92	75/0.89	2.77						5.5
209	(150)	150(T)	Sophie Wilse-Samson Ramsay School : South Africa		74.6/0.9	64.2/0.89	77.9/0.95	74.25/0.95	81/0.95	2.79	75.25/0.89	78/0.89	85.4/0.98	75/0.91	78.7/0.91	2.71						5.5
118	(153)	153	Katharine Faulkner Corda Mor : Mid America Region, USA		86.4/0.93	68/0.91	78.1/0.96	69.25/0.92	76.5/0.93	2.78	76/0.9	78/0.89	67/0.89	77/0.92	82/0.95	2.71						5.49
211	(155)	154(T)	Jemma Sack Duncan : South Africa		70.1/0.89	66.2/0.9	79.5/0.99	75.5/0.96	70/0.89	2.75	76/0.9	79.5/0.9	78/0.92	76/0.91	78.7/0.91	2.73						5.48
254	(154)	154(T)	Charlotte AlexanderYeates : Western Region, USA		75.75/0.9	66.75/0.9	74/0.89	64.5/0.9	68/0.89	2.69	77.75/0.93	78/0.89	84.1/0.96	74/0.9	84.25/0.99	2.79						5.48
225	(156)	156	Lauren Noone Crossan : Cuige Chonnacht, Eire		74/0.9	65/0.9	76.1/0.91	67/0.91	70.25/0.89	2.7	76.5/0.91	83.75/0.95	75.5/0.91	75.9/0.91	79.5/0.92	2.75						5.45
281	(157)	157	Caitlin NorpKilkenny Lundy School : Netherlands		81.2/0.91	64/0.89	79.9/0.99	63.75/0.9	69.5/0.89	2.71	75/0.89	79/0.9	69/0.89	80.1/0.95	79/0.92	2.71						5.42
139	(158)	158	Liten Conway Trinity Academy : Mid America Region, USA		82.8/0.92	67.5/0.91	75/0.9	59.5/0.89	71.5/0.9	2.7	75.25/0.89	77.5/0.89	84.25/0.96	76/0.91	75/0.89	2.7						5.4
130	(159)	159	Rosie Graty Scanlon : Midlands Region, England/Wales		79.2/0.9	63.5/0.89	79.2/0.98	60.5/0.89	71.5/0.9	2.69	76/0.9	79.5/0.9	66/0.89	72/0.89	76/0.9	2.69						5.38
135	(161)	160(T)	Niamh Avery O'Hehir School : North East Region, England		76.4/0.9	62/0.89	75.4/0.9	67.75/0.92	69/0.89	2.69	75/0.89	78/0.89	69/0.89	72/0.89	76/0.9	2.68						5.37
137	(162)	160(T)	Addison Conlan O'Neill : New Zealand		73.4/0.89	64.5/0.9	73/0.89	62.75/0.9	72.25/0.9	2.69	75.75/0.9	77.5/0.89	68/0.89	74/0.9	73/0.89	2.68						5.37
223	(160)	160(T)	Aishling Cheevers O'Neill : New Zealand		73/0.89	60/0.89	75.2/0.9	65/0.91	70/0.89	2.68	75/0.89	81.5/0.92	68/0.89	70/0.89	77.75/0.9	2.69						5.37

Thank you for choosing www.feisresults.com