



# Oireachtas Rince na Cruinne 2024



## Results for Competition 28 : Girls 15 - 16

### Adjudicators

#### Round 3

**Lauren Crowe-Mueller**

**Lorraine Farrell**

**John Heinzman**

**Rita Maguire**

**Ronan Morgan**

#### Round 4

**Christopher McPartland**

**Jim Mueller**

**Niall O'Leary**

**Shannon Thoms**

**Jenny Wilson-Flower**

#### Round 5

**Paschal Lyons**

**Noreen McCutcheon**

**Adam Morris**


**Eilis McKenna**

**Donna Reilly-Cannon**

# Oireachtas Rince na Cruinne 2024

## Final Result for Competition 28 : Girls 15 - 16


Notes: MW = World Medal winner : R = Recaller : Score = Judges marks : IP = Irish Points (Grid Score) : FTC = Failed To Complete : \* All Totals exclude High and Low scores

			Lauren Crowe-Mueller	Lorraine Farrell	John Heinzman	Rita Maguire	Ronan Morgan	3rd Round Total (IP) *	Christopher McPartland	Jim Mueller	Niall O'Leary	Shannon Thoms	Jenny Wilson-Flower	3rd Round total (IP) *	Paschal Lyons	Noreen McCutcheon	Ellis McKenna	Adam Morris	Donna Reilly-Cannon	5th Round Total (IP) *	TOTAL IP *		
Card	Position @ recall	Final Place	Name/School	Status	ROUND 3 : Score/IP					ROUND 4 : Score/IP					ROUND 5 : Score/IP								
517	(1)	1	Mya Toal-Allen Doherty Petri : USA and Ireland	MW	90.25/75	99/100	82.75/56	89.75/41	90/100	231	98/100	89.75/38	90/36	96/100	93/60	198	96/75	96/100	98/100	96/60	99.25/100	275	704
430	(2)	2	Ceili Skelly Doherty Petri : USA and Ireland	MW	90/60	98.25/75	88/100	86/21	88/65	200	96.65/53	91/47	95/65	92.5/56	97/100	174	95.5/62.5	95/75	97.5/75	98/75	99/75	225	599
538	(3)	3	Niamh Fox McNelis Cunningham : Cuige Uladh, Eire	MW	90.5/100	96.5/50	83.5/65	91.75/60	84.25/21.5	175	96.7/56	93/65	89.25/34	93/60	91.5/46	162	95.5/62.5	87/33	94.25/30	87.75/21	97.25/56	119	456
497	(4)	4	Sheenagh McMorrow McMorrow : Cuige Chonnacht, Eire	MW	89.6/47	97.25/56	80.75/38.5	86.25/22.5	84.75/26	111.5	96.8/60	91.5/53	95.25/75	70.75/0.98	94/65	178	94/56	91.5/53	92.5/21	92.5/43	97.5/60	152	441.5
555	(5)	5	Bláithín Mohan Scoil Rince Clann McCaul : Cuige Uladh, Eire	MW	85.8/20	97.75/65	84/75	84.4/11	78.75/0.98	96	97.5/75	88.75/34	96/100	88.5/37	96/75	187	97.5/100	84/22	97.25/65	94.5/53	94/29	147	430
417	(8)	6	Emma Cronin Kiely-Walsh Academy : Cuige Mumhan, Eire	MW	83/8	96/47	82/47	85/15.5	86/35.5	98	96.6/50	86.25/25	75/0.97	95/75	91.5/46	121	93/53	89/41	96.5/50	92/39	96/42	133	352
500	(6)	7	Harper Good Lavin-Cassidy : Mid America Region, USA	MW	89.8/53	92.25/24	79.35/27	89/37	87.5/56	117	92.3/4	90.75/45	91.25/43	94/65	90/36	124	83/19	94/65	91.75/19	94/50	95.75/38.5	107.5	348.5
520	(7)	8	Emily McEntire Cabe Academy : Cuige Laighean, Eire	MW	82.5/7	86.75/0.99	81.25/43	90.25/47	87.25/51.5	97	97/65	94/100	89.5/35	89.5/41	80/1.25	141	82/14.5	86.75/32	94.6/32	92.4/41	93.5/27	91	329
456	(15)	9	Nicole O'Connor Hession : Cuige Chonnacht, Eire	MW	78/0.97	97.5/60	77.25/5	80.75/0.99	88.25/75	65.99	93.85/32.5	90.25/41	88.6/31	85.5/29	90/36	99.5	91/47	90.25/45	95.5/37	98.5/100	98/65	157	322.49
482	(17)	10	Ellie Porter Kavanagh Porter : USA and Ireland	MW	86.3/25	90/12	79.1/25	90/44	86.65/43	93	93.6/27.5	80/0.99	84.25/9	91/50	87/28.5	65	83/19	92.5/60	96.1/45	91.5/37	96.75/50	132	290
487	(12)	11	Abigail Schaub Short : Mid Atlantic Region, USA	MW	88.75/36	95.25/41	79.5/29	91.5/56	83.5/16.5	106	92.8/13.5	92.5/60	91/41	79/14	86/24	79	84.5/25.5	88.5/39	95.6/38	88.5/23	95.5/36.5	100	285
564	(11)	12	Sarah Murray Gott-Hughton Academy : Western Region, Canada	MW	89.3/41	94.75/37.5	80.25/36	94/100	81.5/3.5	114.5	91.95/1	77.5/0.97	92.5/53	92/53	84/18.5	72.5	80.5/10	84.5/24	95.25/36	90.5/34	94.25/30	88	275
485	(16)	13	Gianna Nieman The Academy : Mid America and Western Australia	MW	89.75/50	93.75/31	83/60	87.25/28	83.3/15	109	93.2/20.5	87.5/30	78.25/0.97	88/35	80/1.25	51.75	88.5/38	85.5/28	95.8/41	91.25/36	95/33.5	107.5	268.25
552	(9)	14	Jessica Davidson Doherty Petri : USA and Ireland	MW	82.4/6	94.25/34.5	78.6/18	90/44	85.5/32	84.5	93.75/30.5	79.25/0.99	92/50	90/43	92/51.5	123.5	82.5/16.5	83.5/19	93.75/27	87/18	89.75/3.5	53.5	261.5
462	(13)	15	Natalie Petkovich Brosnan Academy : New South Wales, Australia	MW	81.1/1	83.5/0.98	80.5/37	83.25/3.5	85.4/31	35.5	94.55/41	83.1/12	94.75/60	90.25/45	92.5/56	142	83/19	80.75/4.5	93/23	95/56	95.25/35	77	254.5
479	(10)	16	Mary Cate Bradish Mullane Godley : Mid America Region, USA	MW	85.4/16	95/39	79.25/26	92/65	85.75/33.5	98.5	93.4/24.5	90.5/43	81/0.98	86.5/32	89/33.5	90	86.5/33	85.25/27	88.25/5	89.1/27	90.25/8.5	62.5	251
431	(20)	17	Shannon Moran Onórach Mulhern Geraghty : USA & Ireland	MW	87.5/30	94.5/36	75.25/0.98	77/0.97	86.5/40	66.98	93.85/32.5	85.25/21	83.1/1	88.75/38	76/0.98	54.5	90/45	92/56	94.75/33	91/35	93.75/28	113	234.48
532	(14)	18	Ellie Pecor Rince Na Tiarna : Mid Atlantic Region, USA	MW	80.6/0.99	90.25/13	82.25/50	81.4/0.99	87.25/51.5	63.99	96.1/47	86.75/27	90.5/38	89/39	81.5/10	104	82/14.5	80.5/3	96.75/56	89.75/31	92/20.5	66	233.99
486	(26)	19	Keara Gill DeNogla Academy : Mid Atlantic Region, USA	MW	89.5/45	85/0.99	81/41	85.75/19	80.75/1	61	94.2/38	83/11	87/20	76.5/8	76/0.98	39	82.5/16.5	91/50	94.8/34	91.75/38	97/53	122	222

# Oireachtas Rince na Cruinne 2024

## Final Result for Competition 28 : Girls 15 - 16


Notes: MW = World Medal winner : R = Recaller : Score = Judges marks : IP = Irish Points (Grid Score) : FTC = Failed To Complete : \* All Totals exclude High and Low scores

			Lauren Crowe-Mueller	Lorraine Farrell	John Heinzman	Rita Maguire	Ronan Morgan	3rd Round Total (IP) *	Christopher McPartland	Jim Mueller	Niall O'Leary	Shannon Thoms	Jenny Wilson-Flower	3rd Round total (IP) *	Paschal Lyons	Noreen McCutcheon	Ellis McKenna	Adam Morris	Donna Reilly-Cannon	5th Round Total (IP) *	TOTAL IP *		
Card	Position @ recall	Final Place	Name/School	Status	ROUND 3 : Score/IP					ROUND 4 : Score/IP					ROUND 5 : Score/IP								
452	(29)	20	Claire Harrington Brady Academy : New England Region, USA	MW	88.2/35	71/0.97	80/34	86.5/24	81.5/3.5	61.5	93.45/26	80.1/0.99	81.8/0.99	90.5/47	76.5/0.98	27.98	89.5/43	90/43	96.25/47	93/45	94.5/31	131	220.48
472	(21)	21	Grace Valentine O'Neill Blake : Cuige Laighean, Eire	MW	86.25/24	95.75/45	76.1/0.99	83.5/6	86.25/37.5	67.5	91.75/0.99	90/39	82/0.99	86/30.5	85/21	52.49	89/40	84.75/25	97/60	86.75/17	92/20.5	85.5	205.49
403	(19)	22	Nuala Dougherty Avoca Irish Dance : Western Region, USA	MW	90.1/65	95.5/43	79.05/24	91.25/53	81.25/1.33	120	90.65/0.98	77.25/0.97	80.25/0.98	75.5/5	86/24	6.95	79/5	85/26	92/20	89.5/30	95/33.5	76	202.95
567	(18)	23	Caoimhe Ward Angela O'Connor Academy : Southern Region, England	R	88.9/37	94/32.5	79.65/31	87/26.5	81.75/5	90	92.85/15	77.75/0.98	85.25/13	87/33	91/42	61	84/23.5	82.5/13.5	89/8	84.5/2	93/25	45	196
513	(22)	24	Anayo Tanaka Fegan Academy : Cuige Laighean, Eire	R	82.1/3	93/27	78.85/22	92.75/75	77.5/0.97	52	93.4/24.5	86.5/26	87.75/25	79.5/15	80/1.25	64.5	86/31.5	88.25/38	93.3/25	87.5/20	91/14.5	76.5	193
444	(27)	25	Natalie Raff Hooley School : Mid Atlantic Region, USA	R	88.1/34	89.75/11	76.75/1	84/8	77.75/0.97	20	93.65/29	84.75/19	87.8/26	74.25/1	92/51.5	74	85/27.5	81.75/10	96/43	93.5/47	91.75/18.5	89	183
447	(24)	26	Ava Krueger Murray Academy : New England Region, USA	R	87.75/32	97/53	81.5/45	88/31	83.5/16.5	108	92.15/1.5	83.75/15	83.6/4	70/0.98	78/0.99	6.49	87/34.5	82.5/13.5	90.5/14	88.75/24	93.25/26	64	178.49
512	(40)	27	Emer Savage The Carson Academy : Cuige Uladh, Eire	R	78.4/0.98	91/15.5	79.75/32	82.5/1	81.25/1.33	17.83	91.8/0.99	89.5/37	79.75/0.97	85/28	84/18.5	47.49	87.5/36	80.25/1.5	96.6/53	89.9/32	96/42	110	175.32
470	(37)	28	Abi Larkin Doherty Petri : USA and Ireland	R	79.2/0.98	92.75/26	78.75/21	81.25/0.99	79.5/0.99	22.98	93/17	93.5/75	81.5/0.99	84.5/26	75/0.97	43.99	85.5/29.5	80.75/4.5	95/35	97.5/65	94.75/32	96.5	163.46
454	(46)	29	Bridget Burke Bell : Mid America Region, USA	R	89.1/39	81.75/0.98	76.6/1	79.5/0.98	86.75/45	40.98	92.35/5.5	83.25/13	81.3/0.98	84.75/27	75/0.97	19.48	87/34.5	86.5/31	88.75/7	89.25/28	96.25/45	93.5	153.96
518	(25)	30	Leah Murphy Kiely-Walsh Academy : Cuige Mumhan, Eire	R	79.9/0.99	86.5/0.99	79.6/30	88.5/34	84.75/26	56.99	94.15/36.5	91.25/50	82.5/1	78/11.5	79/0.99	49	85.5/29.5	83.5/19	87.25/1	86.3/15	90.75/12.5	46.5	152.49
473	(28)	31	Maeve Monteith Harney Pender Keady Academy : New England Region, USA	R	80.3/0.99	94/32.5	80.75/38.5	87.5/29	80.25/0.99	62.49	92.1/1	87/28	84/7	82.5/22	78/0.99	30	81.5/13	83.75/21	91.5/18	83.75/1	92.25/22	52	144.49
416	(45)	32	Dearbhla Clawson Ferry Academy : Cuige Uladh, Eire	R	82/2	84.5/0.99	77.75/11	79.25/0.98	76/0.97	3.97	93.75/30.5	80.75/1	84.75/11	80.5/17	87/28.5	56.5	88/37	87.75/36	93.5/26	86.25/14	91.5/17	79	139.47
433	(23)	33	Avery Condon Harney Pender Keady Academy : New England Region, USA	R	80/0.99	92/22.5	76.5/1	85.5/18	84.25/21.5	40.5	93.95/34.5	85.75/23	87.1/21	86/30.5	85/21	74.5	76/0.99	81.25/8	88/4	85.9/11	96.5/47	23	138
415	(38)	34	Mary Kennedy Lavin-Cassidy : Mid America Region, USA	R	89/38	73/0.97	78/13	78/0.97	77.25/0.97	14.94	93.25/22.5	84.25/17	88.5/30	71.75/0.99	82/12	51.5	86/31.5	87.25/34	94/28	84.25/1	90.5/10.5	70	136.44
408	(55)	35	Camden Dolvig Lavin-Cassidy : Mid America Region, USA	R	81.8/1	86.75/0.99	76.3/0.99	88.6/35	81.25/1.33	3.33	92.7/12	80.25/1	89/33	72.5/0.99	86.5/26.5	39.5	84.5/25.5	86/29	93.25/24	82/0.99	95.75/38.5	78.5	121.32
533	(39)	36	Sophie Gillespie Cathy Hegarty : Cuige Uladh, Eire	R	85.9/21	88.5/5.5	78.65/19.5	86.25/22.5	85/28.5	63	90.8/0.98	80.5/1	81.25/0.98	72/0.99	81/6.5	2.97	89/40	83/16	90/12	85.25/7	92.5/23	51	116.97
502	(43)	37	Clara Lee Hession : Cuige Chonnacht, Eire	R	86.1/23	94.75/37.5	78.35/16	85/15.5	84/19.5	58.5	92.15/1.5	82/7	82.75/1	71/0.98	79/0.99	3.49	78/1.5	86.25/30	91.25/17	88.9/25	90.5/10.5	52.5	114.49
405	(30)	38	Nadine Tahany O'Hagan McMorrow : Cuige Chonnacht, Eire	R	86.75/28	94.25/34.5	77.15/4	83.25/3.5	87/47	66.5	92.8/13.5	78.1/0.98	83.75/5	74/1	90.5/38	19.5	77.5/1	83.5/19	89.5/10	85.5/9	88.75/1	20	106

# Oireachtas Rince na Cruinne 2024

## Final Result for Competition 28 : Girls 15 - 16


Notes: MW = World Medal winner : R = Recaller : Score = Judges marks : IP = Irish Points (Grid Score) : FTC = Failed To Complete : \* All Totals exclude High and Low scores

			Lauren Crowe-Mueller	Lorraine Farrell	John Heinzman	Rita Maguire	Ronan Morgan	3rd Round Total (IP) *	Christopher McPartland	Jim Mueller	Niall O'Leary	Shannon Thoms	Jenny Wilson-Flower	3rd Round total (IP) *	Paschal Lyons	Noreen McCutcheon	Ellis McKenna	Adam Morris	Donna Reilly-Cannon	5th Round Total (IP) *	TOTAL IP *		
Card	Position @ recall	Final Place	Name/School	Status	ROUND 3 : Score/IP					ROUND 4 : Score/IP					ROUND 5 : Score/IP								
519	(50)	39	Aoife Mc Kelvey McNelis Cunningham : Cuige Uladh, Eire	R	81.2/1	88.5/5.5	76.65/1	84.75/13.5	82.5/11.5	18	93.15/18.5	84.5/18	91.5/47	70.5/0.98	78/0.99	37.49	92/50	79.5/1	94.1/29	84.6/3	91.75/18.5	50.5	105.98
562	(42)	40	Ava Bradley Hession : Cuige Chonnacht, Eire	R	81.3/1	93.5/29.5	75.5/0.98	82/0.99	87.75/60	31.49	93.95/34.5	79.75/0.99	86.25/17	78.5/13	77/0.98	30.99	85/27.5	81/6.5	86.25/1	90/33	90.25/8.5	42.5	104.98
412	(33)	41	Anastasia Corzine Kavanagh Porter: USA and Ireland	R	85.2/14	93.5/29.5	79.4/28	89.1/38	79.25/0.99	71.5	90.45/0.97	76.5/0.97	82.1/0.99	73.5/1	83/15	2.96	78.5/3.5	83.25/17	95.75/39	85.75/10	88/1	30.5	104.96
543	(35)	42	Orla Greene Hession : Cuige Chonnacht, Eire	R	85.3/15	91.75/20.5	74.1/0.97	83/1.33	78.5/0.98	17.31	92.65/10	89.25/36	90.25/37	73/0.99	81/6.5	52.5	84/23.5	81.5/9	87.5/2	89/26	89.5/2	34.5	104.31
413	(52)	43	Abi Rose Cross Sharon Taylor : Scotland	R	85/13	82/0.98	75/0.98	80/0.98	76.5/0.97	2.94	92.9/16	77.9/0.98	86.75/19	76/6.5	90.75/39	41.5	83.5/21.5	79.5/1	94.5/31	85.1/6	95.5/36.5	58.5	102.94
438	(51)	44	Cara Sharkey Harrison : Scotland	R	78.9/0.98	84/0.99	75.6/0.99	80.5/0.99	85.25/30	2.96	93.6/27.5	76.25/0.97	88.1/28	75.25/4	83.5/17	48.5	77/1	84.25/23	91/16	86.5/16	91.25/16	48	99.46
539	(31)	45	Lauryn Coogan Curley Brennan : Cuige Laighean, Eire	R	89.4/43	89.25/9	77.45/7	80.25/0.98	82.25/8.5	24.5	89.3/0.97	88.25/32	91.3/45	83.5/24	78/0.99	56.99	79.5/6.5	82/11.5	86/1	85/5	90/6	17.5	98.99
425	(36)	46	Grace Millar Ferry Academy : Cuige Uladh, Eire	R	86/22	87/1	75.5/0.98	82.75/1	85/28.5	23.99	93.15/18.5	77.6/0.97	88.25/29	78/11.5	83/15	45	81/11.5	79.25/1	85/0.99	86.2/13	91/14.5	25.5	94.49
481	(44)	47	Molly Rotter Doherty Petri : USA and Ireland	R	85.75/19	91.5/18.5	77.35/6	79.75/0.98	78/0.98	25.48	88.6/0.97	89/35	79/0.97	75/3	88.5/32	35.97	83.5/21.5	81/6.5	87/1	83.25/1	92.75/24	29	90.45
478	(34)	48	Juliet Clay Inishfree : Southern Region, USA	R	77.5/0.97	87.5/1	82.5/53	77.75/0.97	82.25/8.5	10.47	92.2/3	92/56	93/56	69.5/0.97	75/0.97	59.97	79.5/6.5	90.5/47	89.25/9	83.5/1	89.75/3.5	19	89.44
523	(54)	49	Caoimhe Leahy McGrath School : Cuige Mumhan, Eire	R	81.5/1	92/22.5	74.25/0.97	83/1.33	82/6.5	8.83	92.4/7	82.5/9	86.5/18	81.5/19	81/6.5	34	81/11.5	88/37	90.25/13	88/22	89/1	46.5	89.33
480	(32)	50	Sorcha Hogan Kilkenny Lundy School : Netherlands	Aisling	78.2/0.97	86.25/0.99	74.85/0.98	75.5/0.97	84.5/23.5	2.94	94.8/44	88.5/33	88/27	77.5/10	82/12	72	77/1	82/11.5	87.75/3	85.3/8	89.25/1	12	86.94
566	(49)	51	Elizabeth Flaherty Harney Pender Keady Academy : New England Region, USA	R	87.6/31	88.25/4	80.1/35	80.75/0.99	78.5/0.98	35.99	93.25/22.5	78.6/0.98	81.1/0.98	81/18	76/0.98	19.96	78/1.5	87.5/35	90.75/15	84.75/4	90/6	25	80.95
455	(41)	52	Tali Mathes Michael Patrick Gallagher : Western Region, USA	R	80.1/0.99	85.5/0.99	75.35/0.98	76.25/0.97	85.75/33.5	2.96	90.55/0.97	79.6/0.99	87.6/24	88.25/36	91/42	60.99	80/8.5	79.75/1	86.5/1	89.3/29	90/6	15.5	79.45
407	(47)	53	Grace O'Dwyer Burgess : Cuige Mumhan, Eire	R	78.2/0.97	91/15.5	74.5/0.97	88.3/33	81/1	17.47	91.4/0.99	76/0.97	90.75/39	77/9	88/31	40.99	78.5/3.5	79/0.99	92.75/22	86/12	88/1	16.5	74.95
527	(53)	54	Moirra Salgado Hayes Gott-Hughton Academy : Western Region, Canada	R	82.3/5	81.5/0.97	76.75/1	89.25/39	86/35.5	41.5	91.6/0.99	77/0.97	78.5/0.97	68/0.97	86/24	2.93	80/8.5	80/1	88.5/6	87.25/19	90.75/12.5	27	71.43
439	(48)	55	Charlotte Wolfe Cass-Barrington : Southern Region, USA	R	79.1/0.98	80/0.97	74/0.97	78.75/0.98	83.75/18	2.92	94.3/39	81.75/6	88.75/32	80.25/16	79.5/1	54	76.5/1	82.75/15	89.75/11	82.25/1	87.75/0.99	12.99	69.92
442	(56)	56	Roisin Tallon O'Hehir School : North East Region, England	R	83.1/9	81/0.97	75.75/0.99	82/0.99	79.5/0.99	2.97	94.8/44	79.4/0.99	84.1/8	71.5/0.98	87.5/30	38.99	76/0.99	80.25/1.5	85.5/1	84/1	88.5/1	2.99	44.95
471	(57)	57	Annasophia Harris Royal Academy : Southern Region, USA		80.2/0.99	89/8	78.1/14	91/50	81/1	23	88.5/0.97	88/31	86/15	69/0.97	80/1.25	17.22							40.22

# Oireachtas Rince na Cruinne 2024

## Final Result for Competition 28 : Girls 15 - 16

Notes: MW = World Medal winner : R = Recaller : Score = Judges marks : IP = Irish Points (Grid Score) : FTC = Failed To Complete : \* All Totals exclude High and Low scores

			Lauren Crowe-Mueller	Lorraine Farrell	John Heinzman	Rita Maguire	Ronan Morgan	3rd Round Total (IP) *	Christopher McPartland	Jim Mueller	Niall O'Leary	Shannon Thoms	Jenny Wilson-Flower	3rd Round total (IP) *	Paschal Lyons	Noreen McCutcheon	Ellis McKenna	Adam Morris	Donna Reilly-Cannon	5th Round Total (IP) *	TOTAL IP *
Card	Position @ recall	Final Place	Name/School	Status	ROUND 3 : Score/IP					ROUND 4 : Score/IP					ROUND 5 : Score/IP						
529	(58)	58	Maria Mannion McLaughlin : Scotland		84/11	83/0.98	75/0.98	86.75/25	84/19.5	31.48	92.35/5.5	78/0.98	85/12	74.5/1	78/0.99	7.49					38.97
476	(59)	59	Ella Rooney Cowhie Ryan McCole : Cuige Chonnacht, Eire		79.4/0.98	93.25/28	77.6/10	84.5/12	82.5/11.5	33.5	91.3/0.98	86/24	83.5/3	70/0.98	78.5/0.99	4.97					38.47
548	(60)	60	Ciarra McCarthy McGahan Lees : Southern Region, England		80.75/0.99	91.5/18.5	75.85/0.99	81.5/0.99	77.25/0.97	2.97	94.15/36.5	78.5/0.98	79.8/0.97	71.25/0.98	89/33.5	35.46					38.44
521	(61)	61	Charlotte O'Brien Lavin-Cassidy : Mid America Region, USA		79.5/0.98	77/0.97	77/1.5	88.25/32	86.25/37.5	34.48	91.85/0.99	85.5/22	79.5/0.97	68.5/0.97	74/0.97	2.93					37.42
559	(62)	62	Ashlyn Genevieve Siek DeNogla Academy : Mid Atlantic Region, USA		83.75/10	88.75/7	79.85/33	84.25/9.5	78/0.98	26.5	90.8/0.98	82.25/8	84.5/10	68.25/0.97	75/0.97	9.95					36.45
423	(63)	63	Ellery Neely The Academy : Mid America and Western Australia		85.5/17	75/0.97	77.5/8.5	81/0.99	83.25/14	23.49	92.65/10	76.75/0.97	87.25/22	71/0.98	74/0.97	11.95					35.44
560	(64)	64	Jola Rose Phelan De Barra Academy : Western Region, USA		85.6/18	87.75/2	77.5/8.5	88.75/36	77.75/0.97	28.5	92.1/1	83.5/14	80.1/0.98	71.5/0.98	74/0.97	2.96					31.46
516	(65)	65	Sienna Skehill Celtic Hearts : Southern Region, England		77.5/0.97	91.75/20.5	76/0.99	78.5/0.98	78.25/0.98	2.94	93.2/20.5	79/0.99	81.75/0.99	76/6.5	90/36	27.99					30.93
466	(66)	66	Olivia Omar Brooks : Southern Region, England		89.9/56	83.25/0.98	79/23	76/0.97	80/0.99	24.97	91.85/0.99	78.4/0.98	80.8/0.98	74.75/2	86.5/26.5	3.97					28.95
554	(67)	67	Nora Margaret Burns Francis Academy : Mid Atlantic Region, USA		80.5/0.99	82.5/0.98	78.65/19.5	83.4/5	86.5/40	25.49	91.8/0.99	78.25/0.98	87.5/23	68.75/0.97	79.5/1	2.97					28.46
436	(68)	68	Emily Sax The Michaela Hinds Academy : Eastern Region, Canada		79/0.98	90.75/14	77/1.5	83/1.33	84.75/26	16.83	91.6/0.99	79.9/0.99	83.8/6	83/23	80.5/3	9.99					26.83
469	(69)	69	Tatum Worth Scoil Rince Fa'inne Chladach : Eastern Region, Canada		78.1/0.97	87.5/1	77.1/3	81.75/0.99	79/0.99	2.98	89/0.97	85/20	78/0.97	82/20.5	77.5/0.98	21.95					24.93
414	(70)	70	Samara Kalis Drake : Mexico		87/29	81.25/0.97	78.5/17	70/0.97	79/0.99	18.96	91.86/1	81.25/3	82.3/0.99	87.5/34	79/0.99	4.99					23.95
506	(71)	71	Penny Moffett McGee : Cuige Uladh, Eire		80.4/0.99	89.5/10	77.85/12	84.25/9.5	80.5/1	20.5	90.7/0.98	81/1	78.1/0.97	72.5/0.99	77.25/0.98	2.95					23.44
489	(72)	72	Callan Munselle Celtic Irish Dance Academy : Western Region, USA		87.8/33	83.75/0.99	75.1/0.98	85.25/17	77/0.97	18.97	91.7/0.99	84/16	80/0.98	69.75/0.97	78/0.99	2.95					21.92
463	(73)	73	Grace Conlan Rochester Academy : Mid Atlantic Region, USA		78.3/0.97	80.5/0.97	74.75/0.97	76.75/0.97	79.25/0.99	2.92	92.65/10	79.1/0.99	83.3/2	84/25	81/6.5	18.5					21.42
457	(74)	74	Maeve Vermette Forbes : New England Region, USA		79.2/0.98	83/0.98	74.75/0.97	77.5/0.97	83/13	2.93	91.35/0.98	81.1/2	85.5/14	73.25/0.99	83/15	16.99					19.93
467	(75)	75	Lola Gilbert AMDC : Southern Region, England		77.9/0.97	88/3	75.1/0.98	87/26.5	78.75/0.98	4.96	89.35/0.97	76.6/0.97	86.1/16	73.5/1	82/12	13.97					18.93

# Oireachtas Rince na Cruinne 2024

## Final Result for Competition 28 : Girls 15 - 16

Notes: MW = World Medal winner : R = Recaller : Score = Judges marks : IP = Irish Points (Grid Score) : FTC = Failed To Complete : \* All Totals exclude High and Low scores



Card	Position @ recall	Final Place	Name/School	Status	ROUND 3 : Score/IP					ROUND 4 : Score/IP					ROUND 5 : Score/IP					3rd Round Total (IP) *	5th Round Total (IP) *	TOTAL IP *	
					Lauren Crowe-Mueller	Lorraine Farrell	John Heinzman	Rita Maguire	Ronan Morgan	Christopher McPartland	Jim Mueller	Niall O'Leary	Shannon Thoms	Jenny Wilson-Flower	Paschal Lyons	Noreen McCutcheon	Ellis McKenna	Adam Morris	Donna Reilly-Cannon				
542	(76)	76	Sara Decriscio Triggle Academy : Southern Region, USA		86.4/26	87.25/1	75.1/0.98	84.75/13.5	80/0.99	15.49	89.1/0.97	81.5/5	83/1	70.25/0.98	75.25/0.97	2.95							18.44
443	(77)	77	Samantha Ankers Kristin Butke : Southern Region, USA		84.5/12	82.75/0.98	74.5/0.97	82.25/1	78.5/0.98	2.95	91.15/0.98	82.75/10	82.2/0.99	72.25/0.99	85/21	11.98							14.93
459	(78)	78	Siofra Brady Hession : Cuige Chonnacht, Eire		79.3/0.98	92.5/25	76.35/0.99	79/0.98	82.4/10	11.98	91.65/0.99	80.4/1	80.5/0.98	69.75/0.97	75/0.97	2.94							14.91
441	(79)	79	Daisey Pleass Cabe Academy : Cuige Laighean, Eire		86.5/27	86/0.99	76.25/0.99	80/0.98	78.25/0.98	2.96	92.6/8	81.4/4	81.6/0.99	72.75/0.99	81/6.5	11.49							14.46
460	(80)	80	Elen Cahill Ceim Oir : Southern Region, England		78/0.97	82.75/0.98	78.25/15	83.75/7	79.75/0.99	8.97	91.95/1	78.9/0.98	81.9/0.99	73.75/1	81/6.5	2.98							11.95
422	(81)	81	Kaitlin Mullins Callanan MacLoone O' Meara : Cuige Mumhan, Eire		81/0.99	91.25/17	76/0.99	79.75/0.98	82/6.5	8.48	90.95/0.98	80.6/1	82.6/1	82/20.5	78/0.99	2.98							11.46
556	(82)	82	Annabelle Elizabeth Chown Kanaley : New England Region, USA		82.2/4	83.5/0.98	74.6/0.97	87.75/30	78.8/0.98	5.97	90.6/0.98	87.25/29	82.25/0.99	69.25/0.97	78/0.99	2.95							8.92
544	(83)	83	Marley Ervin Bell : Mid America Region, USA		79.6/0.98	86.75/0.99	74.6/0.97	82.5/1	84.5/23.5	2.97	88.8/0.97	79.5/0.99	83.25/1	72/0.99	79/0.99	2.97							5.94
561	(84)	84	Ava Atkins Glendarragh : Midlands Region, England/Wales		81.4/1	87.5/1	73.5/0.97	85.8/20	76.75/0.97	2.97	91.15/0.98	78.75/0.98	80.75/0.98	70.5/0.98	75.5/0.98	2.94							5.9

**Thank you for choosing [www.feisresults.com](http://www.feisresults.com)**

# OIREACHTAS RINCE NA CRUINNE 2024

## Result for Qualifying Competition 28A : Girls 15 - 16 - A

Number entered: 83 : Number danced: 82 : Number Recalled: 42 : IP = Irish Points (Grid Score) : \* Total excludes High and Low scores : FTC = Failed To Complete

			ROUND 1					ROUND 2					
			Mark Adams	Kerrie Connolly	Ann Gibbons	Fiona McCafferty-Gauthier	Mary Teresa McHugh	Sondra Greene	Brian McDermott	Kate O'Connor	Bernadette Trainor	Janice Young	
Rank	Entry	Name	Mark/IP	Mark/IP	Mark/IP	Mark/IP	Mark/IP	Mark/IP	Mark/IP	Mark/IP	Mark/IP	Mark/IP	TOTAL IP *
1	233	Mya Toal-Allen Doherty Petri : USA and Ireland	95.75/75	97/75	97/100	89.2/41	96/75	93.75/75	84/100	98/75	98.5/87.5	99/100	487.500
2	271	Bláithín Mohan Scoil Rince Clann McCaul : Cuige Uladh, Eire	89.8/36	98/100	96.5/75	88.5/35.5	93.5/53	90.75/36	79.5/60	99/100	98.5/87.5	97/65	376.500
3	213	Sheenagh McMorrow McMorrow : Cuige Chonnacht, Eire	96/100	96/65	96/65	77/0.99	97/100	91/37	76.75/43	95.75/56	97/65	91.25/34	366.000
4	133	Emma Cronin Kiely-Walsh Academy : Cuige Mumhan, Eire	90.5/43	87.5/36.5	94.5/56	90.8/75	93/47	93.5/65	77.5/50	96/60	96/60	98/75	331.000
5	147	Shannon Moran Onórach Mulhern Geraghty : USA & Ireland	88.75/18.5	93.5/53	90/26.5	87.2/28.5	95/60	94/100	76.5/41	96.5/65	95/56	93.5/47	276.000
6	149	Avery Condon Harney Pender Keady Academy : New England Region, USA	89.3/27	79.2/1	94.75/60	90/65	93.25/50	81/1	75.5/33.5	94.5/45	94/53	95/56	268.500
7	203	Abigail Schaub Short : Mid Atlantic Region, USA	85/0.99	82/16	93/47	88.5/35.5	90/34	84.5/10	77.25/47	94.75/47	92/44	96/60	223.500
8	249	Sophie Gillespie Cathy Hegarty : Cuige Uladh, Eire	89.5/30	95/60	91/33	89.6/51.5	91/36	89.1/27	76/37.5	94/43	89.5/33	83.75/3	218.000
9	229	Anayo Tanaka Fegan Academy : Cuige Laighean, Eire	85.75/1	94/56	92/40	89.4/45	77/2	90.5/35	79/56	92/41	93.5/50	90.25/30	213.000
10	255	Lauryn Coogan Curley Brennan : Cuige Laighean, Eire	91/47	84.5/29.5	90/26.5	86/17	89/31	93.1/56	75.5/33.5	90/39	90/34.5	91.75/36	196.500
11	201	Gianna Nieman The Academy : Mid America and Western Australia	86/1.5	90/41	94/53	76/0.99	94/56	84/9	76.25/39	95.5/53	91.5/41	86.75/16	191.500
12	195	Mary Cate Bradish Mullane Godley : Mid America Region, USA	87.25/7	92.5/47	90.25/28.5	88/32.5	92/40	88.75/25	75/30	85/27	88.5/27	92.25/38	185.000
13	163	Ava Krueger Murray Academy : New England Region, USA	90/37.5	80.8/7	90.5/30.5	86/17	95.5/65	89/26	75.75/35.5	95/50	86/6	92/37	183.500
14	141	Grace Millar Ferry Academy : Cuige Uladh, Eire	92.5/56	86.5/34	92.25/43	87.5/31	88/28	88/22	72/13.5	84.5/25	92/44	87/17	172.000



# OIREACHTAS RINCE NA CRUINNE 2024

## Result for Qualifying Competition 28A : Girls 15 - 16 - A

Number entered: 83 : Number danced: 82 : Number Recalled: 42 : IP = Irish Points (Grid Score) : \* Total excludes High and Low scores : FTC = Failed To Complete

			ROUND 1					ROUND 2					
			Mark Adams	Kerrrie Connolly	Ann Gibbons	Fiona McCafferty-Gauthier	Mary Teresa McHugh	Sondra Greene	Brian McDermott	Kate O'Connor	Bernadette Trainor	Janice Young	
Rank	Entry	Name	Mark/IP	Mark/IP	Mark/IP	Mark/IP	Mark/IP	Mark/IP	Mark/IP	Mark/IP	Mark/IP	Mark/IP	TOTAL IP *
15	121	Nadine Tahany O'Hagan McMorrow : Cuige Chonnacht, Eire	91.25/50	83.5/25	93.5/50	80.5/1	91.5/38	91.75/41	76/37.5	71/0.98	86/6	85/9	165.500
16	187	Annasophia Harris Royal Academy : Southern Region, USA	89.7/33.5	84.75/31	88.25/16.5	87/26	86.5/26	90/33	73.25/21	87/33.5	88.5/27	80.75/0.99	164.000
17	171	Tali Mathes Michael Patrick Gallagher : Western Region, USA	90.2/39	83.75/26	86.75/4.5	87.4/30	89.75/33	87/18	77/45	83/20	89/30.5	89.25/24	163.500
18	189	Maeve Monteith Harney Pender Keady Academy : New England Region, USA	88/11.5	82.7/21	91.75/37.5	93/100	79/9.5	89.25/28	74.25/26	79.5/7.5	90/34.5	92.5/39	158.500
19	197	Molly Rotter Doherty Petri : USA and Ireland	85.25/0.99	81.7/14	89.75/24.5	89.6/51.5	75/1	83.5/7	82.5/75	87.5/35	89/30.5	93.75/50	155.000
20	119	Nuala Dougherty Avoca Irish Dance : Western Region, USA	89.25/24.5	91/43	88.25/16.5	86.8/23	91.25/37	80.75/1	74.5/27	82.5/18	88/23.5	93/43	153.000
21	155	Charlotte Wolfe Cass-Barrington : Southern Region, USA	89.6/31.5	84.5/29.5	89.25/22	83/8	74/1	93.25/60	74/24.5	81/13	86/6	94/53	150.000
22	245	Maria Mannion McLaughlin : Scotland	89.75/35	81.5/11.5	86.5/1.5	89.8/56	78/5	89.6/30	71/4	88/36	92.5/47	90.75/32	149.500
23	139	Ellery Neely The Academy : Mid America and Western Australia	93.5/65	82.2/17	92.5/45	79/1	81.75/15	70/0.98	73.75/23	86.5/32	90.5/36.5	86.5/15	147.000
24	283	Caoimhe Ward Angela O'Connor Academy : Southern Region, England	89.25/24.5	79.6/1	88.5/18	72/0.98	85/22	93/53	73/20	80/9	91/38.5	91/33	132.498
25	239	Caoimhe Leahy McGrath School : Cuige Mumhan, Eire	85.25/0.99	86/33	88/14.5	87/26	86/25	82.5/3	74.75/28.5	84.75/26	86.5/10.5	92.75/41	130.500
26	179	Grace Conlan Rochester Academy : Mid Atlantic Region, USA	89.7/33.5	80/1.5	85.25/1	83/8	75/1	92.25/45	78/53	74/0.99	90.5/36.5	91.5/35	127.000
27	235	Aoife Mc Kelvey McNelis Cunningham : Cuige Uladh, Eire	88.25/13.5	80/1.5	89/21	83/8	88.5/29	89.8/32	75.25/31.5	84/23	88.5/27	83.5/2	124.000
28	205	Callan Munselle Celtic Irish Dance Academy : Western Region, USA	88.5/15.5	85/32	83/0.99	89.4/45	77.5/4	91.25/38	75.75/35.5	82.75/19	87/15	82.75/1	121.000

# OIREACHTAS RINCE NA CRUINNE 2024

## Result for Qualifying Competition 28A : Girls 15 - 16 - A


Number entered: 83 : Number danced: 82 : Number Recalled: 42 : IP = Irish Points (Grid Score) : \* Total excludes High and Low scores : FTC = Failed To Complete

			ROUND 1					ROUND 2					
			Mark Adams	Kerrie Connolly	Ann Gibbons	Fiona McCafferty-Gauthier	Mary Teresa McHugh	Sondra Greene	Brian McDermott	Kate O'Connor	Bernadette Trainor	Janice Young	
Rank	Entry	Name	Mark/IP	Mark/IP	Mark/IP	Mark/IP	Mark/IP	Mark/IP	Mark/IP	Mark/IP	Mark/IP	Mark/IP	TOTAL IP *
29	159	Samantha Ankers Kristin Butke : Southern Region, USA	89.4/29	81.2/10	86.75/4.5	89.4/45	84.25/20	92/43	71.25/7	74.5/0.99	87.5/19.5	89.5/25.5	111.000
30	243	Moira Salgado Hayes Gott-Hughton Academy : Western Region, Canada	92/53	84/27	85/1	84/12	92.5/43	82.75/4	70.25/1	84.25/24	88/23.5	83.25/1	110.500
31	157	Daisey Pleass Cabe Academy : Cuige Laighean, Eire	89.3/27	79.8/1	90.75/32	86.4/19	90.75/35	82/1	72.5/17.5	82/16.5	86.5/10.5	84/4	109.000
32	129	Abi Rose Cross Sharon Taylor : Scotland	87.75/9.5	82.6/20	87.25/9	79/1	78.75/8	87.75/21	80.25/65	86/31	82/0.99	90/28.5	107.000
33	183	Lola Gilbert AMDC : Southern Region, England	89.1/21.5	92/45	91.25/34.5	89.9/60	71/0.99	90.25/34	69.5/0.99	68/0.97	82.5/0.99	83/1	103.969
34	237	Charlotte O'Brien Lavin-Cassidy : Mid America Region, USA	87.75/9.5	93/50	86.25/1	84/12	79/9.5	92.5/47	70.5/1	83.5/21	88/23.5	89.5/25.5	101.000
35	185	Tatum Worth Scoil Rince Fa'inne Chladach : Eastern Region, Canada	89.3/27	87.5/36.5	87.75/12.5	79.2/1	85.5/24	85/12	72.75/19	78/2	85.5/1.75	89/23	96.500
36	259	Orla Greene Hession : Cuige Chonnacht, Eire	85.6/1	81/8.5	91.5/36	80/1	82/16	86/15	73.5/22	88.5/37	87/15	90/28.5	90.997
37	175	Siofra Brady Hession : Cuige Chonnacht, Eire	90.25/41	84.25/28	87.5/10.5	76/0.99	89.25/32	79.25/0.99	71.75/11.5	79/5.5	85/1	86.25/14	88.497
38	275	Ashlyn Genevieve Siek DeNogla Academy : Mid Atlantic Region, USA	85.6/1	77/0.99	84.25/0.99	89/38	92.75/45	81.3/1	74/24.5	83.75/22	83.5/0.99	90.5/31	87.479
39	123	Grace O'Dwyer Burgess : Cuige Mumhan, Eire	86.5/4.5	88/38	91.25/34.5	78/0.99	78.25/6	87.5/20	75.25/31.5	74/0.99	81/0.99	88/20	85.987
40	173	Maeve Vermette Forbes : New England Region, USA	89.15/23	82.8/22	86.5/1.5	88.4/34	72.5/0.99	89.5/29	72.25/15.5	76.5/1	87.5/19.5	80.5/0.99	82.496
41	131	Mary Kennedy Lavin-Cassidy : Mid America Region, USA	84.5/0.98	89/39	91.75/37.5	89/38	73.5/1	80/0.99	70.25/1	75.5/1	84/0.99	86/13	79.469
42	277	Ava Atkins Glendarragh : Midlands Region, England/Wales	89.1/21.5	81.6/13	87.75/12.5	79/1	84.5/21	79.1/0.99	71.75/11.5	85.75/30	84.5/1	87.5/18.5	77.493

# OIREACHTAS RINCE NA CRUINNE 2024

## Result for Qualifying Competition 28A : Girls 15 - 16 - A

Number entered: 83 : Number danced: 82 : Number Recalled: 42 : IP = Irish Points (Grid Score) : \* Total excludes High and Low scores : FTC = Failed To Complete

			ROUND 1					ROUND 2					
			Mark Adams	Kerrie Connolly	Ann Gibbons	Fiona McCafferty-Gauthier	Mary Teresa McHugh	Sondra Greene	Brian McDermott	Kate O'Connor	Bernadette Trainor	Janice Young	
Rank	Entry	Name	Mark/IP	Mark/IP	Mark/IP	Mark/IP	Mark/IP	Mark/IP	Mark/IP	Mark/IP	Mark/IP	Mark/IP	TOTAL IP *
43	193	Andreea Mihai Casey O'Loughlin : Western Region, Canada	85.6/1	81.8/15	82.75/0.99	81/1	88.75/30	92.75/50	72.5/17.5	80.5/10.5	85/1	89.75/27	71.995
44	127	Ebony Nasim Caroline Greene School : Scotland	86.5/4.5	87/35	88.75/19.5	83.8/10	92/40	79.75/0.99	69.25/0.99	75/1	80/0.98	80/0.99	67.453
45	161	Inge Schultz Celtic Steps : Western Region, USA	88.6/17	77.2/0.99	92/40	86.8/23	77.25/3	82.25/2	70/1	81.5/14.5	87/15	81.5/1	60.492
46	153	Perelli Anne Kemenes Doherty Petri : USA and Ireland	88.25/13.5	77.8/0.99	88/14.5	74/0.99	67/0.98	81.25/1	74.75/28.5	80.5/10.5	84.5/1	93.25/45	55.465
47	167	Julia Hannon McNulty : Mid America Region, USA	92.75/60	80.3/4	87/7.5	86.6/20.5	67.5/0.98	88.25/23	70.75/1.34	77.5/1	83.5/0.99	87.5/18.5	52.833
48	227	Emily Rohan Fleming Ball : Cuige Mumhan, Eire	90/37.5	77/0.99	80/0.98	85/14	69.5/0.99	86.75/17	71.25/7	89/38	81.5/0.99	85.25/10	49.965
49	263	Emily Descoteaux Sue Fay Healy : Eastern Region, Canada	83.75/0.98	80.5/5.5	89.5/23	69/0.98	74.25/1	85.5/14	72/13.5	87/33.5	86.5/10.5	82/1	45.470
50	273	Sofia Jones Doherty Petri : USA and Ireland	88.75/18.5	69/0.97	87.5/10.5	82.5/3	68/0.99	83.75/8	72.25/15.5	79/5.5	89/30.5	78.75/0.98	43.482
51	177	Eva Mannion McLaughlin : Scotland	85.6/1	77.6/0.99	88.75/19.5	85.8/15	68/0.99	86.5/16	69/0.98	85.5/28.5	85.5/1.75	84.5/6.5	41.231
52	265	Madeleine Driscoll Forbes : New England Region, USA	86.25/3	82.5/18.5	87/7.5	87/26	80/11	78.25/0.98	69.5/0.99	82/16.5	81/0.99	81/0.99	39.955
53	151	Ella Rochford Siobhan McDonnell : Cuige Chonnacht, Eire	86/1.5	78.6/1	90.25/28.5	79/1	69.5/0.99	77/0.98	71.5/9.5	77/1	91/38.5	88.5/22	35.984
54	143	Maura Sieckert Corda Mor : Mid America Region, USA	87.5/8	78.2/0.99	83.25/0.99	88/32.5	83/18	78/0.98	70.5/1	78.5/3.5	87/15	82.5/1	32.484
55	221	Keira McMillan Rochester Academy : Mid Atlantic Region, USA	84.75/0.99	77.5/0.99	83.5/0.99	86/17	81.5/14	85.25/13	70/1	72.5/0.98	87.5/19.5	79.75/0.99	30.943
56	199	Cailyn Flynn Inishfree : Mid Atlantic Region, USA	87/6	78/0.99	86/1	78/0.99	74/1	83/5	70.75/1.34	81.5/14.5	88/23.5	84.75/8	30.481

# OIREACHTAS RINCE NA CRUINNE 2024

## Result for Qualifying Competition 28A : Girls 15 - 16 - A

Number entered: 83 : Number danced: 82 : Number Recalled: 42 : IP = Irish Points (Grid Score) : \* Total excludes High and Low scores : FTC = Failed To Complete

			ROUND 1					ROUND 2					
			Mark Adams	Kerrie Connolly	Ann Gibbons	Fiona McCafferty-Gauthier	Mary Teresa McHugh	Sondra Greene	Brian McDermott	Kate O'Connor	Bernadette Trainor	Janice Young	
Rank	Entry	Name	Mark/IP	Mark/IP	Mark/IP	Mark/IP	Mark/IP	Mark/IP	Mark/IP	Mark/IP	Mark/IP	Mark/IP	TOTAL IP *
57	225	Lily Merkle Richens/Timm : Mid America Region, USA	88/11.5	83/23	82/0.98	76.2/0.99	66/0.98	84.75/11	71/4	74.5/0.99	84.5/1	88.25/21	29.458
58	279	Shauna Rooney O Flynn : Mid Atlantic Region, USA	89.6/31.5	78.8/1	81.25/0.98	84/12	80.5/12	79.8/0.99	69/0.98	72.5/0.98	86/6	80/0.99	27.945
59	137	Charlotte Fenwick McElvogue Academy : North East Region, England	84/0.98	77.5/0.99	78/0.97	86.6/20.5	85.25/23	80.5/1	69.75/0.99	73/0.99	79.5/0.98	81/0.99	25.418
60	181	Maya Kalmakoff Blakey O'Brien : Western Region, Canada	85.1/0.99	81.5/11.5	83/0.99	72/0.98	82.5/17	79/0.99	71.5/9.5	70/0.98	86.5/10.5	81.25/0.99	24.943
61	209	Kenya-Ocean McKay Nadine Martin Academy : North West Region, England	84.25/0.98	79/1	81.5/0.98	82.8/5	72/0.99	89.75/31	70.25/1	76.5/1	87.5/19.5	82.25/1	24.454
62	223	Mia Kelly Hooley School : Mid Atlantic Region, USA	84.75/0.99	82.5/18.5	85.5/1	87.2/28.5	74.5/1	81.75/1	69.5/0.99	77/1	79/0.98	78.5/0.98	23.452
63	125	Niamh Newlands Nadine Martin Academy : North West Region, England	85.25/0.99	83.25/24	83.75/0.99	79/1	73/1	79.5/0.99	71/4	71.5/0.98	89/30.5	85.5/11	18.959
64	261	Mollie Lahiffe Scoil Uí Ruairc : Cuige Mumhan, Eire	85.5/1	79.5/1	90.5/30.5	72/0.98	70.5/0.99	83.25/6	71.25/7	85.5/28.5	85.5/1.75	79.25/0.98	17.725
65	257	Olivia Barton O'Connor-Barton Irish Dance : United Arab Emirates	84.25/0.98	76.4/0.98	84.5/0.99	65/0.98	71/0.99	78.5/0.99	69.75/0.99	73/0.99	87/15	85.75/12	16.914
66	267	Alanna Deegan Claddagh : Western Region, USA	88.5/15.5	74.4/0.98	86.75/4.5	66/0.98	78.5/7	77.75/0.98	69.25/0.99	79.5/7.5	85.5/1.75	81.5/1	16.198
67	269	Claire Salazar Scariff Locklier Leonelli : Southern Region, USA	85.25/0.99	80.5/5.5	85.25/1	82.8/5	84/19	82.1/1	68.75/0.98	76.5/1	85/1	79/0.98	14.465
68	251	Cambrya Hobart Fisher-McLeod : Western Region, USA	90.75/45	75.5/0.98	86/1	80/1	73.25/1	77.25/0.98	70/1	80.75/12	80.5/0.98	84.5/6.5	11.458
69	217	Bonnie Kirkman Connolly : New Zealand	83.5/0.98	78.5/1	84.75/0.99	89/38	60/0.97	87.25/19	68.75/0.98	72/0.98	86/6	81.75/1	10.923
70	211	Eliani Carr-Betts Drake : Southern Region, USA	84.5/0.98	76/0.98	81/0.98	82.8/5	81/13	88.5/24	69.75/0.99	76/1	84/0.99	80.25/0.99	9.929

# OIREACHTAS RINCE NA CRUINNE 2024

## Result for Qualifying Competition 28A : Girls 15 - 16 - A

Number entered: 83 : Number danced: 82 : Number Recalled: 42 : IP = Irish Points (Grid Score) : \* Total excludes High and Low scores : FTC = Failed To Complete

			ROUND 1					ROUND 2					
			Mark Adams	Kerrie Connolly	Ann Gibbons	Fiona McCafferty-Gauthier	Mary Teresa McHugh	Sondra Greene	Brian McDermott	Kate O'Connor	Bernadette Trainor	Janice Young	
Rank	Entry	Name	Mark/IP	Mark/IP	Mark/IP	Mark/IP	Mark/IP	Mark/IP	Mark/IP	Mark/IP	Mark/IP	Mark/IP	TOTAL IP *
71	207	Isabel Barrios Clann Lir Academy : New England Region, USA	84/0.98	81/8.5	86.75/4.5	69/0.98	66.5/0.98	81.5/1	70.5/1	73.75/0.99	83/0.99	79/0.98	9.420
72	231	Gabrielle McGrath Egan School Ohio : Mid America Region, USA	89/20	78.5/1	84/0.99	64/0.97	65/0.98	91.5/39	67.75/0.98	78.5/3.5	84.5/1	77/0.98	8.418
73	253	Haley Pomeroy Rising Tide : Eastern Region, Canada	84.8/0.99	72/0.98	81.75/0.98	86.8/23	67.75/0.98	80.1/0.99	69.25/0.99	73.25/0.99	79/0.98	84.25/5	5.897
74	145	Genevieve Molnar Kavanagh Porter: USA and Ireland	83.5/0.98	77.6/0.99	85/1	70/0.98	74.75/1	77.5/0.98	68.25/0.98	73.5/0.99	85/1	78/0.98	5.890
75	281	Jessica Davies Lynagh : Queensland, Australia	84/0.98	76.6/0.98	80.25/0.98	80/1	65.5/0.98	80.25/1	68.5/0.98	76/1	75/0.98	82/1	5.890
76	247	Sienna Polloni Wilson-Bryson-Dennis School : Eastern Region, Canada	85/0.99	75/0.98	85.5/1	75/0.99	70/0.99	78.75/0.99	69/0.98	75/1	76.5/0.98	77.5/0.98	5.889
77	241	Teagan Lanemann Clarkson : Mid America Region, USA	83/0.97	70/0.97	82.5/0.98	74/0.99	63/0.98	76.5/0.98	70.75/1.34	72/0.98	80/0.98	79.5/0.99	5.860
78	219	Alexandra Morgan-Fizelle Duncan : South Africa	84.5/0.98	74/0.98	80.5/0.98	69/0.98	62/0.98	76/0.98	66.5/0.97	70.5/0.98	74/0.97	74.5/0.98	5.836
79	165	Charlotte Cooper Ramsay School : South Africa	83.75/0.98	73/0.98	78/0.97	70.2/0.98	61/0.98	69/0.97	67/0.98	69/0.98	76/0.98	74/0.97	5.830
80	135	Charlotte Gibson O'Hehir School : North East Region, England	85.75/1	71/0.98	79/0.98	60/0.97	60/0.97	70.25/0.98	68/0.98	68.5/0.98	77/0.98	75/0.98	5.829
FTC	169	Lily Mae Morris-Smith Nadine Martin Academy : North West Region, England	85.75/1	80.2/3	89.75/24.5	82/2	87/27	0/0	0/0	0/0	0/0	0/0	29.500
FTC	215	Darla Waters Murray Academy : New England Region, USA	0/0	0/0	0/0	0/0	0/0	0/0	0/0	0/0	0/0	0/0	0.000

# OIREACHTAS RINCE NA CRUINNE 2024

## Result for Qualifying Competition 28B : Girls 15 - 16 - B

Number entered: 83 : Number danced: 79 : Number Recalled: 42 : IP = Irish Points (Grid Score) : \* Total excludes High and Low scores : FTC = Failed To Complete

			ROUND 1					ROUND 2					
			Sondra Greene	Brian McDermott	Kate O'Connor	Bernadette Trainor	Janice Young	Mark Adams	Kerrie Connolly	Ann Gibbons	Fiona McCafferty-Gauthier	Mary Teresa McHugh	
Rank	Entry	Name	Mark/IP	Mark/IP	Mark/IP	Mark/IP	Mark/IP	Mark/IP	Mark/IP	Mark/IP	Mark/IP	TOTAL IP *	
1	146	Ceili Skelly Doherty Petri : USA and Ireland	93.75/100	86.5/75	99/100	98/100	99/100	96/75	97/100	97/100	94.2/70	97.5/100	575.000
2	254	Niamh Fox McNelis Cunningham : Cuige Uladh, Eire	93/65	87.5/100	98.5/75	96.5/75	95.5/65	94.75/60	93/60	96.25/60	94/60	97/75	395.000
3	172	Nicole O'Connor Hession : Cuige Chonnacht, Eire	89.5/41	75/31	95/53	92.5/43	89.75/32	90.5/34	95/65	96.75/75	90.8/37	96.5/65	283.000
4	236	Emily McEntire Cabe Academy : Cuige Laighean, Eire	87/30	76.5/38	96.5/56	91/33	95/60	91.75/39	84.75/36.5	95.25/47	94.4/100	95.25/53	266.000
5	280	Sarah Murray Gott-Hughton Academy : Western Region, Canada	82.5/16	83.5/60	87/39	93/48.5	91.5/41	92.5/47	87.5/45	94.25/39	94.2/70	92.75/36	259.500
6	186	Abi Larkin Doherty Petri : USA and Ireland	76.5/1	73.25/21.5	94.5/50	95/65	93.5/47	91.25/37	88/47	95.5/50	89.8/27	95/50	252.500
7	188	Grace Valentine O'Neill Blake : Cuige Laighean, Eire	92.5/60	77/41	84.25/35	94.5/60	94.5/53	92/43	84.5/34	95.75/53	88.2/12.5	78.5/1	243.500
8	248	Ellie Pecor Rince Na Tiarna : Mid Atlantic Region, USA	90.25/47	71.75/8.5	97.75/65	91/33	90.5/36	90.2/31	82.5/19.5	96.5/65	92.8/53	93.75/38.5	238.500
9	268	Jessica Davidson Doherty Petri : USA and Ireland	87.75/33	73.25/21.5	88/41	93/48.5	97/75	91/36	96/75	93.5/36	90.2/34	93.75/38.5	233.000
10	202	Keara Gill DeNogla Academy : Mid Atlantic Region, USA	84/21	84.75/65	97.5/60	90/25	93/45	87.5/1	82.5/19.5	92.75/31.5	92/45	95.5/56	226.000
11	216	Harper Good Lavin-Cassidy : Mid America Region, USA	85/24	75.25/32	83/32	91.5/35.5	94/50	95/65	83.25/26.5	93.25/34.5	92/45	92.5/35	214.000
12	278	Ava Bradley Hession : Cuige Chonnacht, Eire	87.25/31	71.5/6.5	79.5/23	94/54.5	87.25/26	92.75/50	81.2/9.5	92.75/31.5	93/56	94.5/45	206.500
13	218	Clara Lee Hession : Cuige Chonnacht, Eire	90/45	77.25/43	82/31	89/18	80.25/0.99	88.25/3.5	83.5/28.5	94.5/41	91/38.5	94.75/47	200.000

# OIREACHTAS RINCE NA CRUINNE 2024

## Result for Qualifying Competition 28B : Girls 15 - 16 - B

Number entered: 83 : Number danced: 79 : Number Recalled: 42 : IP = Irish Points (Grid Score) : \* Total excludes High and Low scores : FTC = Failed To Complete

			ROUND 1					ROUND 2					
			Sondra Greene	Brian McDermott	Kate O'Connor	Bernadette Trainor	Janice Young	Mark Adams	Kerrie Connolly	Ann Gibbons	Fiona McCafferty-Gauthier	Mary Teresa McHugh	
Rank	Entry	Name	Mark/IP	Mark/IP	Mark/IP	Mark/IP	Mark/IP	Mark/IP	Mark/IP	Mark/IP	Mark/IP	TOTAL IP *	
14	182	Olivia Omar Brooks : Southern Region, England	93.25/75	81.25/53	90/43	92/38	90/33.5	89.1/15.5	85.5/41	91.75/25.5	87.9/8.5	86/21.5	196.500
15	138	Kaitlin Mullins Callanan MacLoone O' Meara : Cuige Mumhan, Eire	88/34	82/56	75.5/6	88.5/15.5	86.25/23	85.25/0.98	92/56	91/19.5	91.2/41	94/41	174.000
16	192	Ella Rooney Cowhie Ryan McCole : Cuige Chonnacht, Eire	88.25/35	72.75/17	86/37	90.25/27.5	88.5/29	90.3/33	79.4/1	91.25/21.5	89.2/24	88.25/28	165.000
17	234	Leah Murphy Kiely-Walsh Academy : Cuige Mumhan, Eire	91/53	72/10.5	94/47	89.5/21.5	90/33.5	88.3/5.5	86/43	92/27.5	86.4/1	87.75/26	161.000
18	132	Dearbhla Clawson Ferry Academy : Cuige Uladh, Eire	81.25/13	72/10.5	77.5/14	88.5/15.5	90.75/37	97/100	90/53	91.5/23.5	87.8/6.5	93/37	156.000
19	128	Anastasia Corzine Kavanagh Porter: USA and Ireland	78.5/2	74/27	80.5/27	90.5/30	88/28	85.5/0.99	85/38	92/27.5	89.5/25	85/18	152.500
20	270	Nora Margaret Burns Francis Academy : Mid Atlantic Region, USA	81.75/15	74.75/30	77/12	85.5/1.5	86.5/24	91.8/41	81.4/11.5	90.75/17.5	91/38.5	94.25/43	148.000
21	282	Elizabeth Flaherty Harney Pender Keady Academy : New England Region, USA	90.5/50	70.75/1	71.5/0.99	82/0.99	90.25/35	92.25/45	84/31.5	95/45	88.5/17.5	91.5/34	147.484
22	152	Emily Sax The Michaela Hinds Academy : Eastern Region, Canada	92/56	74.5/29	86.5/38	87.5/11.5	92/43	89.25/17.5	81.5/14	89/1.5	92.5/50	79/1	143.000
23	176	Elen Cahill Ceim Oir : Southern Region, England	88.5/36	73.5/23.5	85/36	90.25/27.5	87.5/27	89.25/17.5	80.6/5	92.5/30	89.8/27	81/6	141.000
23	178	Natalie Petkovich Brosnan Academy : New South Wales, Australia	77.25/1	80.25/50	80/24.5	92.5/43	84.5/14.5	89.9/26.5	83.25/26.5	90/11	88.9/21.5	81.5/8	141.000
23	232	Sienna Skehill Celtic Hearts : Southern Region, England	71.5/0.98	76.75/39	92/45	92/38	85/17.5	88.75/12	84.25/33	94.75/43	86.6/1.5	78.25/1	141.000
26	198	Ellie Porter Kavanagh Porter: USA and Ireland	83.75/20	72.5/14.5	81.5/30	94/54.5	94.75/56	87.25/1	80.8/6.5	96/56	88.4/15	83.5/14	140.000

# OIREACHTAS RINCE NA CRUINNE 2024

## Result for Qualifying Competition 28B : Girls 15 - 16 - B

Number entered: 83 : Number danced: 79 : Number Recalled: 42 : IP = Irish Points (Grid Score) : \* Total excludes High and Low scores : FTC = Failed To Complete

			ROUND 1					ROUND 2					
			Sondra Greene	Brian McDermott	Kate O'Connor	Bernadette Trainor	Janice Young	Mark Adams	Kerrie Connolly	Ann Gibbons	Fiona McCafferty-Gauthier	Mary Teresa McHugh	
Rank	Entry	Name	Mark/IP	Mark/IP	Mark/IP	Mark/IP	Mark/IP	Mark/IP	Mark/IP	Mark/IP	Mark/IP	TOTAL IP *	
27	228	Emer Savage The Carson Academy : Cuige Uladh, Eire	89.75/43	74.25/28	73.75/1	86.5/6.5	89/30	91.5/38	81.4/11.5	89.25/3.5	90.4/36	85.5/20	132.000
28	264	Ciarra McCarthy McGahan Lees : Southern Region, England	76/1	75.5/33	83.5/33	92.5/43	85.5/20	88.6/9.5	81.5/14	93.75/37	85/0.99	85.25/19	128.500
29	168	Claire Harrington Brady Academy : New England Region, USA	89/38	76.25/36.5	84/34	92/38	85.75/21	86.25/0.99	89/50	90.5/15.5	86/1	77/0.99	125.982
30	276	Jola Rose Phelan De Barra Academy : Western Region, USA	88.75/37	72.25/12.5	76/7.5	84/1	89.5/31	93/53	84.6/35	89.75/8	88.4/15	86.5/23	124.000
31	154	Cara Sharkey Harrison : Scotland	80.5/10	72.75/17	80.5/27	91/33	84.75/16	88.75/12	83/24.5	94/38	89.8/27	82/9.5	123.500
32	124	Camden Dolvig Lavin-Cassidy : Mid America Region, USA	80.25/9	73.75/25.5	72/0.99	90.5/30	84.25/13	89.5/20	81/8	93/33	90/31	87/24	122.500
33	258	Sara Decriscio Triggle Academy : Southern Region, USA	84.5/22	75.75/34	72.75/1	90/25	87/25	89.6/22.5	84/31.5	89.5/5.5	88.5/17.5	80.5/5	117.500
34	194	Juliet Clay Inishfree : Southern Region, USA	76.25/1	71/1.34	80.5/27	87/9	81.5/1	90.1/29	85.25/39	90.75/17.5	92/45	90.5/32	111.330
35	160	Natalie Raff Hooley School : Mid Atlantic Region, USA	89.25/39	73/19.5	78.75/20	89.5/21.5	91/38.5	89/14	80.5/3.5	88.5/1	90.2/34	83/13	110.500
36	260	Marley Ervin Bell : Mid America Region, USA	87.5/32	69/0.98	73.5/1	89.5/21.5	84/11.5	93.5/56	84.75/36.5	93.25/34.5	85/0.99	79/1	105.992
37	196	Sorcha Hogan Kilkenny Lundy School : Netherlands	83.25/19	73.75/25.5	79.25/22	90/25	82.5/2.5	90.6/35	79.8/1	91.5/23.5	86.8/3	82/9.5	102.000
38	158	Roisin Tallon O'Hehir School : North East Region, England	85.75/26	78.75/47	78.5/18.5	89/18	82.75/4	87.75/1	83.5/28.5	87.75/1	88/10.5	88/27	100.996
39	272	Annabelle Elizabeth Chown Kanaley : New England Region, USA	83/18	71.25/4	77.25/13	82.5/0.99	84.5/14.5	89.55/21	82.7/22	90.25/13.5	89.9/29	83.75/15	89.500



# OIREACHTAS RINCE NA CRUINNE 2024

## Result for Qualifying Competition 28B : Girls 15 - 16 - B

Number entered: 83 : Number danced: 79 : Number Recalled: 42 : IP = Irish Points (Grid Score) : \* Total excludes High and Low scores : FTC = Failed To Complete

			ROUND 1					ROUND 2					
			Sondra Greene	Brian McDermott	Kate O'Connor	Bernadette Trainor	Janice Young	Mark Adams	Kerrie Connolly	Ann Gibbons	Fiona McCafferty-Gauthier	Mary Teresa McHugh	
Rank	Entry	Name	Mark/IP	Mark/IP	Mark/IP	Mark/IP	Mark/IP	Mark/IP	Mark/IP	Mark/IP	Mark/IP	Mark/IP	TOTAL IP *
40	170	Bridget Burke Bell : Mid America Region, USA	86.75/29	78/45	76.5/10.5	83.5/1	84/11.5	89.6/22.5	80.2/1.5	91.25/21.5	88.4/15	79/1	89.000
41	222	Penny Moffett McGee : Cuige Uladh, Eire	79.25/5.5	73.5/23.5	78/16.5	86/4	79.5/0.99	88.6/9.5	81.5/14	91.75/25.5	88.8/20	95.75/60	85.500
42	130	Samara Kalis Drake : Mexico	74/0.99	70.5/1	81/29	87.5/11.5	85.25/19	88.25/3.5	83/24.5	90.25/13.5	88.2/12.5	89/30	81.995
43	190	Aurora Murray Connick-Reid Academy : Southern Region, USA	81.5/14	71.25/4	76.25/9	88/13.5	85/17.5	88/1	82.6/21	91/19.5	84.6/0.99	90/31	77.999
44	224	Addison McAvoy Blackbird Academy : Mid America Region, USA	72.5/0.99	76.25/36.5	74/1	77.5/0.98	86/22	90.15/30	83.75/30	89/1.5	87/4	74.25/0.99	59.482
45	214	Emma Arsenault Goggin-Stewart : Eastern Region, Canada	79/4	72.75/17	80/24.5	88/13.5	91/38.5	87/0.99	78.8/1	90.5/15.5	85/0.99	79.75/1	57.982
46	212	Annabel Jalcovik Hughes-Farrelly : Mid America Region, USA	77/1	70.5/1	76.5/10.5	87/9	82/1	87.75/1	82.8/23	89.5/5.5	88/10.5	88.5/29	49.994
47	150	Maryn Nguyen Cashel Academy : Mid America Region, USA	82.75/17	71.75/8.5	73.5/1	83/0.99	83.25/7	90.25/32	79.5/1	88/1	89/23	74.5/0.99	41.486
48	144	Reeve Phelan De Barra Academy : Western Region, USA	86/27	72.5/14.5	74.5/2.5	83/0.99	78.25/0.98	89.75/24.5	80/1	86/0.99	84.5/0.99	86/21.5	41.472
49	274	Bridget Walsh Glendarragh : Midlands Region, England/Wales	78.75/3	70.25/1	68/0.98	80.5/0.99	81.25/1	88.1/2	82.2/17.5	88.75/1	88.6/19	84.75/17	39.470
50	126	Kenzie Drake Steel : Western Region, Canada	69.75/0.98	69.25/0.98	73.25/1	76/0.98	83.5/8.5	88.75/12	82/16	90/11	87.5/5	74/0.99	30.950
51	136	Jodii Maguire Linda Martyn : Cuige Chonnacht, Eire	73.75/0.99	71.25/4	78/16.5	91.5/35.5	82.25/1	86.5/0.99	78/0.99	92.25/29	87.8/6.5	73/0.99	29.976
52	140	Aislin Burke Turley Duggan : Midlands Region, England/Wales	84.75/23	68.5/0.98	72.25/0.99	82.5/0.99	83.75/10	89.75/24.5	79/1	84/0.98	86.2/1	84/16	29.965

# OIREACHTAS RINCE NA CRUINNE 2024

## Result for Qualifying Competition 28B : Girls 15 - 16 - B

Number entered: 83 : Number danced: 79 : Number Recalled: 42 : IP = Irish Points (Grid Score) : \* Total excludes High and Low scores : FTC = Failed To Complete

			ROUND 1					ROUND 2					
			Sondra Greene	Brian McDermott	Kate O'Connor	Bernadette Trainor	Janice Young	Mark Adams	Kerrie Connolly	Ann Gibbons	Fiona McCafferty-Gauthier	Mary Teresa McHugh	
Rank	Entry	Name	Mark/IP	Mark/IP	Mark/IP	Mark/IP	Mark/IP	Mark/IP	Mark/IP	Mark/IP	Mark/IP	Mark/IP	TOTAL IP *
53	148	Eva-Nicole Loy McGee : Cuige Uladh, Eire	85.5/25	73/19.5	70.5/0.99	86.5/6.5	78.75/0.99	88/1	74/0.98	84.75/0.98	85/0.99	76/0.99	29.936
54	210	Evie Burns Kelly Academy : Southern Region, USA	71/0.98	68.75/0.98	73/1	85/1	75/0.98	87.5/1	78.6/1	88.25/1	90/31	87.5/25	29.935
55	180	Siobhan Colley McCarron : Midlands Region, England/Wales	75.75/0.99	69.25/0.98	77.75/15	89.5/21.5	83.5/8.5	84.75/0.98	73/0.98	85.5/0.99	90.2/34	70.5/0.98	27.423
56	162	Cullan Handrick Bellator Academy : Mid America Region, USA	77.75/1	70/0.99	71.25/0.99	86/4	81/1	85.75/0.99	80.8/6.5	89.25/3.5	88.9/21.5	82.5/11	23.982
57	250	Liepa Cmukaite The Carson Academy Ulster/ Leinster : Cuige Laighean, Eire	73.5/0.99	69.5/0.99	69.5/0.98	84.5/1	80.5/1	88.3/5.5	82.2/17.5	89.75/8	82.5/0.98	81.25/7	23.460
58	164	Amelia Nash Scoil Uí Ruairc : Cuige Mumhan, Eire	81/12	72.25/12.5	74.25/1	85.5/1.5	80.5/1	87/0.99	77/0.99	89.75/8	83/0.98	78/1	17.465
59	262	Taylor Lewis Possak Hampshire : Western Region, Canada	79.25/5.5	70/0.99	70.25/0.98	81.5/0.99	80.75/1	87.8/1	79.5/1	87.25/0.99	90/31	82.75/12	16.960
60	174	Mila Kopacz Rince Na Tiarna : Mid Atlantic Region, USA	86.25/28	69.75/0.99	75/4.5	84.5/1	83/5.5	85.5/0.99	81.2/9.5	87.25/0.99	86.4/1	77.5/0.99	13.971
61	284	Mia Cooper Fox : New Zealand	80/8	69.75/0.99	78.5/18.5	78/0.98	81.75/1	88.5/7.5	76/0.99	85/0.98	85/0.99	72/0.98	12.935
62	184	Robin Deans Lyons : Western Region, USA	75.25/0.99	70.5/1	76/7.5	89/18	80.25/0.99	88.5/7.5	73/0.98	83/0.98	84.6/0.99	68/0.98	12.414
63	220	Teagan Giroux McLaughlin : Scotland	77.5/1	71.5/6.5	72/0.99	90.5/30	79.75/0.99	84.5/0.98	75.5/0.98	88/1	84.8/0.99	79.25/1	11.442
64	206	Rory Russo Harney Pender Keady Academy : Mid Atlantic Region, USA	78/1	76/35	70/0.98	83/0.99	83/5.5	86/0.99	79.2/1	87.5/0.99	86.5/1	91/33	10.472
65	142	Isabella Parent Costello Irish Dance : Eastern Region, Canada	78.25/1	71/1.34	72.5/1	86/4	80/0.99	90/28	80.5/3.5	83.5/0.98	86/1	78/1	8.807

# OIREACHTAS RINCE NA CRUINNE 2024

## Result for Qualifying Competition 28B : Girls 15 - 16 - B

Number entered: 83 : Number danced: 79 : Number Recalled: 42 : IP = Irish Points (Grid Score) : \* Total excludes High and Low scores : FTC = Failed To Complete

			ROUND 1					ROUND 2					
			Sondra Greene	Brian McDermott	Kate O'Connor	Bernadette Trainor	Janice Young	Mark Adams	Kerrie Connolly	Ann Gibbons	Fiona McCafferty-Gauthier	Mary Teresa McHugh	
Rank	Entry	Name	Mark/IP	Mark/IP	Mark/IP	Mark/IP	Mark/IP	Mark/IP	Mark/IP	Mark/IP	Mark/IP	TOTAL IP *	
66	156	Lois Cameron Loughran : North West Region, England	80.75/11	70.25/1	67.5/0.98	85/1	82.5/2.5	84.5/0.98	75/0.98	87/0.99	82/0.98	75/0.99	7.428
67	226	Kara Walsh Doherty Doherty Petri : USA and Ireland	73/0.99	69/0.98	74.5/2.5	78/0.98	76/0.98	88/1	76.5/0.99	90/11	83/0.98	80/2.5	7.419
68	208	Nora Connolly Brady Academy : New England Region, USA	72.25/0.99	70/0.99	70.5/0.99	82/0.99	80/0.99	89.1/15.5	80.2/1.5	86.75/0.99	82/0.98	71/0.98	6.417
69	266	Rebecca Riehle The Michaela Hinds Academy : Eastern Region, Canada	70.25/0.98	68.75/0.98	79/21	78.5/0.98	79.25/0.99	87.6/1	76.6/0.99	84/0.98	86.6/1.5	80.25/4	6.416
70	230	Rory Kipp McGrath Morgan Academy : Southern Region, USA	79.5/7	70.75/1	71/0.99	84/1	77/0.98	85.25/0.98	74.5/0.98	88.25/1	86.2/1	79/1	5.943
71	256	Erin Phillips Kelly Hendry : North East Region, England	75/0.99	69.5/0.99	68.5/0.98	81/0.99	81/1	86.75/0.99	75.8/0.98	87/0.99	84.6/0.99	76.5/0.99	5.912
72	166	Kimberly Botsford Carle : Mid Atlantic Region, USA	76.75/1	69.5/0.99	71/0.99	76/0.98	76.75/0.98	85.75/0.99	78.4/0.99	86.5/0.99	84.5/0.99	80/2.5	5.898
73	246	Katelyn Steele-Gage The Academy : Mid America and Western Australia	69.5/0.98	69.75/0.99	72.75/1	87/9	76.5/0.98	85.3/0.98	75.6/0.98	88.5/1	83.8/0.99	69.5/0.98	5.893
74	204	Bridie Berne Christine Ayres : Victoria, Australia	72/0.99	71/1.34	70/0.98	79/0.98	78/0.98	89.9/26.5	74/0.98	88.75/1	82.5/0.98	70.25/0.98	5.891
75	200	Clare Gramling Corda Mor : Mid America Region, USA	71.25/0.98	69.25/0.98	75/4.5	77/0.98	79/0.99	86/0.99	77.5/0.99	84.5/0.98	76/0.98	79.5/1	5.891
76	242	Colleen Woods DeNogla Academy : Mid Atlantic Region, USA	69.75/0.98	70.25/1	69.5/0.98	83.5/1	77.5/0.98	85.25/0.98	77.8/0.99	85/0.98	78/0.98	72.5/0.98	5.883
77	244	Aoibheann Waterstone Scoil Ard Rince : Queensland, Australia	69.25/0.98	68.5/0.98	72.5/1	80/0.99	74/0.98	89.3/19	76.8/0.99	87.5/0.99	78/0.98	68.5/0.98	5.874
78	240	Ana Gheorghe STEYsha School : Romania	69/0.98	68/0.98	69/0.98	79.5/0.98	75.5/0.98	84.75/0.98	77.2/0.99	83/0.98	87.9/8.5	69/0.98	5.854

# OIREACHTAS RINCE NA CRUINNE 2024

## Result for Qualifying Competition 28B : Girls 15 - 16 - B

Number entered: 83 : Number danced: 79 : Number Recalled: 42 : IP = Irish Points (Grid Score) : \* Total excludes High and Low scores : FTC = Failed To Complete

			ROUND 1					ROUND 2					
			Sondra Greene	Brian McDermott	Kate O'Connor	Bernadette Trainor	Janice Young	Mark Adams	Kerrie Connolly	Ann Gibbons	Fiona McCafferty-Gauthier	Mary Teresa McHugh	
Rank	Entry	Name	Mark/IP	Mark/IP	Mark/IP	Mark/IP	Mark/IP	Mark/IP	Mark/IP	Mark/IP	Mark/IP	TOTAL IP *	
79	252	Jessica Stewart AMDC : North East Region, England	70/0.98	68.25/0.98	64/0.98	74/0.98	78.5/0.99	84/0.98	72/0.98	83/0.98	72/0.98	60/0.98	5.832

