

Oireachtas Rince na Cruinne 2025



Results for Competition 28 : Girls 15 - 16

Adjudicators

Round 1

**Micael Hopkins
Patricia Murphy
Cian Ó'Nualláin
Julie Showalter-Marshall
Bernadette Weeks**

Round 2

**Orla Kelly
Julie Loughlin
Christine Maguire-Duignan
Jonathan McMorrow
Paula Woodgate**

Round 3

Jackie Kennedy

Kathleen Maguire-O'Shea	Maureen Miller
Margie Morgan	Grace Ann Coyle

Oireachtas Rince na Cruinne 2025

Final Result for Competition 28 : Girls 15 - 16

Notes: MW = World Medal winner : R = Recaller : Score = Judges marks : IP = Irish Points (Grid Score) : FTC = Failed To Complete : * All Totals exclude High and Low scores



			Micael Hopkins	Patricia Murphy	Cian ÓNualláin	Julie Showalter-Marshall	Bernadette Weeks	3rd Round Total (IP) *	Orla Kelly	Julie Loughlin	Christine Maguire-Duignan	Jonathan McMorrow	Paula Woodgate	3rd Round total (IP) *	Jackie Kennedy	Kathleen Maguire-O'Shea	Maureen Miller	Margie Morgan	Grace Ann Coyle	5th Round Total (IP) *	TOTAL IP *		
Card	Position @ recall	Final Place	Name/School	Status	ROUND 1 : Score/IP					ROUND 2 : Score/IP					ROUND 3 : Score/IP								
240	(1)	1	Faye ClarkeThe Carson Academy : Cuige Laighean, Eire	MW	97/65	94.5/100	94.5/100	98/100	92.45/50	265	97/58	97/100	96.25/75	93.25/50	90.2/47	183	86.25/41	91.5/75	98.5/53	99.75/100	93/29.5	169	617
272	(2)	2	Eirinn FeganDoherty Petri : USA & Ireland	MW	97.5/75	88/48.5	94/70	96.8/75	93.75/75	220	97.5/65	96/75	91.75/33	92.75/47	87.9/16	145	89/56	89.75/56	98.1/45	98.75/54.5	95/65	166.5	531.5
188	(6)	3	Hanna Mioduszewska Cabe Academy : Cuige Laighean, Eire	MW	91/47	82.1/11	85.5/13.5	92.7/28	93.05/56	88.5	98.5/75	92/47	94.5/50	97/100	86/0.99	172	94/100	90/60	99.2/100	99/60	94.9/60	220	480.5
142	(4)	4	McKenna Furst Doherty Petri : USA & Ireland	MW	92/50	94/75	93/58	96/65	91.25/32	173	99/100	80.4/0.97	87.75/12	93.5/54.5	91/75	141.5	81/22	92/100	97.1/32	99.5/75	94.8/56	163	477.5
200	(5)	5	Kate Lavelle Cowhie Ryan McCole : Cuige Chonnacht, Eire	MW	96/60	83.5/25	91.5/51.5	94.5/53	88.1/1.5	129.5	96/50	91/43	95.5/60	93.5/54.5	85.1/0.98	147.5	89.25/60	86.25/23	97.8/41	99.25/65	94.3/47	148	425
252	(3)	6	Amy DoyleDoherty Petri : USA & Ireland	MW	98/100	80.9/0.99	94/70	94.4/50	94/100	220	92.1/30.5	88.75/34	93/40	83.1/7	90.4/53	104.5	81.5/24	84/7	96.5/26	94/21	91.1/13.5	58.5	383
276	(8)	7	Bronagh O'LearyScoil Rince Ui Bhriain : Cuige Mumhan, Eire	MW	81.5/0.92	85/30	82/0.99	93.6/36.5	92.1/39	67.49	94/39.33	91.5/45	94.25/47	94/65	92/100	157	87.25/50	89.5/53	97.7/39	97/38.5	95.5/100	142	366.49
191	(7)	8	Brooke Shields Keegan Academy : North West Region, England	MW	93.5/53	81/1	89.5/35	94.8/60	92.3/43	131	88/0.98	93/53	96/65	94.5/75	86.2/0.99	118.99	84.75/37	86.5/26.5	98.8/58	95.75/32.5	92.8/27	96.5	346.49
154	(13)	9	Abi Cannon Kavanagh Porter: USA & Ireland	MW	89/31.5	80.4/0.98	90.5/43	94.3/47	92.4/46	120.5	96.5/53	92.5/50	87/8.5	82.1/1	85.7/0.99	59.5	83.75/34	88.25/38	98.8/58	96.75/37	95.3/75	133	313
143	(11)	10	Isabella Rose Zibe Kelly Hendry : North East Region, England	MW	88.5/28	91/60	90/38	89.2/3.5	91.5/34	100	89.9/11.5	93.5/56	92.7/36	93.75/60	85/0.98	103.5	84.25/36	87.5/34	97.4/35.5	96.25/35	90.9/11	104.5	308
294	(14)	11	Charley GilmurrayThe Carson Academy : Cuige Uladh, Eire	MW	88/21	93/65	87/22	90.5/10	92/38	81	97/58	86.3/19	88.75/17	92.6/45	89.3/33	97	86.5/44	87.5/34	96.9/30	97.5/44	89.1/6	108	286
259	(10)	12	Grace CampbellFerry Academy : Cuige Uladh, Eire	MW	88.75/30	89/56	90.25/40	94.6/56	92.4/46	142	88.7/1	83.75/1	92.75/37	87/32	90.1/45	70	91/75	89/44	94.7/8	89/8	91.1/13.5	65.5	277.5
134	(18)	13	Khloe Louise McConomy-Bradley MCBDA : Cuige Uladh, Eire	MW	83.5/0.96	87/43	85/9.5	94.1/40	89.25/15	64.5	87.8/0.98	89.75/38	91.2/30	84.1/16.5	89.5/35	81.5	82.25/28	89/44	98.9/65	96.5/36	94.5/50	130	276
221	(12)	14	Cadence Duncan Lorraine Duggan : Cuige Mumhan, Eire	MW	90.5/45	86.9/41	86.75/20.5	94.2/44	91.15/29.5	114.5	95.5/47	81.25/0.98	82.25/0.98	85.3/26	90.5/56	73.98	86/39	86.5/26.5	95.5/15.5	86/2	94.6/53	81	269.48
184	(16)	15	Eden Breslin Ferry Academy : Cuige Uladh, Eire	MW	87.5/14	80.5/0.99	87.5/24.5	94.2/44	90.1/21	59.5	94/39.33	87.5/28	94/45	92.5/43	81.1/0.93	110.33	82.75/30	87.5/34	99.1/75	92.95/16	93.3/33	97	266.83
170	(9)	16	Niamh Cullen Scoil Rince Clann McCaul : Cuige Uladh, Eire	MW	95/56	88/48.5	90.25/40	93.6/36.5	91.1/28	125	90.5/19.5	90/39	95/53	91/38	85/0.98	96.5	78.5/9	84.5/9	95.5/15.5	97.75/47	91.7/18	42.5	264
254	(15)	17	Lucy HurleyCowhie Ryan McCole : Cuige Mumhan, Eire	MW	90.3/42	81.8/8	89/32	91.8/20	88.15/4.5	60	94.5/43	87.75/29	93.5/43	84.3/19	89.9/39.33	111.33	81.75/25.5	83.5/5	96.1/22	94.5/24	89/5	51	222.33
177	(21)	18	Brooke CareyHarney Pender Keady Academy : New England Region, USA	MW	88.5/28	79.9/0.96	86.5/19	87.7/0.99	93.5/65	47.99	90.1/15	89/35	96.5/100	88.1/34	83.5/0.96	84	80.75/21	89/44	96.8/29	93.75/20	93.8/38	88	219.99
205	(17)	19	Roise Mae Henry Flynn O'Kane Academy : Cuige Mumhan, Eire	MW	88/21	85.9/36	91/47	93.1/33.5	76.25/0.92	90.5	88.5/0.99	86.5/20	85.5/1	88.5/36	90/43	57	80/16	85/12	97.9/43	92/12	94.2/45	71	218.5

Oireachtas Rince na Cruinne 2025

Final Result for Competition 28 : Girls 15 - 16

Notes: MW = World Medal winner : R = Recaller : Score = Judges marks : IP = Irish Points (Grid Score) : FTC = Failed To Complete : * All Totals exclude High and Low scores



Card	Position @ recall	Final Place	Name/School	Status	ROUND 1 : Score/IP					ROUND 2 : Score/IP					ROUND 3 : Score/IP					3rd Round Total (IP) *	5th Round Total (IP) *	TOTAL IP *	
					Micael Hopkins	Patricia Murphy	Cian ÓNualláin	Julie Showalter-Marshall	Bernadette Weeks	Orla Kelly	Julie Loughlin	Christine Maguire-Duignan	Jonathan McMorrow	Paula Woodgate	Jackie Kennedy	Kathleen Maguire-O'Shea	Maureen Miller	Margie Morgan	Grace Ann Coyle				
283	(20)	20	Roisin Kinsella-AlbaKinsella : Mid America Region, USA	MW	87/4.5	83/20.5	84/3.5	91.2/16	90.9/27	41	88.4/0.99	94/60	90.75/28	86.75/31	89.2/32	91	83/31	89/44	96.3/24	95.5/30	90.5/10	85	217
145	(24)	21	Ruby O ConnorCowie Ryan McCole : Cuige Chonnacht, Eire	MW	85.5/0.99	85.5/33	83.5/1	90.8/13.5	88.75/11	25.5	91.7/25.5	87.3/26	92.8/38	91.5/39	79.8/0.92	89.5	74/1.5	88/36.5	97.6/38	98.75/54.5	92.6/25	99.5	214.5
264	(23)	22	Orna CawleyFlynn O'Kane Academy : Cuige Laighean, Eire	MW	89.75/37	88.5/53	89.75/37	90/8.5	88.15/4.5	82.5	90.25/16	84.1/1	89.5/21	83/6	89.8/37	43	85/38	87/30	96.4/25	95.5/30	92.5/24	85	210.5
263	(19)	23	Caoimhe LoughranLoughran : North West Region, England	R	85.75/0.99	83.3/23	89.25/33	93/31.5	89.35/16	70.5	87.9/0.98	89.25/36	88.5/16	83.75/12	90.6/60	64	83.5/33	88.5/39	95.2/12	95.5/30	90/8	75	209.5
232	(29)	24	Maeve Dick The Michaela Hinds Academy : Eastern Region, Canada	R	83.75/0.96	86.5/39	76.75/0.95	86.7/0.98	83.3/0.97	2.91	92.5/33	86.75/21	93/40	81.5/0.99	88.5/24.5	78.5	87.5/53	86/19.5	98.4/50	97.25/41	93.4/34	125	206.41
176	(25)	25	Anna Borisenko Ceim Oir : Southern Region, England	R	88/21	77.8/0.92	73.25/0.92	93.9/38	88.4/9	30.92	80.5/0.91	95/65	91/29	91.75/41	79.5/0.92	70.92	81.25/23	91/65	97.5/37	94.75/25	93.5/35	97	198.84
230	(22)	26	Maeve Murphy Linda Martyn : Cuige Chonnacht, Eire	R	84.3/0.97	82.2/12	89.5/35	94.1/40	87.35/0.99	47.99	91/21	88.5/33	90.5/27	84.75/22	90.3/50	82	87/47	88/36.5	95.6/17	87/3.5	91/12	65.5	195.49
182	(35)	27	Caitlin DaPonte Goggin-Stewart : Eastern Region, Canada	R	86.5/1	84/26.5	82.75/0.99	93.2/35	88.9/12	39.5	89.6/7	86/15	86.5/5	84.8/23	79/0.91	27	82.5/29	86.5/26.5	98.2/47	98.5/50	94.1/43	119	185.5
179	(28)	28	Bronagh Enright Doherty Petri : USA & Ireland	R	84/0.97	87.5/45	87.25/23	93.1/33.5	91.75/35	91.5	81.25/0.91	80.5/0.97	80.5/0.96	84/15	84.1/0.97	2.9	79.75/14	87/30	97.3/34	95/26.5	94/41	90.5	184.9
194	(30)	29	Chloe McMahon Scoil Rince Ui Bhriain : Cuige Mumhan, Eire	R	87.25/7	82.7/17	88.25/29.5	87/0.99	85.6/0.98	24.99	92.4/32	85.5/13	87.5/11	89.5/37	82/0.94	56	80/16	87/30	97/31	94.25/22.5	93/29.5	82	162.99
172	(36)	30	Reese Gibbons Watt : Western Region, Canada	R	89/31.5	85.4/32	85.25/11.5	91.6/17.5	88.2/7.5	60.5	89/1	84/1	90/24.5	81.25/0.98	80/0.92	2.98	79.5/13	89.25/50	97.2/33	97/38.5	92.9/28	99.5	162.98
167	(42)	31	Ella Williams Joanne Kavanagh Academy : Cuige Laighean, Eire	R	89.5/35.5	81/1	79.25/0.97	91.6/17.5	93.1/60	54	80/0.91	83/0.99	80/0.95	85/24	79/0.91	2.86	74/1.5	86.5/26.5	96.7/28	97.5/44	93.9/39	93.5	150.35
257	(31)	32	Anna EnglishMcGrath School : Cuige Mumhan, Eire	R	86.75/1.75	85.8/35	81.75/0.98	75/0.91	91.3/33	35.73	91.2/23	88.25/32	80.5/0.96	81.3/0.99	88.1/20	43.99	81.75/25.5	87.25/32	95.9/20	85/1	92.2/22	67.5	147.22
280	(26)	33	Georgia WesternTrinity Studio : Western Australia	R	82/0.93	79/0.94	91.5/51.5	87.3/0.99	93/53	53.43	93/35	82.2/0.98	90.25/26	83.25/8.5	87.6/13	47.5	80.5/19.5	85/12	94.6/7	92.5/14	90.2/9	35	135.93
246	(34)	34	Layah Connolly McGee : Cuige Uladh, Eire	R	89.25/33.5	80.3/0.98	86/16.5	92.1/22	84.75/0.98	39.48	90.5/19.5	85.75/14	84.75/0.99	80.7/0.98	88.3/22	34.49	80/16	86.25/23	95.3/13	88/6	91.3/15	44	117.97
229	(27)	35	Scarlett PetrarcaMurray Academy : New England Region, USA	R	90.3/42	85.1/31	85.75/15	92.4/26.5	90.25/22	79.5	90/13.5	90.5/41	83.75/0.99	79.3/0.96	83.8/0.96	15.45	76/5.5	85/12	94.9/10	87/3.5	89.5/7	22.5	117.45
238	(40)	36	Caoimhe GormanDoherty Petri : USA & Ireland	R	88.3/25.5	86.1/38	88.5/31	86.7/0.98	82.95/0.96	57.48	81.8/0.92	79.25/0.96	85.25/1	84.5/20	83.3/0.96	2.91	82/27	86.25/23	95.4/14	93/17	91.5/16	56	116.4
158	(37)	37	Emer Hoyne Flynn O'Kane Academy : Cuige Laighean, Eire	R	83.25/0.96	76.3/0.9	85.5/13.5	87.8/0.99	86.9/0.99	2.93	86.5/0.96	87.4/27	89.2/19	83.9/14	90.9/65	60	76.25/7	86/19.5	94.5/5.5	95/26.5	93.6/36	53	115.93
147	(45)	38	Emma Kingsbury The Michaela Hinds Academy : Eastern Region, Canada	R	82.5/0.94	76.8/0.91	72.5/0.92	80.6/0.94	87.25/0.99	2.8	91.75/27	83.4/0.99	76.75/0.93	85.25/25	88.5/24.5	50.49	77.5/8	85.5/15.5	96/21	95.25/28	92.3/23	59.5	112.79

Oireachtas Rince na Cruinne 2025

Final Result for Competition 28 : Girls 15 - 16

Notes: MW = World Medal winner : R = Recaller : Score = Judges marks : IP = Irish Points (Grid Score) : FTC = Failed To Complete : * All Totals exclude High and Low scores




			Micael Hopkins	Patricia Murphy	Cian ÓNualláin	Julie Showalter-Marshall	Bernadette Weeks	3rd Round Total (IP) *	Orla Kelly	Julie Loughlin	Christine Maguire-Duignan	Jonathan McMorrow	Paula Woodgate	3rd Round total (IP) *	Jackie Kennedy	Kathleen Maguire-O'Shea	Maureen Miller	Margie Morgan	Grace Ann Coyle	5th Round Total (IP) *	TOTAL IP *		
Card	Position @ recall	Final Place	Name/School	Status	ROUND 1 : Score/IP					ROUND 2 : Score/IP					ROUND 3 : Score/IP								
180	(41)	39	Lucy Husband Onórach Mulhern Geraghty : USA & Ireland	R	87.5/14	77/0.91	88/27.5	80.8/0.94	87.9/1	15.93	93.6/37	88/30	79/0.95	83.6/11	84.2/0.97	41.97	80.5/19.5	86/19.5	95/11	92.75/15	93.1/31	54	111.9
284	(38)	40	Sarah GibsonConnick School of Irish Dance : Southern Region, USA	R	81/0.91	78.5/0.93	69/0.9	80/0.94	84/0.97	2.78	94/39.33	85.2/9	89.75/23	78.6/0.95	88.7/27	59	75/3	85/12	95.8/19	93.25/18	92.1/21	49	110.78
209	(49)	41	Evelyn Husband Onórach Mulhern Geraghty : USA & Ireland	R	87.25/7	81.7/7	88.25/29.5	81.6/0.94	91.15/29.5	43.5	83.2/0.93	75.75/0.93	82.75/0.98	81.1/0.98	82.5/0.95	2.86	83.25/32	84/7	97.4/35.5	92.25/13	91.6/17	62	108.36
130	(47)	42	Rowynn Vaske Celtic Steps : Western Region, USA	R	84.5/0.98	80.2/0.98	78/0.95	88/0.99	79/0.94	2.91	90.3/17	87.25/25	86.8/7	82.8/5	89.4/34	49	78.75/10	84/7	96.6/27	96/34	91.8/19	56	107.91
295	(43)	43	Moirá DalyLavin-Cassidy : Mid America Region, USA	R	90/38	82.4/14	72/0.92	85/0.97	92.25/41	52.97	88.5/0.99	84.2/1	84.2/0.99	80.75/0.98	89.9/39.33	2.98	80.25/18	83/3.5	94.5/5.5	95.75/32.5	92.7/26	49.5	105.45
256	(46)	44	Mary Claire WagnerLavin-Cassidy : Mid America Region, USA	R	88.3/25.5	80.4/0.98	81.25/0.98	90/8.5	90.5/23	32.48	86.8/0.96	79.5/0.96	87/8.5	85.75/28	87.4/11	20.46	90/65	85.75/17	96.2/23	90.5/11	88.5/2	51	103.95
269	(39)	45	Orla KeaneKeegan Academy : North West Region, England	R	87.5/14	81.5/4.5	84.75/8	85/0.97	90.65/24	26.5	92/29	85.1/8	82.5/0.98	82.75/4	88.4/23	35	79/11	85/12	95.7/18	93.5/19	88.7/4	41	102.5
233	(32)	46	Wiktoría Cieniawa Kavanagh Porter: USA & Ireland	R	86.75/1.75	84/26.5	86.75/20.5	92.8/29.5	91.8/36	76.5	83.8/0.94	75.25/0.93	81/0.96	84.25/18	85.4/0.98	2.88	84/35	83/3.5	94.8/9	90/9.5	88.5/2	22	101.38
171	(33)	47	Scarlett Bireley Kavanagh Porter: USA & Ireland	R	86/0.99	80.7/0.99	89.5/35	92.2/24	91.2/31	55.99	81/0.91	87/22	89.25/20	77.5/0.94	84/0.96	21.9	79.25/12	82/1.5	94.3/2.5	94.25/22.5	88.5/2	16.5	94.39
231	(48)	48	Acacia Olandesca Gott-Hughton Academy : Western Region, Canada	R	87.3/9.5	81.6/6	78.25/0.96	83.6/0.96	88.45/10	16.46	85.4/0.95	89.5/37	84.5/0.99	77.3/0.94	89.1/31	32.94	86.5/44	85.5/15.5	94.2/1	87.5/5	92/20	40.5	89.9
135	(44)	49	Kate Funk Shelley : Western Region, USA	R	88.5/28	79/0.94	81.5/0.98	79/0.93	87.95/1	2.92	91.7/25.5	88.1/31	90/24.5	82.3/1	86.6/1	51	76/5.5	86/19.5	94.4/4	90/9.5	93.7/37	34.5	88.42
141	(50)	50	Mary Porter Tir Na Greine : Southern Region, USA	R	87.5/14	86/37	87.5/24.5	77/0.92	83/0.96	39.46	87/0.97	79.2/0.96	84.75/0.99	76/0.92	84/0.96	2.89	75.75/4	82/1.5	94.3/2.5	88.5/7	93.2/32	13.5	55.85
227	(51)	51	Sophia Williams Kelly Hendry : North East Region, England		87.3/9.5	83/20.5	85/9.5	91.8/20	88.15/4.5	39	85.7/0.95	77.75/0.95	81.25/0.97	83.25/8.5	77.1/0.9	2.86							41.86
160	(52)	52	Ava Rose Folan McGahan Lees : Southern Region, England		85.75/0.99	80.9/0.99	78.75/0.96	93/31.5	87.4/0.99	2.98	86.9/0.96	84.3/2	89.6/22	84.1/16.5	88/18	36.5							39.48
249	(53)	53	Alyssa Saltzman Inis Cairde : Southern Region, USA		89.5/35.5	81.4/3	85.25/11.5	89.2/3.5	87.95/1	18	95/45	85/7	83/0.98	80.3/0.98	87.5/12	19.98							37.98
261	(54)	54	Kiley SudhalterHarney Pender Keady Academy : New England Region, USA		86.75/1.75	80.6/0.99	83.5/1	76/0.92	81.9/0.96	2.94	88.2/0.99	82.25/0.98	95.25/56	79.25/0.96	88.8/28	29.97							32.92
204	(55)	55	Poppy Hughes McGahan Lees : Southern Region, England		83.5/0.96	83.4/24	83/0.99	92.8/29.5	79.25/0.94	25.95	83.5/0.93	84.5/5	73/0.91	80.1/0.97	89/30	6.9							32.86
279	(56)	56	London WoodPossak Hampshire : Western Region, Canada		88/21	80.1/0.98	86/16.5	88.6/1	82/0.96	18.47	84.3/0.94	83.2/0.99	86.75/6	88.25/35	84.3/0.97	7.96							26.44
225	(57)	57	Sinead Lydon The Academy : Mid America & Western Australia		88/21	80.1/0.98	90.75/45	88.2/1	87.9/1	22.99	84.4/0.94	76.5/0.94	80.25/0.96	81.75/0.99	79.7/0.92	2.84							25.83

Oireachtas Rince na Cruinne 2025

Final Result for Competition 28 : Girls 15 - 16


Notes: MW = World Medal winner : R = Recaller : Score = Judges marks : IP = Irish Points (Grid Score) : FTC = Failed To Complete : * All Totals exclude High and Low scores

			Micael Hopkins	Patricia Murphy	Cian ÓNualláin	Julie Showalter-Marshall	Bernadette Weeks	3rd Round Total (IP) *	Orla Kelly	Julie Loughlin	Christine Maguire-Duignan	Jonathan McMorrow	Paula Woodgate	3rd Round total (IP) *	Jackie Kennedy	Kathleen Maguire-O'Shea	Maureen Miller	Margie Morgan	Grace Ann Coyle	5th Round Total (IP) *	TOTAL IP *	
Card	Position @ recall	Final Place	Name/School	Status	ROUND 1 : Score/IP					ROUND 2 : Score/IP					ROUND 3 : Score/IP							
156	(96)	94(T)	Stella CarangeloGoodwin : Mid Atlantic Region, USA		88/21	76.1/0.9	76.5/0.94	79/0.93	84.5/0.98	2.85	88.7/1	72.2/0.91	79.8/0.95	81.7/0.99	86/0.99	2.94						5.79
197	(94)	94(T)	Sile Ní Mhaonaigh Coleman : Cuige Chonnacht, Eire		87.5/14	81.2/1	83.25/1	82/0.95	85.95/0.98	2.98	82.3/0.92	73.75/0.92	79.5/0.95	78.75/0.95	82/0.94	2.81						5.79
228	(95)	94(T)	Jayne Broderick Brady Academy : Western Region, Canada		86.3/0.99	80/0.97	81.5/0.98	86/0.98	85.4/0.98	2.94	86.5/0.96	76.75/0.94	80/0.95	81/0.98	77.8/0.9	2.85						5.79
262	(97)	97	Delaney PartridgeKavanagh Porter: USA & Ireland		83.3/0.96	85.7/34	77.5/0.95	86/0.98	74.1/0.91	2.89	86.6/0.96	80.75/0.97	74.5/0.92	79/0.95	88.6/26	2.89						5.77
132	(98)	98(T)	Aubrey Joy Schleyer Trinity Academy : Mid America Region, USA		82/0.93	77.9/0.92	80/0.97	79/0.93	81/0.95	2.82	88/0.98	76.2/0.94	81.8/0.97	83.8/13	84.9/0.98	2.93						5.75
146	(99)	98(T)	Darci Rogers Magennis Academy : Southern Region, USA		81.25/0.92	76.9/0.91	79.75/0.97	81/0.94	84.1/0.97	2.83	87.6/0.98	70.2/0.9	80.45/0.96	81.5/0.99	86.6/1	2.92						5.75
189	(101)	100(T)	Eve Tyler Kavanagh Porter: USA & Ireland		86.25/0.99	81.9/9	68.75/0.9	83/0.96	75/0.91	2.86	82.5/0.92	83.5/0.99	83/0.98	78/0.94	83/0.95	2.87						5.74
251	(100)	100(T)	Chloe Murphy McDonnell Mortalo : Cuige Laighean, Eire		81/0.91	79.5/0.95	76/0.94	72/0.89	82.15/0.96	2.81	83.3/0.93	84.25/1	80.75/0.96	80.2/0.97	88.2/21	2.93						5.74
190	(102)	102	Dervla Mairéad Armour Curley Brennan : Cuige Laighean, Eire		85.5/0.99	81.5/4.5	76.25/0.94	78/0.93	73.9/0.9	2.86	84.5/0.94	81/0.97	82/0.97	79.6/0.96	80.5/0.93	2.88						5.73
140	(103)	103(T)	Karlie Maurizio Kavanagh Porter: USA & Ireland		81.5/0.92	78/0.92	70/0.91	84/0.96	86.1/0.98	2.81	79.5/0.9	79.1/0.96	82.2/0.97	81.5/0.99	84/0.96	2.9						5.71
203	(104)	103(T)	Elodie Jowitt Alisha Cowman Academy : North West Region, England		81.75/0.93	80.4/0.98	79.75/0.97	76.7/0.92	79.75/0.95	2.84	86.5/0.96	72.25/0.91	82.5/0.98	81.6/0.99	80.7/0.93	2.86						5.71
138	(107)	105(T)	Keira Chapple Halloran : New South Wales, Australia		84.75/0.98	76.5/0.9	73.5/0.92	78/0.93	87/0.99	2.83	86.9/0.96	80.4/0.97	76/0.93	77/0.93	84.6/0.98	2.86						5.7
270	(106)	105(T)	Sophia ChapmanWatters : Southern Region, USA		83.75/0.96	80/0.97	76.75/0.95	74/0.91	75.65/0.92	2.83	88.4/0.99	82.1/0.98	79.75/0.95	76.25/0.93	81.9/0.94	2.87						5.7
297	(105)	105(T)	Maeve BoucekOnórach Mulhern Geraghty : USA & Ireland		80.75/0.91	79.1/0.95	63.5/0.89	81/0.94	82/0.96	2.8	90.4/18	78.1/0.95	81.5/0.97	80/0.97	84.4/0.97	2.91						5.7
157	(109)	108(T)	Makena McMillonCeltic Steps : Western Region, USA		81.5/0.92	76.2/0.9	69.5/0.91	85.8/0.98	77.25/0.93	2.76	87.9/0.98	73.2/0.92	80.7/0.96	81.3/0.99	87/6	2.93						5.69
237	(110)	108(T)	Ellie Brophy Corless Academy : Cuige Mumhan, Eire		82.3/0.94	79.3/0.95	82.5/0.99	77/0.92	70.15/0.89	2.81	89.8/9.5	78.75/0.96	77.75/0.94	79.8/0.96	83.7/0.96	2.88						5.69
248	(108)	108(T)	Lucy Smith Scoil Rince Saoirse : Mid Atlantic Region, USA		84/0.97	80/0.97	78.75/0.96	86.7/0.98	79.75/0.95	2.9	80.3/0.91	76.1/0.94	75.25/0.92	77.25/0.93	82.6/0.95	2.79						5.69
174	(114)	111(T)	Madison Watson Rochester Academy : Mid Atlantic Region, USA		81/0.91	80/0.97	78.5/0.96	73.6/0.9	79.75/0.95	2.82	89.5/6	82/0.98	71/0.9	80.25/0.97	72/0.89	2.86						5.68

Oireachtas Rince na Cruinne 2025

Final Result for Competition 28 : Girls 15 - 16


Notes: MW = World Medal winner : R = Recaller : Score = Judges marks : IP = Irish Points (Grid Score) : FTC = Failed To Complete : * All Totals exclude High and Low scores

			Micael Hopkins	Patricia Murphy	Cian ÓNualláin	Julie Showalter-Marshall	Bernadette Weeks	3rd Round Total (IP) *	Orla Kelly	Julie Loughlin	Christine Maguire-Duignan	Jonathan McMorrow	Paula Woodgate	3rd Round total (IP) *	Jackie Kennedy	Kathleen Maguire-O'Shea	Maureen Miller	Margie Morgan	Grace Ann Coyle	5th Round Total (IP) *	TOTAL IP *	
Card	Position @ recall	Final Place	Name/School	Status	ROUND 1 : Score/IP					ROUND 2 : Score/IP					ROUND 3 : Score/IP							
242	(112)	111(T)	Lyla- Rose O'Hehir O'Hehir School : North East Region, England		83/0.95	80/0.97	83.5/1	84/0.96	75.9/0.92	2.89	83.6/0.93	85.3/11.5	73.5/0.92	74/0.91	82.2/0.95	2.79						5.68
245	(111)	111(T)	Madelyn ShannonTrinity Academy : Mid America Region, USA		80/0.9	79.3/0.95	80/0.97	82.6/0.95	77.1/0.93	2.83	91.5/24	80.25/0.97	76.75/0.93	78.5/0.94	81.6/0.94	2.85						5.68
253	(113)	111(T)	Isabella BaconHerlihy Burgoine : Southern Region, England		82.5/0.94	79/0.94	79.25/0.97	74/0.91	80.25/0.95	2.84	84.2/0.94	77.5/0.95	75.75/0.93	79.4/0.96	89.9/39.33	2.84						5.68
268	(115)	111(T)	Caitlin CondonClann Lir Academy : New England Region, USA		84/0.97	79.8/0.96	78.25/0.96	77/0.92	72.9/0.9	2.84	85.3/0.95	77.1/0.94	69.75/0.9	78.5/0.94	83.4/0.96	2.84						5.68
226	(116)	116(T)	Cora Edwards McGing : Mid America Region, USA		82/0.93	79.6/0.96	68/0.9	84/0.96	72.3/0.9	2.79	87.2/0.97	81.75/0.98	78.75/0.94	79.8/0.96	79.6/0.92	2.88						5.67
244	(117)	116(T)	María Fernanda Díaz Torres Celtica Dance Academy : Mexico	Aisling	84.3/0.97	78.6/0.93	75.25/0.94	83.6/0.96	72.85/0.9	2.83	90/13.5	77.25/0.95	77.25/0.94	75.5/0.92	83.2/0.95	2.84						5.67
202	(118)	118	Lillian Stock Brady Campbell : Mid America Region, USA		84.3/0.97	80.3/0.98	82/0.99	73.5/0.9	76.5/0.92	2.88	82.8/0.93	69/0.9	77/0.93	80.5/0.98	80.2/0.93	2.79						5.66
129	(121)	119(T)	Victoria Fox Clark Academy : Mid America Region, USA		81.75/0.93	80.3/0.98	71.5/0.91	82/0.95	76/0.92	2.8	87.5/0.97	77.2/0.95	77.2/0.94	70.5/0.89	88/18	2.85						5.65
186	(120)	119(T)	Mya McMillon Celtic Steps : Western Region, USA		86/0.99	77/0.91	75.75/0.94	82.6/0.95	77/0.93	2.82	86/0.95	78.5/0.95	81.75/0.97	74.5/0.91	80.1/0.93	2.83						5.65
211	(122)	119(T)	Gemma HullCeltic Steps : Western Region, USA		85.3/0.99	78.6/0.93	78/0.95	75/0.91	80.2/0.95	2.84	89.2/3	69.5/0.9	80.75/0.96	78.6/0.95	77.2/0.9	2.81						5.65
222	(119)	119(T)	Bridget Stover Lavin-Cassidy : Mid America Region, USA		80.5/0.9	84.1/28	75.25/0.94	82.8/0.95	84.1/0.97	2.86	82/0.92	71.75/0.91	83.5/0.98	76.25/0.93	82.7/0.95	2.79						5.65
250	(123)	119(T)	Vivian DiNota DeNogla Academy : Mid Atlantic Region, USA		82.5/0.94	78.3/0.93	83/0.99	84.8/0.97	85.95/0.98	2.89	79.8/0.9	73.1/0.92	74.75/0.92	75/0.91	87/6	2.75						5.65
151	(124)	124	Molly Collins Turley Duggan : Cuige Chonnacht, Eire		85.25/0.98	77.6/0.92	68.5/0.9	85.7/0.97	69/0.89	2.8	82.5/0.92	82.4/0.99	69.25/0.9	78.7/0.95	84.2/0.97	2.84						5.64
247	(125)	125	Olivia Mason AMDC : North East Region, England		82.75/0.95	79.4/0.95	73/0.92	86/0.98	71.95/0.9	2.82	82.1/0.92	74.1/0.92	78.25/0.94	78.8/0.95	81.8/0.94	2.8						5.63
201	(127)	126(T)	Molly Morrison Teelin School : Southern Region, USA		82/0.93	78.4/0.93	68.25/0.9	72.7/0.9	87.25/0.99	2.77	78/0.9	73.5/0.92	84.25/0.99	80.8/0.98	83/0.95	2.85						5.62
265	(128)	126(T)	Katie MartinRince Na Sonas : Mid Atlantic Region, USA		82.5/0.94	78/0.92	81.75/0.98	73/0.9	86.95/0.99	2.85	87.3/0.97	72.1/0.91	79/0.95	72/0.9	78.6/0.91	2.77						5.62
266	(126)	126(T)	Kinley BarnettConnolly Irish Dance : Western Region, USA		83/0.95	79.6/0.96	71.5/0.91	79/0.93	78.1/0.94	2.82	91.1/22	74.1/0.92	73.25/0.91	76/0.92	82.8/0.95	2.8						5.62
139	(130)	129(T)	India Gallo O'Sullivan : Mid Atlantic Region, USA		81/0.91	78.1/0.93	68/0.9	83/0.96	90/19.5	2.8	83.5/0.93	78.2/0.95	76.2/0.93	76/0.92	84/0.96	2.81						5.61

Oireachtas Rince na Cruinne 2025

Final Result for Competition 28 : Girls 15 - 16


Notes: MW = World Medal winner : R = Recaller : Score = Judges marks : IP = Irish Points (Grid Score) : FTC = Failed To Complete : * All Totals exclude High and Low scores

			Micael Hopkins	Patricia Murphy	Cian ÓNualláin	Julie Showalter-Marshall	Bernadette Weeks	3rd Round Total (IP) *	Orla Kelly	Julie Loughlin	Christine Maguire-Duignan	Jonathan McMorrow	Paula Woodgate	3rd Round total (IP) *	Jackie Kennedy	Kathleen Maguire-O'Shea	Maureen Miller	Margie Morgan	Grace Ann Coyle	5th Round Total (IP) *	TOTAL IP *	
Card	Position @ recall	Final Place	Name/School	Status	ROUND 1 : Score/IP					ROUND 2 : Score/IP					ROUND 3 : Score/IP							
214	(129)	129(T)	Anna Galvin Clann Lir Academy : New England Region, USA		83.75/0.96	78.9/0.94	77/0.95	77.1/0.93	87.9/1	2.85	83.1/0.93	70.5/0.91	76.5/0.93	70.5/0.89	81.7/0.94	2.76						5.61
133	(131)	131	Aine MahonyBurke Connolly Academy : Southern Region, USA		80.25/0.9	79.1/0.95	82.5/0.99	74/0.91	76.75/0.93	2.78	89.3/4	72.1/0.91	71.5/0.91	71/0.9	86.7/1	2.82						5.6
155	(132)	132(T)	Eabha Doherty Watkins : Queensland, Australia		82.5/0.94	76.9/0.91	74.5/0.93	82/0.95	71/0.89	2.78	86.9/0.96	78.2/0.95	72.4/0.91	74.75/0.91	82/0.94	2.81						5.59
207	(132)	132(T)	Erin Dixon Loughran : North West Region, England		83.25/0.96	79/0.94	74.25/0.93	77/0.92	89.75/18	2.83	87.5/0.97	72.75/0.92	71.25/0.9	77.75/0.94	78.5/0.91	2.76						5.59
234	(134)	132(T)	Matilda Gold Brosnan Academy : New South Wales, Australia		87.5/14	76/0.9	81.5/0.98	72/0.89	75.85/0.92	2.79	86.3/0.95	71.5/0.91	69/0.89	77/0.93	85.2/0.98	2.79						5.59
149	(135)	135	Ella LedwidgeLoughran : North West Region, England		81.75/0.93	76/0.9	81.75/0.98	76/0.92	73/0.9	2.75	87.2/0.97	74.2/0.93	68.25/0.89	78/0.94	85.4/0.98	2.83						5.58
241	(136)	136	Beatrice Ryan Elbadri McAuley Baird : Cuige Laighean, Eire		80.75/0.91	79.6/0.96	74/0.93	85.9/0.98	71.75/0.89	2.79	84/0.94	77/0.94	81.25/0.97	71.2/0.9	76.7/0.89	2.78						5.57
192	(137)	137(T)	Sophia Rose Vrbancic Trinity Academy : Mid America Region, USA		82.5/0.94	82.6/16	67.5/0.9	86.9/0.98	75.85/0.92	2.84	79/0.9	70/0.9	68.5/0.89	78.2/0.94	79.1/0.92	2.72						5.56
196	(137)	137(T)	Autumn Fuerst Scoil Rince Saoirse : Mid Atlantic Region, USA		83/0.95	77.5/0.92	74.75/0.93	88.9/2	82.95/0.96	2.85	76/0.89	68.5/0.9	71.5/0.91	77.1/0.93	79/0.91	2.72						5.56
198	(137)	137(T)	Lulu Simons Beglan Academy : Mid America Region, USA		81/0.91	74/0.89	69.75/0.91	85.6/0.97	81.75/0.95	2.78	84.7/0.94	74.75/0.93	78.5/0.94	74/0.91	79/0.91	2.79						5.56
199	(140)	137(T)	Lily BolgerMatthews : Midlands Region, England/Wales		80.25/0.9	82.3/13	66.25/0.9	81.6/0.94	73.95/0.91	2.75	85/0.94	75.5/0.93	78/0.94	75.25/0.92	81.3/0.93	2.81						5.56
173	(142)	141(T)	Ajiana Waters McLaughlin : Scotland		85/0.98	78.4/0.93	81.25/0.98	72/0.89	76.9/0.93	2.84	79/0.9	74/0.92	68/0.89	76.75/0.93	74/0.89	2.71						5.55
193	(141)	141(T)	Bella Liu Blakey O'Brien : Western Region, Canada		80.75/0.91	79/0.94	71/0.91	84.3/0.97	76.9/0.93	2.78	81.3/0.91	76.25/0.94	76/0.93	72/0.9	81.5/0.94	2.77						5.55
168	(145)	143(T)	Marygrace Kennedy DeNogla Academy : Mid Atlantic Region, USA		81/0.91	77.5/0.92	79/0.96	78/0.93	86.5/0.98	2.81	82/0.92	75/0.93	72.5/0.91	72.3/0.9	78/0.91	2.73						5.54
181	(146)	143(T)	Macey Leigh MackayMcQuade : Scotland		81.75/0.93	76.7/0.9	80/0.97	74/0.91	74/0.91	2.75	68/0.89	81.5/0.98	81.5/0.97	75.5/0.92	78.9/0.91	2.8						5.54
271	(143)	143(T)	Genevieve TroyMcGonagle School of Irish Dance : New England		82/0.93	75/0.89	75.5/0.94	72/0.89	74/0.91	2.73	78.3/0.9	70.1/0.9	84/0.99	75.75/0.92	87.8/15	2.81						5.54
281	(144)	143(T)	Isabelle MimickCorda Mor : Mid America Region, USA		80/0.9	78/0.92	71/0.91	73/0.9	77/0.93	2.74	81.7/0.92	80.2/0.97	74.25/0.92	76/0.92	84.4/0.97	2.81						5.54
162	(151)	147(T)	Danika Smith Sue Fay Healy : Eastern Region, Canada		70/0.89	75.1/0.89	73.75/0.93	77/0.92	78.25/0.94	2.74	86/0.95	80.4/0.97	70.5/0.9	77.25/0.93	77.3/0.9	2.79						5.53

Oireachtas Rince na Cruinne 2025

Final Result for Competition 28 : Girls 15 - 16

Notes: MW = World Medal winner : R = Recaller : Score = Judges marks : IP = Irish Points (Grid Score) : FTC = Failed To Complete : * All Totals exclude High and Low scores

			Micael Hopkins	Patricia Murphy	Cian ÓNualláin	Julie Showalter-Marshall	Bernadette Weeks	3rd Round Total (IP) *	Orla Kelly	Julie Loughlin	Christine Maguire-Duignan	Jonathan McMorrow	Paula Woodgate	3rd Round total (IP) *	Jackie Kennedy	Kathleen Maguire-O'Shea	Maureen Miller	Margie Morgan	Grace Ann Coyle	5th Round Total (IP) *	TOTAL IP *	
Card	Position @ recall	Final Place	Name/School	Status	ROUND 1 : Score/IP					ROUND 2 : Score/IP					ROUND 3 : Score/IP							
183	(149)	147(T)	Zofia Cintron Marie Moore : Mid Atlantic Region, USA		81.5/0.92	79.9/0.96	77.25/0.95	71.6/0.89	76.5/0.92	2.8	81.5/0.91	72/0.91	75/0.92	73/0.91	78.1/0.91	2.73						5.53
220	(150)	147(T)	Megan YoungRobinson SA : South Africa		84.5/0.98	80/0.97	74.5/0.93	83/0.96	70.1/0.89	2.86	71.1/0.89	66.5/0.89	67.75/0.89	72.4/0.9	76.1/0.89	2.67						5.53
239	(147)	147(T)	Lilia Smith Turley Duggan : Midlands Region, England/Wales		81.75/0.93	77.1/0.91	66/0.89	74/0.91	76.3/0.92	2.74	88.3/0.99	63.5/0.89	75.5/0.92	72/0.9	84/0.96	2.79						5.53
260	(148)	147(T)	Amy WilliamsonInternational Dance Affair : Queensland, Australia		81.3/0.92	80.5/0.99	75/0.93	76.3/0.92	83.4/0.97	2.82	78.5/0.9	69.5/0.9	72.75/0.91	70/0.89	80/0.92	2.71						5.53
236	(152)	152	Anya Ayub Onórach Mulhern Geraghty : USA & Ireland		80/0.9	79.4/0.95	78.5/0.96	74/0.91	76.1/0.92	2.78	82.6/0.92	65/0.89	76.25/0.93	68.5/0.89	85.3/0.98	2.74						5.52
148	(153)	153	Nele Leinweber O'Kelly Academy : Austria		82.25/0.94	79.2/0.95	70.5/0.91	73/0.9	72/0.9	2.75	85.2/0.95	70.3/0.9	69.5/0.9	75/0.91	87/6	2.76						5.51
293	(154)	154	Ireland BeckettMcGing : Mid America Region, USA		79.5/0.89	75.2/0.89	65/0.89	73/0.9	70/0.89	2.68	86.3/0.95	78/0.95	70.25/0.9	73.5/0.91	86.1/0.99	2.81						5.49
223	(155)	155	Zoe Elliott-Forster Doyle Academy : New Zealand		81.3/0.92	78/0.92	72/0.92	72.5/0.9	71.9/0.89	2.73	79.5/0.9	73.25/0.92	77.5/0.94	76/0.92	77.6/0.9	2.75						5.48
165	(157)	156(T)	Livia Micheline AMDC : North East Region, England		70.5/0.89	79/0.94	72.75/0.92	80/0.94	77/0.93	2.79	75/0.89	68/0.89	81.75/0.97	71/0.9	76/0.89	2.68						5.47
285	(156)	156(T)	Coco GibbonsClann Cara Academy : Midlands Region, England		79.5/0.89	77.3/0.92	67/0.9	76/0.92	77/0.93	2.73	80.2/0.91	77.1/0.94	68.75/0.89	71/0.9	84.5/0.97	2.74						5.47
161	(158)	158	Carrie Cassarello Inishfree : Mid Atlantic Region, USA		80.25/0.9	80.6/0.99	65.5/0.89	72/0.89	76/0.92	2.71	87.6/0.98	68.75/0.9	70.5/0.9	74/0.91	80/0.92	2.73						5.44
166	(159)	159	Marissa Nixon Nugent : Mid America Region, USA		79.5/0.89	78/0.92	69.25/0.91	73.6/0.9	84.25/0.97	2.74	73/0.89	71/0.91	81/0.96	71.3/0.9	76.5/0.89	2.7						5.43
210	(160)	160(T)	Maddie Cedrone Graham : Eastern Region, Canada		80/0.9	76/0.9	64.5/0.89	72.6/0.9	73/0.9	2.69	87.7/0.98	67/0.89	79.25/0.95	69.5/0.89	75.9/0.89	2.73						5.42
217	(161)	160(T)	Molly Rose Allan Inchigeelagh O'Gorman : North East Region, England		80.3/0.9	78.8/0.94	72.5/0.92	82/0.95	71/0.89	2.76	71/0.89	62/0.89	65.5/0.89	68/0.89	77/0.89	2.66						5.42
275	(162)	162	Ashleigh ChapmanRobinson SA : South Africa		79/0.89	76/0.9	62/0.89	72/0.89	75/0.91	2.68	83.4/0.93	68.75/0.9	71.5/0.91	73/0.91	79.9/0.92	2.73						5.41
164	(164)	163(T)	Erin Nobbs Robinson SA : South Africa		79/0.89	75/0.89	66.5/0.9	76/0.92	70/0.89	2.67	69/0.89	65/0.89	70/0.9	68/0.89	77/0.89	2.67						5.34
215	(163)	163(T)	Roza Nowak ISTA School : Poland		81.75/0.93	74.5/0.89	69/0.9	71/0.89	67/0.89	2.68	73.2/0.89	63.5/0.89	67.5/0.89	68.25/0.89	78/0.91	2.67						5.34
212	(165)	165	Pia Bauer Cunningham Academy : Austria		79.5/0.89	73/0.89	63/0.89	71/0.89	72.95/0.9	2.66	85.2/0.95	63/0.89	67/0.89	68.5/0.89	76.8/0.89	2.67						5.33

Thank you for choosing www.feisresults.com