

Oireachtas Rince na Cruinne 2025



Results for Competition 27 : Girls 16 - 17

Adjudicators

Round 1

**Jackie Kennedy
Kathleen Maguire-O'Shea
Maureen Miller
Margie Morgan
Grace Ann Coyle**

Round 2

**Ciaron Brooks
Sinead Brooks
Dearbhla Fay
Katie Maguire-McMorrow
David Moore**

Round 3

Miceal Hopkins


**Patricia Murphy
Julie Showalter-Marshall**

**Cian Ó'Nualláin
Bernadette Weeks**

Oireachtas Rince na Cruinne 2025

Final Result for Competition 27 : Girls 16 - 17


Notes: MW = World Medal winner : R = Recaller : Score = Judges marks : IP = Irish Points (Grid Score) : FTC = Failed To Complete : * All Totals exclude High and Low scores

			Jackie Kennedy	Kathleen Maguire-O'Shea	Maureen Miller	Margie Morgan	Grace Ann Coyle	3rd Round Total (IP) *	Ciaran Brooks	Sinead Brooks	Dearbhla Fay	Katie Maguire-McMorrow	David Moore	3rd Round total (IP) *	Miceal Hopkins	Patricia Murphy	Cian Ó'Nualláin	Julie Showalter-Marshall	Bernadette Weeks	5th Round Total (IP) *	TOTAL IP *		
Card	Position @ recall	Final Place	Name/School	Status	ROUND 1 : Score/IP				ROUND 2 : Score/IP				ROUND 3 : Score/IP										
272	(3)	1	Mya Toal-AllenDoherty Petri : USA & Ireland	MW	90/65	88/36.5	99.8/60	99.2/62.5	95.5/75	187.5	98/70	96/70	97.4/65	94/100	98/70	210	97.75/75	84.9/47	96/100	97.2/65	94.75/100	240	637.5
173	(2)	2	Ceili SkellyDoherty Petri : USA & Ireland	MW	91/75	89.75/75	100/100	99.2/62.5	96/100	250	97.5/60	95/60	94.8/39	93.9/75	97/60	180	96.5/56	90/65	95/65	94.5/39	94.5/75	186	616
159	(1)	3	Bláithín Mohan Scoil Rince Clann McCaul : Cuige Uladh, Eire	MW	89.5/60	88.75/53	99.9/70	99.5/100	89/0.98	183	98.5/100	98/100	98.8/100	92.5/60	98/70	270	90/24	78.5/14	94/60	97/56	92/36	116	569
128	(4)	4	Niamh FoxThe Carson Academy : Cuige Uladh, Eire	MW	92/100	89/56	97.9/29.5	99.3/75	90.1/1	160.5	98/70	96/70	88.2/0.97	92/54.5	99/100	194.5	93.5/37.5	91/100	91.75/47	96.8/53	92.75/43	143	498
270	(5)	5	Sophie Nicole GillespieMCBDA : Cuige Uladh, Eire	MW	81/1.25	89.5/62.5	99.9/70	98/42	93.2/38	142.5	93.7/11	90.75/36.5	95/44	93/65	90/46	126.5	98/100	89.5/60	92/51.5	98/100	92.85/45	211.5	480.5
234	(7)	6	Emma Cronin Kiely-Walsh Academy : Cuige Mumhan, Eire	MW	84/38	87/22.5	98/31.5	97.7/38	95/65	107.5	95.6/41	93/50	97.2/60	87.75/29	95/53	144	95.5/50	90.5/75	92.5/56	95.3/45	91.25/33	151	402.5
156	(6)	7	Ellie Pecor Rince Na Tiarna : Mid Atlantic Region, USA	MW	89/56	89.5/62.5	99.6/53	96.4/23	93.9/47	156	95/31.5	90.25/33	93.7/28	91/50	88/35.5	100	89/22	81/30	95.5/75	96/47	93.5/53	130	386
129	(9)	8	Emily McEntire Cabe Academy : Cuige Laignean, Eire	MW	88/53	88.5/46.25	98.2/35	91.7/5	90/1	86.25	87.8/0.94	88.5/23	96/53	92/54.5	87.7/28	104	97.5/65	80.7/27	86.25/22	92.4/29	93.9/65	121	311.25
242	(10)	9	Claire Harrington Brady Academy : New England Region, USA	MW	82.3/20.5	88/36.5	88.7/0.95	87.4/0.97	91.7/20	41.47	97.25/56	92.75/47	95/44	89.8/39	96/56	147	94/39	76.8/5	91.5/45	97.1/60	91.1/32	116	304.47
267	(11)	10	Gianna NiemanThe Academy : Mid America & Western Australia	MW	80.4/0.99	87.25/28	99.7/56	96.5/24	92.4/29	81	95.25/35	92/43	90.7/9	88/33.5	87/24	92.5	94.5/41	84.5/45	92/51.5	95/42	92.3/39	128	301.5
190	(15)	11	Abigail Schaub Short : Mid Atlantic Region, USA	MW	84.15/41	88/36.5	95.7/13	95.7/18	92/24	78.5	94.65/22.5	89.25/27.5	93.2/24.5	84.3/0.98	89.91/43	74.5	94.75/43	85/50	87/25	93.5/34.5	87.95/24	102.5	255.5
275	(8)	12	Shannon MoranOnórach Mulhern Geraghty : USA & Ireland	MW	83.15/33.5	85.75/0.99	97.7/27	98.1/45	86.9/0.94	61.49	95.9/47	93.5/56	98.4/75	90/44	89/37	147	86.5/13.5	79.4/19	79/3	92.6/30	83.5/11	43.5	251.99
197	(16)	13	Keara GillDeNogla Academy : Mid Atlantic Region, USA	MW	78.9/0.96	87.25/28	85.1/0.93	93/11	94/50	39.96	95.05/33.5	89/25.5	95.4/47	88.2/36	77.94/0.98	95	93/35.5	81.5/33	90/36.5	94/37	92.5/41	109	243.96
142	(25)	14	Nuala Dougherty Avoca Irish Dance : Western Region, USA	MW	82.85/27	85/0.97	99.2/48.5	87.6/0.97	89.3/0.98	28.95	94.9/29	88/19.5	91.5/16	90/44	79/0.99	64.5	96/53	84.2/41	90.75/41	96.3/50	93.25/50	141	234.45
138	(13)	15	Sienna Skehill Celtic Hearts : Southern Region, England	MW	82.65/23.5	87.5/31.5	92.6/0.99	96.3/22	87.1/0.94	46.49	95.8/44	91/38.5	88.7/0.98	90.2/47	87.94/33.5	116	90.5/26.5	80.4/25	83.75/14	95/42	84.25/14	65.5	227.99
238	(18)	16	Mary Cate BradishMullane Godley : Mid America Region, USA	MW	82.5/22	87.25/28	92.8/0.99	97/29	89.1/0.98	50.99	96/50	93.25/53	91.4/15	86/10.5	76.9/0.96	75.5	87.75/19	79.1/17	90.5/39	97.3/75	92.1/37	95	221.49
281	(14)	17	Tilly BrownTrainor : Southern Region, England	MW	81.45/10	88/36.5	90.5/0.97	98/42	87.6/0.95	47.47	95.8/44	91/38.5	85.7/0.95	89.9/41	87.94/33.5	113	85.5/8	81.1/31	84.25/16	93.3/33	77/2	55	215.47
239	(23)	18	Sarah Murray Gott-Hughton Academy : Western Region, Canada	MW	83/31.5	87/22.5	95.9/15.5	97.9/39	93.6/45	93	93.14/1	85.25/0.99	87.1/0.96	85/1	83.93/10	2.99	95.25/47	82/35	90/36.5	93.5/34.5	93.6/56	118.5	214.49
257	(17)	19	Emer SavageThe Carson Academy : Cuige Uladh, Eire	MW	85.1/50	86.75/17	96.8/19.5	98.5/56	91.8/21	90.5	94/14	89/25.5	88/0.97	84.85/0.99	88/35.5	40.49	89.5/23	78.9/15	87.25/26	94.4/38	79.75/6	64	194.99

Oireachtas Rince na Cruinne 2025

Final Result for Competition 27 : Girls 16 - 17


Notes: MW = World Medal winner : R = Recaller : Score = Judges marks : IP = Irish Points (Grid Score) : FTC = Failed To Complete : * All Totals exclude High and Low scores

																							
		Jackie Kennedy	Kathleen Maguire-O'Shea	Maureen Miller	Margie Morgan	Grace Ann Coyle	3rd Round Total (IP) *	Ciaran Brooks	Sinead Brooks	Dearbhla Fay	Katie Maguire-McMorrow	David Moore	3rd Round total (IP) *	Miceal Hopkins	Patricia Murphy	Cian Ó'Nualláin	Julie Showalter-Marshall	Bernadette Weeks	5th Round Total (IP) *	TOTAL IP *			
Card	Position @ recall	Final Place	Name/School	Status	ROUND 1 : Score/IP					ROUND 2 : Score/IP					ROUND 3 : Score/IP								
124	(20)	20	Avery Condon Harney Pender Keady Academy : New England Region, USA	MW	81.75/13	90/100	97.4/25.5	97.4/34	92.6/31	90.5	88.5/0.95	85.5/1	88.3/0.97	87.9/30.5	87.2/25	26.97	86/10	84.3/43	90.25/38	84.2/4	88.25/27	75	192.47
273	(19)	21	Chelsea O'Connor Rea O'Connor Kennedy : Western Region, US	R	81.95/14	84/0.95	96.8/19.5	81.8/0.92	90.7/8	22.95	97/53	92.5/45	92.5/20	85/1	87.93/32	97	86/10	82.5/36	88/28.5	91.9/26	86/18	72.5	192.45
153	(28)	22	Abi Larkin Doherty Petri : USA & Ireland	R	82.95/30	86/1.5	90.7/0.98	97.4/34	93/35.5	65.5	94.2/19	85.75/1	90.3/2.5	84/0.97	86.01/22	22.5	86.5/13.5	84/39	91/43	89/18.5	93/47	100.5	188.49
126	(29)	23	Caoimhe Ward Angela O'Connor Academy : Southern Region, England	R	81/1.25	83/0.93	98.1/33.5	97.2/31	89.7/0.99	33.24	93.5/8	90.5/34.5	93/23	87/23.5	79.8/0.99	54.5	95/45	81.9/34	86.75/24	92.9/31	89.25/29	94	181.74
195	(12)	24	Tara Fox O'Hare : Western Australia	R	80.35/0.99	88.5/46.25	99/42	96.2/21	92/24	87	93.35/5	87/11.5	94.6/38	88.3/37	87.92/31	79.5	83/2	75/1	78/2	90.2/21	81/8	12	178.5
244	(27)	25	Kaitlin Mullins Callanan MacLoone O' Meara : Cuige Mumhan, Eire	R	85/47	85/0.97	93.8/2.5	82.5/0.93	91.1/13.5	16.97	95.44/39	85.25/0.99	94.2/33.5	86.9/21	85.76/18	72.5	93.5/37.5	78.1/12	89/32.5	86.3/8	91.85/35	79.5	168.97
201	(24)	26	Grace Valentine O'Neill Blake : Cuige Laighean, Eire	R	79/0.96	87/22.5	86.1/0.93	91/1	90/1	2.96	88.35/0.95	91.25/41	92.8/22	87.7/28	90.92/50	91	91/28.5	80.5/26	85.5/19	92.3/28	84.5/15	73	166.96
236	(31)	27	Harper GoodLavin-Cassidy : Mid America Region, USA	R	79.5/0.97	88.25/41	96.9/21	81.6/0.92	91.6/19	40.97	91.74/0.98	86.5/6	94.9/41	88/33.5	75.9/0.95	40.48	91.5/30	87.5/56	85.75/20	91.6/24	88.75/28	82	163.45
224	(21)	28	Juliet Clay Inishfree : Southern Region, USA	R	75.3/0.93	87.5/31.5	86.7/0.94	86.7/0.96	92.7/32	33.4	95.35/37	84.25/0.99	95.7/50	86.3/14	86.1/23	74	97/60	76.9/6	84.5/17	92/27	78/3	50	157.4
214	(40)	29	Annabel Jalcovik Hughes-Farrelly : Mid America Region, USA	R	82/16	85/0.97	84.6/0.92	90.8/1	88.8/0.97	2.94	92.65/0.99	78.75/0.95	94.4/36	87/23.5	87.89/29	53.49	93/35.5	83.5/38	83.5/13	83.4/1	92.25/38	86.5	142.94
246	(35)	30	Elizabeth Flaherty Harney Pender Keady Academy : New England Region, USA	R	84.1/39	86.75/17	87.6/0.94	87.1/0.96	94.5/60	56.96	93.54/9	82/0.97	90.9/11	85.8/7.5	79.15/0.99	17.49	92.75/34	76.7/4	88.5/30	90.4/22	84/13	65	139.45
147	(34)	31	Caoimhe Leahy McGrath School : Cuige Mumhan, Eire	R	79.95/0.98	84/0.95	98.6/36.5	97.6/37	94.4/56	74.48	92.6/0.99	85.25/0.99	84.8/0.94	87.9/30.5	77.9/0.98	2.96	84.5/6	79/16	84/15	93/32	89.5/30	61	138.44
260	(30)	32	Tali Mathes Michael Patrick Gallagher : Western Region, USA	R	82.9/28.5	87/22.5	98.1/33.5	95.1/13	89.3/0.98	64	92/0.98	81/0.97	94.5/37	82.7/0.95	86/20.5	22.45	91/28.5	79.2/18	81.5/6.5	87.8/13	86.5/20	51	137.45
209	(47)	33	Daisey Pleass Caba Academy : Cuige Laighean, Eire	R	80.1/0.98	84/0.95	90.1/0.96	90.5/0.99	92/24	2.94	92.95/1	84.75/0.99	93.2/24.5	86.75/18.5	90/46	44	90.25/25	80.9/29	86.5/23	93.7/36	93.75/60	90	136.94
134	(44)	34	Penny Moffett McGee : Cuige Uladh, Eire	R	82.75/25.5	86.5/11.5	97.4/25.5	95.2/14	89.4/0.98	51	90.75/0.97	73/0.91	87.5/0.97	83.6/0.96	86/20.5	2.9	92.25/32	81.3/32	89.75/35	88.9/16.5	86.25/19	83	136.9
132	(45)	35	Isla Morrison Grace Kennedy : North West Region, England	R	83.15/33.5	86/1.5	97.3/23.5	96.7/26	87.3/0.95	51	86.5/0.94	81.25/0.97	86.7/0.96	80/0.92	85.8/19	2.86	92/31	80.3/24	88.75/31	89/18.5	85.5/17	73.5	127.36
211	(50)	36	Callan Munselle Celtic Irish Dance Academy : Western Region, USA	R	74/0.92	82/0.92	90.2/0.97	86.3/0.96	92.9/34	2.84	93.15/1.5	83.75/0.98	93.9/30	86/10.5	89.8/39	42	92.5/33	80.1/23	82.5/10	91.7/25	88.1/26	74	118.84
186	(38)	37	Caoibhe Holland McCleary Stephanie Power : Cuige Chonnacht, Eire	R	84.65/43	85/0.97	97.3/23.5	89.6/0.99	90.15/1	25.49	94.15/18	86.75/8.5	93.6/27	85.8/7.5	77.05/0.97	34	87.3/17	79.5/20	86/21	88.6/14	88/25	58	117.49
146	(32)	38	Ruby Mears Curley Brennan : Cuige Laighean, Eire	R	81.35/6	86/1.5	98.7/38	82.9/0.93	92.3/28	35.5	90.8/0.97	89.25/27.5	93.8/29	86.4/15	76.23/0.96	43.47	83.5/3	80/22	80/4	86.7/10	91.5/34	36	114.97

Oireachtas Rince na Cruinne 2025

Final Result for Competition 27 : Girls 16 - 17

Notes: MW = World Medal winner : R = Recaller : Score = Judges marks : IP = Irish Points (Grid Score) : FTC = Failed To Complete : * All Totals exclude High and Low scores

				Jackie Kennedy	Kathleen Maguire-O'Shea	Maureen Miller	Margie Morgan	Grace Ann Coyle	3rd Round Total (IP) *	Ciaran Brooks	Sinead Brooks	Dearbhla Fay	Katie Maguire-McMorrow	David Moore	3rd Round total (IP) *	Miceal Hopkins	Patricia Murphy	Cian Ó'Nualláin	Julie Showalter-Marshall	Bernadette Weeks	5th Round Total (IP) *	TOTAL IP *		
Card	Position @ recall	Final Place	Name/School	Status	ROUND 1 : Score/IP				ROUND 2 : Score/IP				ROUND 3 : Score/IP											
177	(26)	39	Ava KruegerMurray Academy : New England Region, USA	R	82.3/20.5	86.5/11.5	99.2/48.5	90.7/1	89.7/0.99	33	94.95/30	77.75/0.94	94.1/32	85.1/3	87.32/26	59	84/4	77/7	82/8	86.2/7	87/21	22	114	
187	(46)	40	Clara Lee Coleman : Cuige Chonnacht, Eire	R	78.45/0.96	88.5/46.25	89.3/0.96	98.2/47	88.6/0.97	48.17	93.95/13	82.75/0.98	89.1/0.98	83.9/0.97	75.23/0.94	2.93	86.25/12	86/53	89.5/34	88.9/16.5	79/4	62.5	113.6	
140	(41)	41	Inge Schultz Celtic Steps : Western Region, USA	R	79.95/0.98	87/22.5	94.8/8	98.3/50	90.8/9	39.5	91.6/0.98	90/31.5	91/12	85/1	81.5/3	16	87/15.5	80.8/28	89/32.5	86.9/11	83.75/12	55.5	111	
167	(22)	42	Teagan Giroux McLaughlin : Scotland	R	83.95/37	86.5/11.5	88.2/0.95	97.4/34	87.6/0.95	46.45	95/31.5	89.75/30	85.8/0.95	87.5/27	77.05/0.97	57.97	81/1	76/2	72/1	84/2.5	80/7	5.5	109.92	
127	(42)	43	Anayo Tanaka Fegan Academy : Cuige Laighean, Eire	R	82/16	85.5/0.98	97.2/22	91.2/2	86.2/0.92	18.98	94.1/15.5	88/19.5	83.7/0.94	88/33.5	75.3/0.95	35.95	88/20.5	78.3/13	82.25/9	90/20	87.75/23	53.5	108.43	
208	(49)	44	Natalie Petkovich Brosnan Academy : New South Wales, Australia	R	79.9/0.98	84.25/0.96	86/0.93	86.9/0.96	93.5/43	2.9	95.4/38	83.25/0.98	97/56	85.1/3	79.62/0.99	41.99	88/20.5	79.9/21	87.5/27	87.6/12	87.5/22	63.5	108.39	
232	(36)	45	Aoibheann Mulgrew The Carson Academy : Cuige Uladh, Eire	R	83.9/36	86.5/11.5	91.7/0.98	97.5/36	89.8/0.99	48.49	95.05/33.5	87/11.5	85.6/0.95	84/0.97	79.62/0.99	13.47	90.5/26.5	77.9/10	83.25/12	90.6/23	83/10	45	106.96	
154	(39)	46	Leah Murphy Kiely-Walsh Academy : Cuige Mumhan, Eire	R	82.65/23.5	85/0.97	94.2/6	83.5/0.94	91.4/16	22.97	94.7/24	81/0.97	86.9/0.96	86.7/17	85.11/16	33.97	87/15.5	78/11	85/18	84/2.5	91/31	44.5	101.44	
237	(33)	47	Maeve Vermette Forbes : New England Region, USA	R	81/1.25	88/36.5	91.8/0.99	85.4/0.95	90.9/10	12.23	95.34/36	78.25/0.95	91.7/17	86.2/13	89.45/38	66	85/7	77.8/9	81/5	86.5/9	79.5/5	21	99.23	
182	(43)	48	Charlotte O'Brien Lavin-Cassidy : Mid America Region, USA	R	80.45/0.99	87.75/33	96.2/17	90.6/1	93.4/41	51	92.85/0.99	85.5/1	86.2/0.96	84.85/0.99	83/7	2.98	84.25/5	83/37	83/11	85.2/6	85/16	33	86.98	
175	(37)	49	Emily Rohan Fleming Ball : Cuige Mumhan, Eire	R	79/0.96	87/22.5	96.3/18	89.5/0.99	94.3/53	41.49	94.6/21	80.75/0.96	92/18	84.75/0.99	77.19/0.97	19.96	86/10	76.5/3	88/28.5	85/5	82/9	24	85.45	
217	(48)	50	Kara Walsh DohertyDoherty Petri : USA & Ireland	R	76.1/0.93	85.5/0.98	93/1	98.4/53	93.3/39	40.98	92.35/0.99	87.5/17.5	82.7/0.93	82.6/0.94	81.24/2	3.93	87.5/18	77.5/8	81.5/6.5	88.7/15	76/1	29.5	74.41	
268	(51)	51	Ellie PorterKavanagh Porter: USA & Ireland		76/0.93	86.25/6.5	90.2/0.97	81.4/0.91	92.8/33	8.39	91.75/0.98	90/31.5	90.6/8	84/0.97	87.5/27	35.98							44.37	
133	(52)	52	Emma Arsenault Goggin-Stewart : Eastern Region, Canada		81.35/6	85.5/0.98	99.1/45	83/0.93	88.2/0.96	7.95	94.5/20	86/1.33	94/31	82/0.94	85/15	36.33							44.28	
188	(53)	53	Samara Kalis Drake : Mexico	Aisling	82.15/18.5	86/1.5	98.6/36.5	95.4/16	89.7/0.99	36	89.65/0.96	86.5/6	89.3/0.98	86.75/18.5	79.3/0.99	7.97							43.97	
256	(54)	54	Ebony NasimCaroline Greene School : Scotland		83/31.5	86/1.5	92/0.99	97.3/32	90.3/1.5	34.5	91/0.97	82/0.97	87/0.96	84/0.97	75/0.94	2.91							37.4	
249	(55)	55	Eva-Nicole Loy McGee : Cuige Uladh, Eire		80/0.98	87.25/28	88.8/0.95	83.3/0.93	92.2/26.5	28.43	94.84/27.5	80/0.96	90.5/6	84.5/0.99	81.03/1	7.99							36.42	
152	(56)	56	Moirá Salgado HayesGott-Hughton Academy : Western Region, Canada		81.55/12	86.25/6.5	98.9/39	83.2/0.93	91.3/15	33.5	90.9/0.97	76.25/0.93	86.1/0.95	82.9/0.95	73.25/0.93	2.84							36.34	
262	(57)	57	Jola Rose PhelanDe Barra Academy : Western Region, USA		80.6/1	81/0.91	84.1/0.92	86.8/0.96	87.4/0.95	2.83	90.1/0.96	86.5/6	93.5/26	88/33.5	80/1	33							35.82	

Oireachtas Rince na Cruinne 2025

Final Result for Competition 27 : Girls 16 - 17

Notes: MW = World Medal winner : R = Recaller : Score = Judges marks : IP = Irish Points (Grid Score) : FTC = Failed To Complete : * All Totals exclude High and Low scores



Card	Position @ recall	Final Place	Name/School	Status	Jackie Kennedy	Kathleen Maguire-O'Shea	Maureen Miller	Margie Morgan	Grace Ann Coyle	3rd Round Total (IP) *	Ciaran Brooks	Sinead Brooks	Dearbhla Fay	Katie Maguire-McMorrow	David Moore	3rd Round total (IP) *	Míceal Hopkins	Patricia Murphy	Cian Ó'Nualláin	Julie Showalter-Marshall	Bernadette Weeks	5th Round Total (IP) *	TOTAL IP *	
					ROUND 1 : Score/IP					ROUND 2 : Score/IP					ROUND 3 : Score/IP									
179	(58)	58	Julia Hannon McNulty : Mid America Region, USA		80.65/1	85.5/0.98	95.9/15.5	87.8/0.97	89.4/0.98	2.96	94.1/15.5	83/0.98	91.3/14	87.2/26	80.36/1	30.5								33.46
139	(59)	59	Ellery Neely The Academy : Mid America & Western Australia		82.75/25.5	86.5/11.5	93.2/1	80.2/0.9	90.3/1.5	14	90.3/0.97	87/11.5	94.3/35	83.9/0.97	82/5.5	17.97								31.97
143	(60)	60	Esther Smith Ward-Mallinson : North West Region, England		83.55/35	85.75/0.99	90.4/0.97	96.8/27	88.7/0.97	28.96	82.6/0.93	74/0.92	84.3/0.94	79.75/0.91	78.9/0.99	2.78								31.74
245	(61)	61	Maria Mannion McLaughlin : Scotland		78/0.95	86/1.5	90.9/0.98	85/0.94	85.5/0.92	2.87	94.14/17	87/11.5	90.5/6	86/10.5	77.03/0.97	28								30.87
192	(62)	62	Emily Sax The Michaela Hinds Academy : Eastern Region, Canada		77/0.94	85/0.97	98/31.5	96.6/25	86.6/0.93	26.91	89.85/0.96	78.25/0.95	88.6/0.98	80/0.92	87.9/30	2.88								29.8
269	(63)	63	Jodii MaguireLinda Martyn : Cuige Chonnacht, Eire		78.9/0.96	82/0.92	90.3/0.97	87.3/0.97	89.6/0.99	2.89	93.75/12	80.75/0.96	90/1	87/23.5	84/11.5	24.5								27.39
180	(64)	64	Ruby Rattigan Walshe Academy : Cuige Chonnacht, Eire		79.95/0.98	84/0.95	90.4/0.97	88.4/0.98	88.6/0.97	2.91	94.65/22.5	88.75/24	83.9/0.94	79.95/0.91	76/0.95	24.39								27.31
219	(65)	65	Bridget Burke Bell : Mid America Region, USA		79.5/0.97	83/0.93	87/0.94	81/0.91	90.4/3	2.84	93.6/10	86.25/3.5	94.2/33.5	83/0.96	83.47/8	21.5								24.34
198	(66)	66	Maeve Monteith Harney Pender Keady Academy : New England Region, USA		80.1/0.98	86.5/11.5	85.2/0.93	92.9/10	88/0.96	11.95	93.45/7	77.25/0.94	90.4/4	84.7/0.99	89.81/41	11.99								23.93
160	(67)	67	Iona Darby O'Reilly Bransfield : Cuige Laighean, Eire		72/0.91	84/0.95	95.6/11	84.5/0.94	91.9/22	12.89	93.1/1	84.5/0.99	90.1/1	88.6/38	83.9/9	11								23.89
207	(68)	68	Cambrya Hobart Fisher-McLeod : Western Region, USA		78.5/0.96	88/36.5	84.1/0.92	92/8	91/11.5	20.46	93.15/1.5	82.5/0.98	89.6/0.99	84.4/0.98	75.16/0.94	2.95								23.4
158	(69)	69	Aine Whiting Christine Ayres : Victoria, Australia		82/16	84.5/0.96	95.7/13	89.1/0.98	90.5/5	18.98	78.9/0.92	77.5/0.94	80.1/0.91	84.5/0.99	72.1/0.92	2.78								21.76
240	(70)	70	Addison McAvoy Blackbird Academy : Mid America Region, USA		80.3/0.99	84/0.95	82.4/0.91	95/12	89.9/0.99	2.93	92.34/0.98	84.5/0.99	92.2/19	86.5/16	75.29/0.95	17.97								20.91
185	(71)	71	Olivia Barton O'Connor-Barton Irish Dance : United Arab Emirates		79.55/0.97	84/0.95	87.5/0.94	88.2/0.98	87.1/0.94	2.87	94.84/27.5	87.25/15	89.9/1	84/0.97	73.2/0.93	16.97								19.84
206	(72)	72	Sophie McMahon Angela O'Connor Academy : Southern Region, England		78/0.95	80/0.9	83.1/0.91	87.5/0.97	93/35.5	2.83	90.05/0.96	87.25/15	88.1/0.97	80.25/0.92	84.9/14	15.93								18.76
229	(73)	73	Aine Furler Joanne Kavanagh Academy : Cuige Laighean, Eire		80.2/0.99	82/0.92	90.5/0.97	85.2/0.94	87.5/0.95	2.87	90.25/0.96	79/0.95	91.2/13	84.6/0.99	85.13/17	14.95								17.82
228	(74)	74	Elen Cahill Ceim Oir : Southern Region, England		77.3/0.94	83.5/0.94	89.1/0.95	80.3/0.9	86.1/0.92	2.81	93.1/1	90.75/36.5	88/0.97	83.7/0.97	84.15/13	14.97								17.77
176	(75)	75	Cinta Devlin McGrath : ACT, Australia		70.95/0.91	86/1.5	99/42	89.2/0.98	91/11.5	13.98	92.15/0.98	83.5/0.98	87.8/0.97	81/0.93	78.7/0.99	2.93								16.91

Oireachtas Rince na Cruinne 2025

Final Result for Competition 27 : Girls 16 - 17

Notes: MW = World Medal winner : R = Recaller : Score = Judges marks : IP = Irish Points (Grid Score) : FTC = Failed To Complete : * All Totals exclude High and Low scores



Card	Position @ recall	Final Place	Name/School	Status	ROUND 1 : Score/IP					ROUND 2 : Score/IP					ROUND 3 : Score/IP					3rd Round Total (IP) *	5th Round Total (IP) *	TOTAL IP *		
161	(76)	76	Rory Russo Harney Pender Keady Academy : Mid Atlantic Region, USA		84.75/45	84/0.95	92/0.99	84.2/0.94	86.7/0.93	2.88	92.4/0.99	81.75/0.97	80.3/0.91	86.8/20	84/11.5	13.46								16.33
231	(77)	77	Caoimhe Dalton Greene Ryan-Cummins Academy : Cuige Mumhan, Eire		81.4/8	81/0.91	90.6/0.97	80.1/0.9	91.1/13.5	9.88	90.94/0.97	79.5/0.96	92.7/21	82.5/0.94	81.76/4	5.93								15.81
196	(78)	78	Catherine Carey Cosceol : Cuige Uladh, Eire		81.45/10	84/0.95	89.6/0.96	95.6/17	88.8/0.97	11.93	88.55/0.95	81.5/0.97	89/0.98	80.2/0.92	75.02/0.94	2.86								14.79
225	(79)	79	Maya Kalmakoff Blakey O'Brien : Western Region, Canada		80.2/0.99	83/0.93	95/9	81.9/0.92	93.1/37	10.92	92.8/0.99	78.5/0.95	90.3/2.5	82.6/0.94	76/0.95	2.9								13.82
218	(80)	80	Ava Atkins Glendarragh : Midlands Region, England/Wales		80/0.98	88.5/46.25	88/0.94	81.3/0.91	89.5/0.98	2.91	93.3/3.5	88.25/21.5	81.4/0.92	85.2/5	74.97/0.94	9.44								12.35
194	(81)	81	Cullan Handrick Bellator Academy : Mid America Region, USA		82.15/18.5	84/0.95	89.4/0.96	91.9/7	89.7/0.99	8.95	89.55/0.95	73/0.91	90.5/6	84.75/0.99	63/0.9	2.85								11.8
221	(82)	82	Cassie Mathewson Corless Academy : Cuige Mumhan, Eire		81/1.25	86.25/6.5	86.2/0.93	86/0.95	91.5/17.5	8.7	88.6/0.95	85/0.99	84.4/0.94	83.1/0.96	80.06/1	2.9								11.6
164	(83)	83	Annie Corzine Kavanagh Porter : USA & Ireland		74.35/0.92	86/1.5	95.7/13	91.8/6	89.8/0.99	8.49	87.3/0.94	75.25/0.93	82.6/0.93	83.5/0.96	79.91/1	2.83								11.32
210	(84)	84	Grace O'Dwyer Burgess : Cuige Mumhan, Eire		72/0.91	87.25/28	89/0.95	87.7/0.97	90.5/5	6.92	91.45/0.98	78.75/0.95	89.3/0.98	84/0.97	76.92/0.97	2.92								9.84
184	(85)	85	Charlotte Fenwick Rory Patrick Academy : North East Region, England		78.65/0.96	85/0.97	93.9/4.5	92.1/9	90.1/1	6.47	86.35/0.94	76/0.93	88.4/0.98	80.3/0.92	64/0.9	2.79								9.26
131	(86)	86	Mary Kennedy Lavin-Cassidy : Mid America Region, USA		82.9/28.5	84.5/0.96	93.9/4.5	82.6/0.93	87.2/0.95	6.41	79.2/0.92	74.5/0.92	81.3/0.92	83/0.96	76.1/0.96	2.8								9.2
230	(87)	87	Samantha Ankers Kristin Butke : Southern Region, USA		81.3/4	82.5/0.92	87.1/0.94	85.9/0.95	92.5/30	5.89	83.9/0.93	74.75/0.92	90.8/10	80.75/0.92	74.67/0.94	2.79								8.68
137	(88)	88	Heidi Hawkes Glendarragh : Midlands Region, England/Wales		81.45/10	86/1.5	92.5/0.99	81.7/0.92	89.5/0.98	3.47	92.1/0.98	90.5/34.5	87.2/0.96	85.1/3	77.9/0.98	4.96								8.44
145	(89)	89	Ella Rochford Siobhan McDonnell : Cuige Chonnacht, Eire		73.65/0.92	84/0.95	90.1/0.96	87.9/0.97	87.9/0.96	2.87	93.4/6	86.25/3.5	85.2/0.95	82.75/0.95	77.81/0.98	5.43								8.3
163	(90)	90	Roisin Tallon O'Hehir School : North East Region, England		80.25/0.99	86.75/17	93/1	89.4/0.99	86.2/0.92	2.97	92.6/0.99	88.25/21.5	89.6/0.99	84.8/0.99	76.4/0.96	2.97								5.94
171	(91)	91	Magnolia MeLin ValverdeScoil Rince Saoirse : Mid Atlantic Region, USA		75.95/0.93	85.5/0.98	89.5/0.96	90.3/0.99	90.5/5	2.93	92.85/0.99	79/0.95	90.2/1	85.6/6	73.92/0.93	2.95								5.88
148	(92)	92	AnnaSophia Harris Royal Academy : Southern Region, USA		78.15/0.95	84.25/0.96	95.4/10	83.8/0.94	89.5/0.98	2.9	92.9/1	87.25/15	89.7/0.99	84.1/0.98	77.4/0.98	2.97								5.86
183	(93)	93	Reeve PhelanDe Barra Academy : Western Region, USA		79.15/0.97	83/0.93	90.7/0.98	88.7/0.98	91.5/17.5	2.92	90.55/0.97	73.75/0.91	89.8/0.99	85/1	76/0.95	2.91								5.84

Oireachtas Rince na Cruinne 2025

Final Result for Competition 27 : Girls 16 - 17

Notes: MW = World Medal winner : R = Recaller : Score = Judges marks : IP = Irish Points (Grid Score) : FTC = Failed To Complete : * All Totals exclude High and Low scores




Card	Position @ recall	Final Place	Name/School	Status	Jackie Kennedy	Kathleen Maguire-O'Shea	Maureen Miller	Margie Morgan	Grace Ann Coyle	3rd Round Total (IP) *	Ciaran Brooks	Sinead Brooks	Dearbhla Fay	Katie Maguire-McMorrow	David Moore	3rd Round total (IP) *	Miceal Hopkins	Patricia Murphy	Cian Ó'Nualláin	Julie Showalter-Marshall	Bernadette Weeks	5th Round Total (IP) *	TOTAL IP *	
					ROUND 1 : Score/IP					ROUND 2 : Score/IP					ROUND 3 : Score/IP									
157	(94)	94	Aubrey Stagnaro Celtic Irish Dance Academy : Western Region, USA		76.45/0.94	86/1.5	90.6/0.97	88.9/0.98	88.5/0.97	2.92	87.6/0.94	73.25/0.91	89.9/1	83.6/0.96	80.31/1	2.9								5.82
166	(95)	95	Sorcha Hogan Kilkeny Lundy School : Netherlands		73.65/0.92	85.75/0.99	97.9/29.5	84.3/0.94	87.4/0.95	2.88	89.8/0.96	86/1.33	89/0.98	85/1	74.9/0.94	2.94								5.81
258	(96)	96	Ella DarlingKeane O'Brien Academy : New England Region, USA		80.9/1	85/0.97	92.8/0.99	86.1/0.95	87.1/0.94	2.92	77/0.91	80/0.96	86/0.95	82.9/0.95	77/0.97	2.86								5.79
170	(97)	97(T)	Kyra Nakagaki Inishfree : Southern Region, USA		70.65/0.91	85.75/0.99	88.1/0.95	88.8/0.98	86.3/0.93	2.85	92.6/0.99	84/0.98	84.2/0.94	84.8/0.99	76.03/0.96	2.93								5.78
263	(98)	97(T)	Cara SharkeyHarrison : Scotland		79.35/0.97	84.75/0.97	84.3/0.92	95.9/19	88.6/0.97	2.9	88/0.94	80.5/0.96	84/0.94	84/0.97	82/5.5	2.88								5.78
266	(99)	99	Annabelle Elizabeth ChownKanaley : New England Region, USA		79/0.96	83/0.93	83.8/0.91	91.1/1	86.4/0.93	2.82	90.25/0.96	74.5/0.92	89.5/0.99	85/1	77.5/0.98	2.93								5.75
125	(100)	100(T)	Lola Gilbert AMDC : Southern Region, England		70.75/0.91	84/0.95	91.1/0.98	90/0.99	85.1/0.92	2.85	89.6/0.95	89.5/29	81.2/0.92	83.75/0.97	77.3/0.98	2.9								5.74
200	(101)	100(T)	Mila Kopacz Rince Na Tiarna : Mid Atlantic Region, USA		76/0.93	84/0.95	84/0.92	86.5/0.96	89/0.98	2.84	91.35/0.98	77/0.94	86.8/0.96	84/0.97	77.19/0.97	2.91								5.74
282	(102)	100(T)	Nora BonnerMurray Academy : New England Region, USA		79.85/0.98	83/0.93	92.7/0.99	97.1/30	86.8/0.94	2.9	82.75/0.93	80.5/0.96	81.7/0.92	83/0.96	76/0.95	2.84								5.74
141	(105)	103(T)	Brigid KellyMcDade-Cara : Mid Atlantic Region, USA		76.15/0.93	86.75/17	90.7/0.98	80.1/0.9	86.9/0.94	2.85	85.7/0.93	73/0.91	87.7/0.97	83.75/0.97	79.5/0.99	2.87								5.72
235	(104)	103(T)	Lois Cameron Loughran : North West Region, England		77.4/0.95	85/0.97	91.9/0.99	86.2/0.96	84.2/0.91	2.88	91.24/0.98	85.75/1	82.9/0.93	82/0.94	67.6/0.9	2.84								5.72
279	(103)	103(T)	Kenya-Ocean McKayNadine Martin Academy : North West Region, USA		80.15/0.99	85/0.97	90.7/0.98	82.3/0.92	85.8/0.92	2.88	73.25/0.9	87.5/17.5	83.5/0.93	81.2/0.93	77.4/0.98	2.84								5.72
155	(107)	106(T)	Mia Cooper Fox : New Zealand		79.35/0.97	85/0.97	90.7/0.98	88.6/0.98	87.5/0.95	2.92	83.1/0.93	72.5/0.91	80.4/0.91	83/0.96	75.78/0.95	2.79								5.71
247	(106)	106(T)	Kara Campbell Mattierin : Western Region, Canada		78/0.95	86/1.5	85/0.92	88.1/0.97	85.8/0.92	2.85	89.99/0.96	81.75/0.97	85.1/0.95	82/0.94	76.32/0.96	2.87								5.71
178	(108)	108	Sara Stewart Walsh Kelley : Southern Region, USA		72/0.91	83.5/0.94	90.2/0.97	89.9/0.99	86.4/0.93	2.83	78.15/0.92	76.75/0.94	89.4/0.99	86/10.5	75.11/0.94	2.87								5.7
149	(114)	109(T)	Maryn Nguyen Cashel Academy : Mid America Region, USA		72.35/0.91	83/0.93	93.8/2.5	83.4/0.93	87.3/0.95	2.81	88.8/0.95	73.75/0.91	86.5/0.96	84.2/0.98	77.17/0.97	2.88								5.69
151	(111)	109(T)	Emily Descoteaux Sue Fay Healy : Eastern Region, Canada		77.35/0.95	85.5/0.98	84.7/0.92	82.4/0.92	87/0.94	2.81	93.3/3.5	75/0.92	89.8/0.99	81/0.93	76.89/0.96	2.89								5.69
162	(116)	109(T)	Kimberly Botsford Carle : Mid Atlantic Region, USA		79.93/0.98	83.75/0.94	89/0.95	89.3/0.99	84.9/0.91	2.87	82.8/0.93	75.5/0.93	87.4/0.96	80/0.92	76.3/0.96	2.82								5.69

Oireachtas Rince na Cruinne 2025

Final Result for Competition 27 : Girls 16 - 17

Notes: MW = World Medal winner : R = Recaller : Score = Judges marks : IP = Irish Points (Grid Score) : FTC = Failed To Complete : * All Totals exclude High and Low scores

				Jackie Kennedy	Kathleen Maguire-O'Shea	Maureen Miller	Margie Morgan	Grace Ann Coyle	3rd Round Total (IP) *	Ciaran Brooks	Sinead Brooks	Dearbhla Fay	Katie Maguire-McMorrow	David Moore	3rd Round total (IP) *	Míceal Hopkins	Patricia Murphy	Cian Ó'Nualláin	Julie Showalter-Marshall	Bernadette Weeks	5th Round Total (IP) *	TOTAL IP *	
Card	Position @ recall	Final Place	Name/School	Status	ROUND 1 : Score/IP					ROUND 2 : Score/IP					ROUND 3 : Score/IP								
168	(115)	109(T)	Gabrielle McGrath Egan School Ohio : Mid America Region, USA		75/0.92	83/0.93	88.7/0.95	90.4/0.99	87.9/0.96	2.84	94.8/26	83/0.98	83.2/0.93	80.75/0.92	74.91/0.94	2.85							5.69
181	(111)	109(T)	Eryn SheerinCarolan Academy : Queensland, Australia		78.93/0.96	84.75/0.97	90/0.96	96.9/28	87.8/0.96	2.89	90.65/0.97	76.5/0.94	80.9/0.92	80.7/0.92	75.83/0.95	2.81							5.69
202	(113)	109(T)	Isabella Parent Costello Irish Dance : Eastern Region, Canada		72/0.91	85/0.97	86.2/0.93	88/0.97	85/0.92	2.82	94.74/25	79.75/0.96	88.9/0.98	81.8/0.93	74/0.93	2.87							5.69
233	(117)	109(T)	Lily Merkle Richens/Timm : Mid America Region, USA		79/0.96	82/0.92	93.7/1	85.7/0.95	88.1/0.96	2.87	81.24/0.92	73.5/0.91	87.9/0.97	83/0.96	74.41/0.93	2.81							5.69
252	(109)	109(T)	Perelli Anne KemenesDoherty Petri : USA & Ireland		75.6/0.93	84/0.95	94.7/7	83.7/0.94	89.2/0.98	2.86	90/0.96	77/0.94	83/0.93	81.5/0.93	78/0.98	2.83							5.69
274	(110)	109(T)	Tatum WorthScoil Rince Fa'inne Chladach : Eastern Region, Car		79.5/0.97	84/0.95	97.8/28	82/0.92	88.3/0.96	2.89	81.5/0.92	85/0.99	86.3/0.96	81/0.93	73/0.92	2.81							5.69
213	(118)	118(T)	Molly Susan Whitehead McGahan Lees : Hong Kong		74/0.92	81/0.91	80/0.9	91.5/4	83.5/0.91	2.73	92.45/0.99	86.75/8.5	89.5/0.99	79/0.9	77.21/0.97	2.95							5.68
243	(119)	118(T)	Eliani Carr-BettsDrake : Southern Region, USA		77.4/0.95	81/0.91	91.6/0.98	83.1/0.93	83.8/0.91	2.79	91.14/0.97	73/0.91	89.7/0.99	82.8/0.95	77.06/0.97	2.89							5.68
136	(122)	120(T)	Erin Phillips Kelly Hendry : North East Region, England		79.45/0.97	85/0.97	92.4/0.99	85.6/0.95	87.4/0.95	2.89	84.4/0.93	74.75/0.92	80.3/0.91	87/23.5	73/0.92	2.78							5.67
248	(121)	120(T)	Elizabeth Galvin Clann Lir Academy : New England Region, USA		77/0.94	83/0.93	87.7/0.94	96/20	86.3/0.93	2.81	89.74/0.96	79.25/0.96	87.6/0.97	82.7/0.95	70.3/0.91	2.86							5.67
265	(120)	120(T)	Caoimhe O'ConnellSarah Clogher : Cuige Chonnacht, Eire		81.25/3	82.5/0.92	83.7/0.91	85.3/0.95	87.8/0.96	2.83	85/0.93	73.5/0.91	84.5/0.94	84/0.97	79.9/0.99	2.85							5.67
212	(124)	123(T)	Sorcha Coll Watkins : Queensland, Australia		75.2/0.92	84.5/0.96	80.1/0.9	81.1/0.91	90.6/7	2.8	90.95/0.97	79.25/0.96	89.9/1	82/0.94	71.6/0.92	2.86							5.66
215	(125)	123(T)	Aislinn Reiher Kavanagh Porter: USA & Ireland		77.1/0.94	83/0.93	84.2/0.92	85.8/0.95	88.5/0.97	2.83	89.15/0.95	84/0.98	85.3/0.95	79/0.9	74.33/0.93	2.83							5.66
264	(123)	123(T)	Alanna DeeganCladdagh : Western Region, USA		77/0.94	83/0.93	83.2/0.91	88.8/0.98	87.7/0.96	2.83	79.85/0.92	81.5/0.97	83.4/0.93	82.9/0.95	76/0.95	2.84							5.66
172	(126)	126(T)	Clare Gramling Corda Mor : Mid America Region, USA		74.35/0.92	84.75/0.97	86.4/0.93	90.9/1	88.4/0.97	2.87	74.1/0.9	80/0.96	80.2/0.91	83/0.96	68/0.9	2.77							5.63
271	(127)	126(T)	Haley PomeroyRising Tide : Eastern Region, Canada		78/0.95	82.5/0.92	90.3/0.97	80/0.9	83.4/0.91	2.78	75.5/0.91	82.5/0.98	89.2/0.98	83/0.96	71.8/0.92	2.85							5.63
169	(130)	128(T)	Colleen Woods DeNogla Academy : Mid Atlantic Region, USA		72.15/0.91	83/0.93	88.8/0.95	90.1/0.99	87.1/0.94	2.83	86.7/0.94	75.75/0.93	80.7/0.91	84.4/0.98	72.9/0.92	2.79							5.62
253	(128)	128(T)	Clare GareauLeneghan : Mid America Region, USA		79.6/0.97	82/0.92	89.9/0.96	91.3/3	85.6/0.92	2.85	82/0.92	76.5/0.94	85.5/0.95	79.8/0.91	68/0.9	2.77							5.62

Oireachtas Rince na Cruinne 2025

Final Result for Competition 27 : Girls 16 - 17

Notes: MW = World Medal winner : R = Recaller : Score = Judges marks : IP = Irish Points (Grid Score) : FTC = Failed To Complete : * All Totals exclude High and Low scores




Card	Position @ recall	Final Place	Name/School	Status	Jackie Kennedy	Kathleen Maguire-O'Shea	Maureen Miller	Margie Morgan	Grace Ann Coyle	3rd Round Total (IP) *	Ciaron Brooks	Sinead Brooks	Dearbhla Fay	Katie Maguire-McMorrow	David Moore	3rd Round total (IP) *	Míceal Hopkins	Patricia Murphy	Cian Ó'Nualláin	Julie Showalter-Marshall	Bernadette Weeks	5th Round Total (IP) *	TOTAL IP *	
					ROUND 1 : Score/IP					ROUND 2 : Score/IP					ROUND 3 : Score/IP									
277	(129)	128(T)	Aoibheann WaterstoneScoil Ard Rince : Queensland, Australia		79.25/0.97	86.75/17	89.9/0.96	82.8/0.93	86.8/0.94	2.86	77.75/0.91	78/0.95	81.5/0.92	79.5/0.91	72.9/0.92	2.76								5.62
222	(132)	131(T)	Sadie Breault McDade-Cara : Mid Atlantic Region, USA		77/0.94	86/1.5	86.3/0.93	85.6/0.95	86.5/0.93	2.82	74.5/0.91	77.5/0.94	83.6/0.94	82/0.94	71.61/0.92	2.79								5.61
241	(131)	131(T)	Maura Sieckert Corda Mor : Mid America Region, USA		80.4/0.99	84.25/0.96	80.6/0.91	86.4/0.96	84/0.91	2.83	89.44/0.95	77.25/0.94	80.5/0.91	80.9/0.93	72.1/0.92	2.79								5.61
150	(133)	133(T)	Olivia Branco Kristin Butke : Germany		76.15/0.93	86.25/6.5	86.6/0.94	85.1/0.94	88/0.96	2.84	82.1/0.92	74.25/0.92	81.8/0.92	79/0.9	75.9/0.95	2.76								5.6
223	(135)	133(T)	Anna Getcliffe DeNogla Academy : Mid Atlantic Region, USA		78/0.95	84/0.95	84.2/0.92	80.5/0.91	89.5/0.98	2.82	89.1/0.95	75.75/0.93	79.9/0.9	82.6/0.94	68.7/0.91	2.78								5.6
255	(134)	133(T)	Maeve DieringerCashel Academy : Mid America Region, USA		76.4/0.94	82/0.92	90.5/0.97	80.5/0.91	88.9/0.97	2.82	75/0.91	74/0.92	85/0.95	81.75/0.93	74/0.93	2.78								5.6
276	(136)	133(T)	Cailyn FlynnInishfree : Mid Atlantic Region, USA		70/0.9	85/0.97	92.3/0.99	82.7/0.93	85.4/0.92	2.82	81/0.92	78/0.95	80.5/0.91	80.9/0.93	74.05/0.93	2.78								5.6
259	(137)	137	Teagan LanemannClarkson : Mid America Region, USA		79.9/0.98	82/0.92	92.9/1	82.1/0.92	84.7/0.91	2.81	79/0.92	76/0.93	82.5/0.93	79.6/0.91	72.3/0.92	2.77								5.58
174	(140)	138(T)	Elena Manopella Donny Golden : Mid Atlantic Region, USA		76.13/0.93	83/0.93	86.2/0.93	84/0.94	86.4/0.93	2.79	87.6/0.94	74.25/0.92	80.6/0.91	80.1/0.92	74.6/0.94	2.77								5.57
205	(138)	138(T)	Gabrielle Gauvin Gott-Hughton Academy : Western Region, Canada		77/0.94	82/0.92	82/0.91	87.2/0.96	87/0.94	2.79	87.45/0.94	72/0.9	82.4/0.93	79.8/0.91	77.28/0.98	2.78								5.57
226	(139)	138(T)	Robin DeansLyons : Western Region, USA		76.3/0.93	82/0.92	86.6/0.94	81.2/0.91	86.7/0.93	2.78	84.45/0.93	72.75/0.91	88.3/0.97	82.7/0.95	69.8/0.91	2.79								5.57
216	(141)	141	Siobhan ColleyMcCarron : Midlands Region, England/Wales		70.1/0.9	80/0.9	83.2/0.91	87.5/0.97	83.2/0.9	2.72	88.25/0.94	86/1.33	84.6/0.94	82.6/0.94	70.9/0.91	2.83								5.55
220	(142)	142	Katelyn Steele - Gage The Academy : Mid America & Western Australia		73.2/0.92	81/0.91	86.1/0.93	80.7/0.91	92.2/26.5	2.75	83.65/0.93	82.75/0.98	79.8/0.9	83/0.96	69.01/0.91	2.79								5.54
130	(143)	143	Poppy Royle Alisha Cowman Academy : North West Region, England		78.15/0.95	84/0.95	88/0.94	80.4/0.91	83.6/0.91	2.8	77.7/0.91	78.5/0.95	80/0.9	79.8/0.91	69.8/0.91	2.73								5.53
204	(145)	144(T)	Addie Thiel Cashel Academy : Mid America Region, USA		74.1/0.92	81/0.91	80/0.9	88.5/0.98	86/0.92	2.75	74.85/0.91	75.25/0.93	82.1/0.92	80/0.92	75.29/0.95	2.77								5.52
261	(144)	144(T)	Taylor LewisPossak Hampshire : Western Region, Canada		81.35/6	82.5/0.92	84/0.92	81.5/0.92	84.4/0.91	2.75	75.5/0.91	75.5/0.93	82.2/0.93	84/0.97	70.1/0.91	2.76								5.52
250	(147)	146(T)	Alaina GardnerBurke School of Irish Dance, OH : Mid America Region, USA		72.6/0.91	80.5/0.9	80.1/0.9	82.2/0.92	83/0.9	2.72	78/0.91	75/0.92	82/0.92	79/0.9	71/0.91	2.75								5.47
254	(146)	146(T)	Poppy StirratCox : New South Wales, Australia		77.1/0.94	81/0.91	86.7/0.94	80.8/0.91	83/0.9	2.75	72/0.9	72/0.9	81/0.92	78/0.9	71.5/0.92	2.72								5.47

Oireachtas Rince na Cruinne 2025

Final Result for Competition 27 : Girls 16 - 17

Notes: MW = World Medal winner : R = Recaller : Score = Judges marks : IP = Irish Points (Grid Score) : FTC = Failed To Complete : * All Totals exclude High and Low scores

																					
		Jackie Kennedy	Kathleen Maguire-O'Shea	Maureen Miller	Margie Morgan	Grace Ann Coyle	3rd Round Total (IP) *	Ciaron Brooks	Sinead Brooks	Dearbhla Fay	Katie Maguire-McMorrow	David Moore	3rd Round total (IP) *	Miceal Hopkins	Patricia Murphy	Cian Ó'Nualláin	Julie Showalter-Marshall	Bernadette Weeks	5th Round Total (IP) *	TOTAL IP *	
Card	Position @ recall	Final Place	Name/School	Status	ROUND 1 : Score/IP				ROUND 2 : Score/IP				ROUND 3 : Score/IP								
199	(148)	148	Ana Gheorghe STEYsha School : Romania		69/0.9	82/0.92	81.1/0.91	87/0.96	83/0.9	2.72	77.65/0.91	72/0.9	80.8/0.91	81/0.93	70.01/0.91	2.74					5.46
165	(149)	149	Charlotte Cooper Ramsay School : South Africa		69.75/0.9	82/0.92	81/0.91	95.3/15	84.7/0.91	2.73	71/0.9	72/0.9	80/0.9	78/0.9	73.77/0.93	2.71					5.44
203	(150)	150	Alexandra Morgan-Fizelle Duncan : South Africa		69.1/0.9	80/0.9	75/0.9	85.5/0.95	83.1/0.9	2.71	73.15/0.9	72/0.9	79.5/0.9	77.9/0.9	65.6/0.9	2.7					5.41

Thank you for choosing www.feisresults.com