

Oireachtas Rince na Cruinne 2025



Results for Competition 24 : Ladies 19 - 20

Adjudicators

Round 1

Ciaron Brooks

Orla Kelly

Jackie Kennedy

Maureen Miller

Grace Ann Coyle

Round 2

Dearbhla Fay

Miceal Hopkins

Katie Maguire-McMorrow

Patricia Murphy

Julie Showalter-Marshall

Round 3

Christine Maguire-Duignan

Jonathan McMorrow

Cian Ó'Nualláin


David Moore

Paula Woodgate

Oireachtas Rince na Cruinne 2025

Final Result for Competition 24 : Ladies 19 - 20


Notes: MW = World Medal winner : R = Recaller : Score = Judges marks : IP = Irish Points (Grid Score) : FTC = Failed To Complete : * All Totals exclude High and Low scores

			Ciaron Brooks	Orla Kelly	Jackie Kennedy	Maureen Miller	Grace Ann Coyle	3rd Round Total (IP) *	Dearbhla Fay	Miceal Hopkins	Katie Maguire-McMorrow	Patricia Murphy	Julie Showalter-Marshall	3rd Round total (IP) *	Christine Maguire-Duignan	Jonathan McMorrow	David Moore	Cian ÓNualláin	Paula Woodgate	5th Round Total (IP) *	TOTAL IP *		
Card	Position @ recall	Final Place	Name/School	Status	ROUND 1 : Score/IP					ROUND 2 : Score/IP					ROUND 3 : Score/IP								
175	(1)	1	Blanaid O'Neill Doherty Petri : USA & Ireland	MW	98/100	99/100	84/37	97.2/65	99.6/100	265	98.5/100	96/62.5	94.2/75	94/75	99/100	250	95/65	96.2/56	99/100	95/58	98.5/100	223	738
202	(2)	2	Bella Rogers The Academy : Mid America & Western Australia	MW	97/65	94/36	94/100	98/100	99/47	212	98/75	97/100	92.4/50	87.9/58	97.1/53	186	97/100	97/100	97.3/65	97/100	97/75	275	673
182	(3)	3	Lara Magee The Carson Academy : Cuige Uladh, Eire	MW	97.75/75	97.5/51.5	90.75/65	93.4/30	99.25/56	172.5	97.8/65	95.3/51.5	93.5/54.5	95/100	98.6/75	194.5	93/41	96.3/65	97.5/75	95/58	88.75/35.5	164	531
137	(5)	4	Hannah CidonDeborah Whelan : Southern Region, England	MW	95.95/53	95.75/39	90/60	97.1/60	99.5/75	173	94/34	90/28.5	90/41	87/50	94.8/36	111	96/75	91.75/38	94/56	94/44	88.75/35.5	138	422
173	(4)	5	Grace Clancy Flynn O'Kane Academy : Cuige Mumhan, Eire	MW	90.95/4	98.75/75	85/48.5	96.2/47	99.4/65	160.5	95.2/47	93.5/37	94/65	85.8/39	97.5/56	142	91/29.5	96.5/75	90/38	91/26	89/37.5	105	407.5
145	(7)	6	Emma O'Connor Caroline Greene School : Scotland	MW	93.8/26	97/47	86.25/56	96.9/51.5	99.2/53	151.5	96.5/56	87.75/13	94.5/100	82.5/31	93.4/21	108	94.25/53	94.75/45	91.7/50	94.25/48.5	88/33.5	143.5	403
179	(6)	7	Caiomhe MossonMcLaughlin : Scotland	MW	95.85/46	98.5/65	91/75	95.4/37.5	98.5/36.5	148.5	94.8/39	89.5/26.5	93.75/60	80.9/21	98/65	125.5	86.75/13	95.75/53	88/34	87/11	89.75/45	92	366
113	(13)	8	Scarlett SkehillCeltic Hearts : Southern Region, England	MW	96/58	93.6/33	82.9/31	92.7/25.5	96.9/11	89.5	92.3/27	95.3/51.5	92/47	78.4/1	96.2/41	115	94/50	95.6/50	97/60	96/75	80.25/6.5	160	364.5
132	(10)	9	Enya Higgins Higgins-Flynn : Cuige Uladh, Eire	MW	93.25/22	98/56	85/48.5	92.5/23.5	98.4/34.5	106.5	95/43	92/33	93.5/54.5	85/34	90.4/4	110	91/29.5	96.25/60	88.44/35	92.75/34	91.75/60	129	345.5
154	(9)	10	Louise Sanders McGahan Lees : Southern Region, England	MW	95.85/46	95/38	83.95/35.5	96.9/51.5	96.1/4	119.5	94.5/38	91/31	87/31	88.5/65	94.3/30	100	92.2/35	91/35	90.41/41	90.75/25	86/28.5	98.5	318
139	(12)	11	Shauna Meehan The Irish Dance Academy : Southern Region, England	MW	95.7/43	93.2/30	84.95/45	90.6/16	96.5/9	89	95.5/50	92.25/34	89.7/38	86.9/47	93.7/23.5	119	92.8/39	91.5/37	86.31/32	91.25/27	86/28.5	97.5	305.5
148	(15)	12	Trinity Erin Woelms Walton : New South Wales, Australia	MW	95/35	92/26.5	83.15/34	90.5/15	99.1/50	95.5	95.8/53	94.5/41	86/25	83/32.5	94.1/27.5	101	91.25/31	90.75/34	90.4/39	95.5/65	87.5/31	104	300.5
208	(19)	13	Siobhan Tomlinson Mattierin : Western Region, Canada	MW	85/0.98	96.5/43	82.1/25	84.1/0.98	98.55/38.5	64.48	95.1/45	95.25/47	88/36	85.1/35	96.1/39	120	93.5/47	93.5/41	87.9/33	93.75/40	81.75/12	114	298.48
146	(22)	14	Ella McCarthy Blair McCarthy : Southern Region, England	MW	96/58	90.5/22	82.75/29	88.4/6	97.8/26	77	92.5/28	89/21.5	90.5/45	82.1/29.5	93/18	79	93.1/43	94.5/43	93.4/53	93.5/37.5	95/65	139	295
184	(20)	15	Ciara Greenwood Ward-Mallinson : North West Region, England	MW	95.3/37.5	92.1/28	82.75/29	93.2/29	98.55/38.5	95.5	90.8/19	94/38	85.9/22.5	83/32.5	94.6/32	87	92.25/36	90/32	88.7/37	94/44	87.75/32	105	287.5
144	(24)	16	Moya Fahy McBride & Fahy : Cuige Chonnacht, Eire	MW	95.9/50	88.75/8.5	82.95/32	90.4/14	98.6/41	87	91.5/22	88/14.5	90/41	80.1/12	92.6/16.5	53	94.75/60	95/47	90.49/43	94.25/48.5	81.5/10.5	138.5	278.5
131	(18)	17	Lizzie Anderson McGahan Lees : Southern Region, England	R	95.5/41	96.75/45	83.95/35.5	93.9/33	98.3/33	109.5	97/60	87/5.5	87/31	81/22	94.2/29	82	91.5/32	85/22	86.24/31	87.25/12	89/37.5	85	276.5
195	(8)	18	Caitlin McManus The Duffy Travis King Academy : North West Region, England	R	94.85/33	93.4/32	82.35/27	96.1/45	97.75/25	92	94.4/37	96.25/75	90/41	87.5/53	94.7/34	131	90.5/27	81/10.5	82.5/16	86.5/9	85/24.5	51	274
123	(16)	19	Kassidy McGlynn Doherty Petri : USA & Ireland	R	94/29.5	91.5/25	73.7/0.99	95.8/43	98.5/36.5	91	92.2/26	93/36	86.8/28.5	87.9/58	95.3/38	102.5	90.75/28	82.75/16	82.24/15	93.25/36	89.5/41	80	273.5

Oireachtas Rince na Cruinne 2025

Final Result for Competition 24 : Ladies 19 - 20

Notes: MW = World Medal winner : R = Recaller : Score = Judges marks : IP = Irish Points (Grid Score) : FTC = Failed To Complete : * All Totals exclude High and Low scores

			Ciaron Brooks	Orla Kelly	Jackie Kennedy	Maureen Miller	Grace Ann Coyle	3rd Round Total (IP) *	Dearbhla Fay	Miceal Hopkins	Katie Maguire-McMorrow	Patricia Murphy	Julie Showalter-Marshall	3rd Round total (IP) *	Christine Maguire-Duignan	Jonathan McMorrow	David Moore	Cian Ó'Nualláin	Paula Woodgate	5th Round Total (IP) *	TOTAL IP *		
Card	Position @ recall	Final Place	Name/School	Status	ROUND 1 : Score/IP				ROUND 2 : Score/IP				ROUND 3 : Score/IP										
199	(17)	20	Charli Doyle Melbourne Academy : Victoria, Australia	R	91/5	97.5/51.5	86/53	97/56	97/12.5	117	91.7/23	94.25/39	85/13.5	80.2/13	97.6/60	75.5	88.25/19	83.5/18	85/23	93/35	91/53	77	269.5
177	(14)	21	Freya McMahon McGahan Lees : Southern Region, England	R	95/35	92.75/29	76/1	93.8/32	98.9/45	96	92.8/29	95.5/56	86/25	81.9/27	97/50	106	86.5/12	89/30	84.5/22	86/8	90/48.5	64	266
192	(21)	22	Niamh CunninghamMcDonnell Mortalo : Cuige Laighean, Eire	R	94.6/31	93.25/31	80/17	92.9/27	97.25/17.5	75.5	91.3/21	96/62.5	87/31	79.5/6	95.2/37	89	89.25/22	84.75/21	90.5/45	92/30	82/13.5	73	237.5
165	(10)	23	Gabrielle Clinton Melbourne Academy : Victoria, Australia	R	93.9/27.5	94.75/37	73.95/0.99	94/34	99.3/60	98.5	91.8/24	95/44	87.1/33	85.9/41	96.5/47	118	84/6	78/6.5	78/6	84/7	88/33.5	19.5	236
180	(26)	24	Sofia Dorantes Celtica Dance Academy : Mexico	Aisling	92.5/16.5	91.25/24	84.35/38	84.4/0.99	97.9/27.5	68	93.7/33	89.3/24.5	84.5/8	80.5/18	91.5/12	54.5	89.5/23	88/28	79/7	93.5/37.5	89.5/41	88.5	211
174	(34)	25	Erin Macmillan Claddagh Academy : Southern Region, England	R	95.4/39	89.75/16.5	80.25/18.5	87.3/1.5	98.25/32	67	83.8/0.98	90/28.5	86.5/27	78.5/1	82.4/0.98	28.98	90/25	92/39	91/47	92.5/32.5	89.5/41	112.5	208.48
110	(32)	26	Fiona Shanley Drake : Southern Region, USA	R	86.5/0.98	86.25/0.99	77.1/6	95.4/37.5	94.5/0.99	7.98	94.9/41	89.5/26.5	86.8/28.5	86.1/45	93.1/19	96	92.75/38	91.25/36	85.93/27	94.5/53	83/18	101	204.98
129	(30)	27	Ellie Holmes The Carson Academy : Cuige Uladh, Eire	R	93.5/23	80.25/0.97	84.9/43	93.7/31	95.1/0.99	54.99	93/30	86.5/1.75	83.3/2	86/43	93.2/20	52	92/34	88.25/29	86.11/30	91.75/29	91.5/56	93	199.99
155	(23)	28	Millie BurnsideKeegan Academy : North West Region, England	R	93.75/24.5	93.7/34	84.5/39	92.7/25.5	96.2/5	84	92/25	88.5/18.5	85/13.5	85.5/37	90.7/7	57	85.5/8	81/10.5	80.17/12	92.5/32.5	84/22	44.5	185.5
171	(25)	29	Georgia Resoort Ceim Oir : Southern Region, England	R	94.8/32	98.25/60	84.75/41	92.1/22	97/12.5	95	89.4/11	85.5/0.99	88.1/37	81.1/23.5	90.2/2.5	37	83/5	82/13	83.2/20	90/21.5	82/13.5	46.5	178.5
203	(36)	30	Adelle Stanton-Bursey Goggin-Stewart : Eastern Region, Canada	R	93/20	89.5/14	71/0.96	92/21	93.5/0.98	34.98	90.7/18	88.3/17	81.5/0.97	80.4/17	93.9/25.5	52	88.75/21	90.5/33	85.3/25	92.25/31	86/28.5	84.5	171.48
118	(28)	31	Emily Bourke Callanan MacLoone O' Meara : Cuige Mumhan, Eire	R	92.1/13.5	89.75/16.5	79/13.5	95.7/41	97.9/27.5	57.5	87.6/3	88.5/18.5	87.8/35	78.6/1	94.7/34	55.5	87/14	84.5/20	79.91/10	90.5/24	85.75/26	58	171
115	(38)	32	Susan Roper Short : Eastern Region, Canada	R	83/0.98	96/41	78/8	90.9/17	97.2/16	41	94.2/35	95/44	83.9/5	78.7/1	83/0.98	41	93.25/45	86/24	80.73/13	93.75/40	85/24.5	88.5	170.5
168	(27)	33	Ava LeddyMarie Moore : Mid Atlantic Region, USA	R	93.9/27.5	90.75/23	76.6/1	87.3/1.5	97.1/14.5	39	94.3/36	89.3/24.5	84.6/9	81.5/26	94.5/31	81.5	87.25/15	84/19	83/18	88/14	81/9	47	167.5
111	(31)	34	Erin O'Grady Turley Duggan : Midlands Region, England/Wales	R	92.5/16.5	90/19.5	73/0.98	95.6/39	91.8/0.97	36.98	85.2/0.99	92.5/35	86/25	85.4/36	90.8/8.5	68.5	91.7/33	86.5/25	83.16/19	87.5/13	80.5/8	57	162.48
119	(29)	35	Lillian Skidmore Celtic Steps : Western Region, USA	R	95.3/37.5	89.75/16.5	80.25/18.5	97.8/75	97.5/22	78	83.3/0.98	91.5/32	82.2/0.98	78/0.99	94.1/27.5	29.47	86.25/11	87.5/27	79.4/18	88.5/15	86/28.5	53	160.47
117	(40)	36	Sydney Brief Mullane Godley : Mid America Region, USA	R	91.5/9	87.5/3	80.9/21	90/12	98.4/34.5	42	89.5/12	87.5/11	85/13.5	79.6/7	96.4/45	36.5	94.5/56	89.5/31	82.63/17	91.5/28	84/22	81	159.5
212	(33)	37	Ellen Sweeney Kavanagh Porter : USA & Ireland	R	89/0.99	86.5/0.99	83/33	95/36	98.1/31	64.99	88.7/8	87/5.5	85/13.5	81.2/25	91.9/14	35.5	90.25/26	81.5/12	85.15/24	89.75/20	81.5/10.5	56	156.49
197	(39)	38	Carra Hurley Gott-Hughton Academy : Western Region, Canada	R	90.2/1	89/10.5	72/0.97	84/0.98	98/29.5	12.48	89.7/13	87.3/8.5	85.2/17.5	85.6/38	96.3/43	68.5	89.75/24	85.5/23	85.6/26	89.5/19	90/48.5	73	153.98

Oireachtas Rince na Cruinne 2025

Final Result for Competition 24 : Ladies 19 - 20

Notes: MW = World Medal winner : R = Recaller : Score = Judges marks : IP = Irish Points (Grid Score) : FTC = Failed To Complete : * All Totals exclude High and Low scores



			Ciaron Brooks	Orla Kelly	Jackie Kennedy	Maureen Miller	Grace Ann Coyle	3rd Round Total (IP) *	Dearbhla Fay	Miceal Hopkins	Katie Maguire-McMorrow	Patricia Murphy	Julie Showalter-Marshall	3rd Round total (IP) *	Christine Maguire-Duignan	Jonathan McMorrow	David Moore	Cian Ó'Nualláin	Paula Woodgate	5th Round Total (IP) *	TOTAL IP *		
Card	Position @ recall	Final Place	Name/School	Status	ROUND 1 : Score/IP					ROUND 2 : Score/IP					ROUND 3 : Score/IP								
141	(35)	39	Priscilla Smedley Michael Patrick Gallagher : Western Region, USA	R	93.75/24.5	88.25/6	81/22.5	88.6/7	97.4/20	49.5	91/20	87.25/7	85.9/22.5	80/11	87.2/0.99	38	88/18	82.25/14	86.05/28	86.75/10	84/22	54	141.5
206	(42)	40	Natalie Rigg Ceim Oir : Southern Region, England	R	95/35	88/5	79/13.5	89.9/11	94.1/0.98	29.5	84.2/0.98	86.25/1	85/13.5	80.7/20	94.7/34	34.5	92.5/37	82.5/15	88.51/36	90/21.5	83/18	75.5	139.5
138	(44)	41	Kerry Cullen Joanne Kavanagh Academy : Cuige Laighean, Eire	R	92.6/18	84.5/0.98	78.3/11	88.7/8	97.1/14.5	33.5	90.5/17	83.5/0.98	85/13.5	79/3	87/0.99	17.49	87.5/16	87/26	86.09/29	90.25/23	83/18	67	117.99
156	(41)	42	Leah Nelson Realta : Cuige Uladh, Eire	R	94/29.5	93.75/35	78.1/9	80.9/0.97	97.3/19	57.5	88/5	86.25/1	85.2/17.5	77.6/0.98	90.6/5.5	11.5	85/7	79/8	79.52/9	88.75/16	83/18	33	102
166	(37)	43	Soren WinheimFisher-McLeod : Western Region, USA	R	87.2/0.99	87.2/1	76.95/2	94.3/35	98/29.5	32.5	89/9	89.25/23	85.75/20.5	81.1/23.5	87.8/0.99	52.5	86/10	75/5	74/5	81/5	80/5	15	100
185	(45)	44	Isabell O'Toole Cosceol : Cuige Laighean, Eire	R	87.2/0.99	86.5/0.99	72/0.97	87.6/5	97.25/17.5	6.98	88.4/6	87.5/11	85.75/20.5	80.3/15	89.3/1	32	87.75/17	83/17	81.5/14	89/17	82.25/15	49	87.98
214	(43)	45	Zoe Lynch The Carson Academy : Cuige Laighean, Eire	R	92/12	87/1	77/4	93/28	93.1/0.98	17	93.3/31	86.5/1.75	85.7/19	79.7/8	92.1/15	42	88.5/20	80/9	80.13/11	83/6	80.25/6.5	26.5	85.5
143	(46)	46	Ailbhe Cullen Kavanagh Porter: USA & Ireland	R	91.4/8	81.5/0.97	80.75/20	91.7/19	95.7/1	28	87/1	84.25/0.98	84/6.5	78.1/0.99	91.6/13	8.49	85.75/9	78/6.5	83.89/21	89.25/18	83/18	45	81.49
151	(47)	47	Abbie McCartney Ferry Academy : Cuige Uladh, Eire		92.9/19	87.4/2	78.25/10	91.8/20	94.4/0.99	31	93.5/32	86/0.99	83/0.99	77.9/0.99	90.2/2.5	4.49							35.49
205	(48)	48	Elise Weske Bellator Academy : Mid America Region, USA		82/0.97	83/0.98	81/22.5	87/1	95/0.99	2.96	87.7/4	87.3/8.5	83.25/1	80.6/19	93.7/23.5	31.5							34.46
116	(49)	49	Mieka Young Kilkenny Lundy School : Netherlands		90.25/1	80.5/0.97	74/0.99	91.5/18	96/2.5	4.49	85.8/0.99	85.3/0.99	87.5/34	78/0.99	93.9/25.5	27.48							31.97
178	(50)	50	Ashlea Delfavero Kavanagh Porter: USA & Ireland		89.8/1	89.75/16.5	70/0.96	82.6/0.98	97.5/22	18.47	90.2/15	86.5/1.75	82.5/0.99	77.8/0.99	90.8/8.5	11.24							29.71
122	(51)	51	Abigail Luck Corless Academy : Cuige Mumhan, Eire		84/0.98	83.5/0.98	82.2/26	85.6/0.99	97.7/24	25.97	83.2/0.97	85/0.99	82.9/0.99	76.2/0.97	89.6/1	2.95							28.92
194	(52)	52	Isabella Girard Morse Academy : Mid Atlantic Region, USA		91.3/7	87/1	75/0.99	90.3/13	96.25/6	14	89.2/10	84/0.98	79.3/0.96	82.1/29.5	81/0.97	11.95							25.95
136	(53)	53	Sinead McElwaineClann Cara Academy : Midlands Region, England/Wales		92.1/13.5	87.75/4	72.15/0.98	85.1/0.99	98.7/43	18.49	84.5/0.98	85.5/0.99	82.5/0.99	77.2/0.98	82/0.97	2.95							21.44
142	(54)	54	Amelia Dufton The Duffy Travis King Academy : North West Region, England		90.9/3	83.25/0.98	82.75/29	83.2/0.98	93.2/0.98	4.95	90/14	87.5/11	83.8/4	78/0.99	82.3/0.98	15.99							20.94
176	(55)	55	Ayanna Singh Kinsella : Mid America Region, USA		93.2/21	87/1	72/0.97	89.4/10	95.3/1	11.99	85.5/0.99	89/21.5	84/6.5	78.4/1	80/0.97	8.49							20.48
200	(56)	56	Ava PinckneyFrancis Academy : Mid Atlantic Region, USA		79/0.96	86/0.99	79/13.5	85/0.99	94/0.98	2.96	87.2/1	82.5/0.97	82/0.98	80.3/15	92.6/16.5	16.98							19.94
167	(57)	57	Ella Bahna Hogan Irish Dance Academy : Mid America Region, USA		83.4/0.98	85/0.99	75.75/1	92.5/23.5	94.9/0.99	2.97	84.7/0.98	88/14.5	83.25/1	80.3/15	83/0.98	16.48							19.45

Oireachtas Rince na Cruinne 2025

Final Result for Competition 24 : Ladies 19 - 20

Notes: MW = World Medal winner : R = Recaller : Score = Judges marks : IP = Irish Points (Grid Score) : FTC = Failed To Complete : * All Totals exclude High and Low scores



			Ciaron Brooks	Orla Kelly	Jackie Kennedy	Maureen Miller	Grace Ann Coyle	3rd Round Total (IP) *	Dearbhla Fay	Miceal Hopkins	Katie Maguire-McMorrow	Patricia Murphy	Julie Showalter-Marshall	3rd Round total (IP) *	Christine Maguire-Duignan	Jonathan McMorrow	David Moore	Cian Ó'Nualláin	Paula Woodgate	5th Round Total (IP) *	TOTAL IP *	
Card	Position @ recall	Final Place	Name/School	Status	ROUND 1 : Score/IP					ROUND 2 : Score/IP					ROUND 3 : Score/IP							
150	(58)	58	Michaela Isaacson Short : Eastern Region, Canada		91.8/10	89.4/13	77/4	86.4/0.99	95.2/0.99	14.99	84/0.98	83.25/0.97	84.8/10	77.3/0.98	79/0.97	2.93						17.93
125	(59)	59	Annabelle McGinnity Rochester Academy : Mid Atlantic Region, USA		87.25/0.99	89.25/12	74.5/0.99	88.9/9	95.9/1	10.99	86.5/1	83.5/0.98	83/0.99	76.3/0.97	93.6/22	2.96						13.96
153	(60)	60	Jade Dacey Brosnan Academy : New South Wales, Australia		80.3/0.97	88.75/8.5	81.25/24	87.2/1	93.9/0.98	10.48	84.8/0.98	82.5/0.97	80.3/0.97	76/0.96	72.3/0.96	2.9						13.38
163	(61)	61	Lexie Hines Kelly Hendry : North East Region, England		85.7/0.98	81/0.97	73.45/0.99	87.2/1	94.8/0.99	2.96	81.8/0.97	88.75/20	83.7/3	77.5/0.98	90.6/5.5	9.48						12.44
157	(62)	62	Tierney FolmarMurray Academy : New England Region, USA		92.2/15	87/1	77.15/7	84.7/0.99	95.3/1	8.99	84.3/0.98	88.25/16	83/0.99	77.7/0.99	88.9/1	2.98						11.97
198	(63)	63	Caoimhe Davidson Scoil Rince De Barra : Cuige Uladh, Eire		80/0.97	74/0.95	76/1	80/0.97	93/0.98	2.91	88.6/7	86/0.99	82.6/0.99	79.8/9.5	89.7/1	8.99						11.9
120	(64)	64	Addisyn A. Duby An Clar : Mid Atlantic Region, USA		82.5/0.97	88.5/7	79.3/16	83.2/0.98	89.3/0.96	8.95	83.7/0.98	81.5/0.96	82.1/0.98	76.1/0.96	88.2/0.99	2.92						11.87
140	(65)	65	Ellie Gallagher Turley Duggan : Midlands Region, England/Wales		91.25/6	77.25/0.96	79/13.5	75.8/0.96	90.8/0.97	7.93	82/0.97	80.5/0.96	80/0.96	76.1/0.96	76/0.96	2.89						10.82
169	(66)	66	Mia Fritsch-Anderson Mullane Godley : Mid America Region, USA		90.85/2	82.5/0.98	75/0.99	86.7/0.99	96/2.5	3.99	82.3/0.97	83/0.97	79.5/0.96	76.6/0.97	86.7/0.98	2.91						6.9
147	(67)	67	Cameron Dziminski Trigg Academy : Southern Region, USA		89.4/0.99	87.1/1	76/1	87.2/1	90.2/0.96	2.99	90.3/16	86.5/1.75	83/0.99	76.9/0.97	84/0.98	3.72						6.71
161	(69)	68(T)	Aimee Noonan Turley Duggan : Cuige Chonnacht, Eire		90.3/1	84.25/0.98	73/0.98	80.5/0.97	97.5/22	2.96	85.3/0.99	85.3/0.99	83.1/1	79.1/4	86/0.98	2.97						5.93
190	(68)	68(T)	Poppy Higgins Harrison : Scotland		89.6/0.99	84.8/0.99	71.35/0.97	83.8/0.98	95.4/1	2.96	86.6/1	84.5/0.98	82/0.98	78.3/0.99	91.3/11	2.97						5.93
191	(70)	68(T)	Reilly Gareau Burke Connolly Academy : Southern Region, USA		87.4/0.99	80/0.97	73.15/0.98	87.4/3	92.6/0.97	2.94	85.6/0.99	90.25/30	83.1/1	78.4/1	73/0.96	2.98						5.93
193	(71)	71	Shannon Ryan Connick School of Irish Dance : Southern Region, USA		91.85/11	85.5/0.99	73.25/0.98	85.4/0.99	94.6/0.99	2.97	86.3/1	86/0.99	81.2/0.97	77/0.98	87/0.99	2.96						5.92
135	(72)	72	Claire Giles Gregan Irish Dancers : New Zealand		86.7/0.98	90.25/21	74.15/0.99	84.9/0.99	93.7/0.98	2.96	86/0.99	84.5/0.98	81/0.97	76.5/0.97	91/10	2.95						5.91
133	(73)	73(T)	Eme Wyndham McInerney : New England Region, USA		90.6/1	87.25/1	70.45/0.96	82/0.97	96.4/8	2.97	83/0.97	84/0.98	78/0.95	77/0.98	88.6/1	2.93						5.9
187	(74)	73(T)	Ciara Breen The John Lonergan Academy : Cuige Mumhan, Eire		90.3/1	86.3/0.99	74.35/0.99	81/0.97	93.3/0.98	2.96	87.4/2	84.5/0.98	80/0.96	75.5/0.96	87.4/0.99	2.94						5.9
109	(75)	75(T)	Miriam Miller-Friday Tara : Western Region, USA		80.5/0.97	84/0.98	76.1/1	82.1/0.97	91.5/0.97	2.93	86.2/0.99	82/0.97	82.5/0.99	79.8/9.5	86.8/0.99	2.96						5.89

Oireachtas Rince na Cruinne 2025

Final Result for Competition 24 : Ladies 19 - 20

Notes: MW = World Medal winner : R = Recaller : Score = Judges marks : IP = Irish Points (Grid Score) : FTC = Failed To Complete : * All Totals exclude High and Low scores




Card	Position @ recall	Final Place	Name/School	Status	ROUND 1 : Score/IP					ROUND 2 : Score/IP					ROUND 3 : Score/IP					3rd Round Total (IP) *	5th Round Total (IP) *	TOTAL IP *			
149	(76)	75(T)	Aoife Duffy Joyce-O'Donnell : North West Region, England		82.7/0.97	83.5/0.98	73.25/0.98	87.5/4	89.9/0.96	2.94	85/0.99	82/0.97	82.3/0.98	77.5/0.98	88.2/0.99	2.95									5.89
162	(78)	77(T)	Myra Grace ThompsonHughes-Farrelly : Mid America Region, USA		82.7/0.97	86.1/0.99	70.35/0.96	80.1/0.97	96.7/10	2.93	82.5/0.97	86.75/4	82/0.98	73.1/0.95	88.8/1	2.94									5.88
186	(77)	77(T)	Katherine Rossiter Short : Eastern Region, Canada		88.2/0.99	90/19.5	71/0.96	87.2/1	91.1/0.97	2.96	85.4/0.99	81/0.96	82/0.98	76.1/0.96	86.7/0.98	2.93									5.88
126	(79)	79(T)	Kaitlin KellyHaran : Western Region, USA		75.5/0.96	83.5/0.98	73.25/0.98	70.2/0.95	94.3/0.98	2.92	86.9/1	86/0.99	81/0.97	76.4/0.97	77.9/0.96	2.93									5.85
188	(80)	79(T)	Laurel Medhurst Blakey O'Brien : Western Region, Canada		88.3/0.99	92/26.5	69.65/0.96	83.2/0.98	92.3/0.97	2.94	80.1/0.96	85.5/0.99	80.7/0.97	75.6/0.96	84.6/0.98	2.91									5.85
164	(82)	81(T)	Katharina Wittek Aisling Keogh : Germany		88.1/0.99	78/0.96	72.45/0.98	85/0.99	92.5/0.97	2.94	81/0.96	84/0.98	79.3/0.96	77/0.98	72.6/0.96	2.9									5.84
181	(81)	81(T)	Sophia Turpin Santacroce : New England Region, USA		70.4/0.95	79/0.96	72/0.97	79/0.96	95.6/1	2.9	85.7/0.99	80.5/0.96	82.7/0.99	78.8/2	78/0.97	2.95									5.84
127	(83)	83(T)	Halina Grund O'Brien School : Western Region, Canada		84.5/0.98	82/0.97	71.3/0.97	70.3/0.95	96.3/7	2.92	80.6/0.96	84/0.98	80/0.96	77.5/0.98	79.8/0.97	2.91									5.83
128	(84)	83(T)	Charlotte O'Farrell Melbourne Academy : Victoria, Australia		77.75/0.96	81/0.97	77/4	83.2/0.98	95/0.99	2.94	80/0.96	85/0.99	79/0.96	75/0.96	85/0.98	2.89									5.83
134	(85)	83(T)	Orla Holloran Sharon Taylor : Scotland		82.4/0.97	80.75/0.97	73.45/0.99	70.9/0.96	89.2/0.95	2.9	83.5/0.98	80/0.95	82.5/0.99	82/28	79/0.97	2.93									5.83
112	(87)	86(T)	Molly Lucey McCarthy Hegarty School Of ID : Cuige Mumhan, Eire		81.5/0.97	71/0.95	72.1/0.97	79.1/0.96	90.5/0.97	2.9	80.2/0.96	81/0.96	82/0.98	78.3/0.99	87.8/0.99	2.93									5.82
158	(86)	86(T)	Anna Tigner Possak Hampshire : Western Region, Canada		76.25/0.96	89/10.5	72.35/0.98	80.6/0.97	92.8/0.97	2.92	80.5/0.96	81.5/0.96	81/0.97	76.9/0.97	79.5/0.97	2.9									5.82
159	(88)	86(T)	Lily Johnson MCBDA : North West Region, England		79.4/0.97	81.25/0.97	72.1/0.97	80/0.97	94.7/0.99	2.91	81.5/0.97	82.3/0.97	83/0.99	76.8/0.97	74/0.96	2.91									5.82
210	(89)	86(T)	Ciara O'Donnell Coyle : Scotland		79.5/0.97	80/0.97	69.1/0.95	83.5/0.98	89.5/0.96	2.89	80.8/0.96	83.5/0.98	80/0.96	79.2/5	88.1/0.99	2.93									5.82
114	(93)	90(T)	Mary Hunter Southern Cross : New Zealand		71/0.95	72/0.95	70/0.96	73/0.96	89.7/0.96	2.87	82.7/0.97	83/0.97	79.75/0.96	74.1/0.95	78/0.97	2.9									5.77
170	(91)	90(T)	Karoline Fuchs Rafter : Austria		85.6/0.98	83.75/0.98	70/0.96	70.5/0.95	89.6/0.96	2.9	79.8/0.95	81.25/0.96	78/0.95	76.7/0.97	74/0.96	2.87									5.77
201	(92)	90(T)	Francesca KyralWalton : New South Wales, Australia		73/0.96	78/0.96	71/0.96	80/0.97	90/0.96	2.89	80.7/0.96	81/0.96	82.1/0.98	76/0.96	75/0.96	2.88									5.77
211	(90)	90(T)	Alexandra WheelerRoberts Academy : South Australia		72/0.95	79/0.96	69.4/0.95	84/0.98	91/0.97	2.88	81.2/0.97	84.3/0.98	75/0.95	75.7/0.96	77.2/0.96	2.89									5.77

Oireachtas Rince na Cruinne 2025

Final Result for Competition 24 : Ladies 19 - 20

Notes: MW = World Medal winner : R = Recaller : Score = Judges marks : IP = Irish Points (Grid Score) : FTC = Failed To Complete : * All Totals exclude High and Low scores

				Ciaron Brooks	Orla Kelly	Jackie Kennedy	Maureen Miller	Grace Ann Coyle	3rd Round Total (IP) *	Dearbhla Fay	Miceal Hopkins	Katie Maguire-McMorrow	Patricia Murphy	Julie Showalter-Marshall	3rd Round total (IP) *	Christine Maguire-Duignan	Jonathan McMorrow	David Moore	Cian Ó'Nualláin	Paula Woodgate	5th Round Total (IP) *	TOTAL IP *	
Card	Position @ recall	Final Place	Name/School	Status	ROUND 1 : Score/IP					ROUND 2 : Score/IP					ROUND 3 : Score/IP								
204	(94)	94(T)	Casey Conlon Sylvan Kelly : Cuige Chonnacht, Eire		76/0.96	76.5/0.96	69/0.95	79.9/0.96	89/0.95	2.86	81.3/0.97	81.5/0.96	83/0.99	76.1/0.96	77.4/0.96	2.89							5.76
207	(95)	94(T)	Elizabeth Nist Hudson Irish Dance Academy : Mid America Region, USA		74/0.96	75/0.95	70/0.96	79.8/0.96	89.1/0.95	2.87	79.9/0.95	82/0.97	80.1/0.97	75/0.96	81.6/0.97	2.89							5.76
172	(96)	96	Emma Wedderburn McWilliams : South Africa		77.6/0.96	77.5/0.96	71/0.96	70.2/0.95	90.4/0.96	2.88	80/0.96	80/0.95	78/0.95	78.2/0.99	72/0.95	2.86							5.75
130	(97)	97	Aimee YoungRobinson SA : South Africa		78.25/0.96	78.5/0.96	70/0.96	75.4/0.96	89/0.95	2.88	79.8/0.95	81/0.96	79.8/0.96	74/0.95	72/0.95	2.86							5.74
124	(98)	98(T)	Ellen Dolan Enright Quinn Academy : Cuige Mumhan, Eire		72.5/0.96	77/0.96	72/0.97	70.5/0.95	89.4/0.96	2.87	79.9/0.95	80/0.95	76/0.95	75.2/0.96	71/0.95	2.86							5.72
183	(99)	98(T)	Keeley Spain Turley Duggan : Midlands Region, England/Wales		71.8/0.95	78.5/0.96	69/0.95	71/0.96	89.8/0.96	2.87	79.7/0.95	80/0.95	75/0.95	74.5/0.95	71/0.95	2.85							5.72
152	(101)	100(T)	Hannah Van Geest QIA Dancers : Queensland, Australia		69/0.95	75/0.95	69/0.95	70.3/0.95	89.1/0.95	2.85	80.3/0.96	80/0.95	78/0.95	73/0.95	70/0.95	2.86							5.71
213	(100)	100(T)	Maelyss Gerot Doyle School : France		70/0.95	76.25/0.95	69.5/0.95	75/0.96	89/0.95	2.86	79.7/0.95	80/0.95	78/0.95	74.5/0.95	70/0.95	2.85							5.71

Thank you for choosing www.feisresults.com