

OIREACHTAS RINCE NA CRUINNE 2026

Results for Competition 33 : Girls 10 - 11

Adjudicators

Round 1

**Linda Ball Hoban
Bernadette Fegan
David Keenan Smith
Brigid Mackness Cox
Andrew Roberts**

Round 2

**Gerard Carroll
Mariam Elbadri
Stephen Masterson
Conor O'Sullivan
Patricia Scanlon**

Round 3

Ryan Carroll


**Yzanne Cloonan Noone
Lorraine Duggan**

**Molly Curran
Donna Means-King**

OIREACHTAS RINCE NA CRUINNE 2026

Final Result for Competition 33 : Girls 10 - 11


Notes: MW = World Medal winner : R = Recaller : Score = Judges marks : IP = Irish Points (Grid Score) : FTC = Failed To Complete : * All Totals exclude High and Low scores

			Linda Ball Hoban	Bernadette Fegan	David Keenan Smith	Brigid Mackness Cox	Andrew Roberts	3rd Round Total (IP) *	Gerard Carroll	Mariam Elbadri	Stephen Masterson	Conor O'Sullivan	Patricia Scamlon	3rd Round total (IP) *	Ryan Carroll	Yzanne Cloonan Noone	Molly Curran	Lorraine Duggan	Donna Means-King	5th Round Total (IP) *	TOTAL IP *		
Card	Position @ recall	Final Place	Name/School	Status	ROUND 1 : Score/IP					ROUND 2 : Score/IP					ROUND 3 : Score/IP								
149	(1)	1	Mia Rose O'Kane Flynn O'Kane Academy : Cuige Mumhan, Eire	MW	95/100	96/100	98.75/75	94/100	90.2/100	300	97.5/100	99/100	97/100	99/100	97/100	300	97/100	95/100	95/65	99/100	86.25/50	265	865
146	(2)	2	Sieanna Kate Keating The Carson Academy : Cuige Laighean, Eire	MW	90/60	94.5/65	98.5/65	90/56	90/75	190	96/60	98.75/75	93.75/50	97.75/60	93.3/47	170	94/65	93/70	96/75	97/65	90/100	210	570
185	(7)	3	Ruby Hoare Kavanagh Porter: USA & Ireland	MW	80.25/9	95/75	98.25/60	84/35	87.2/38	133	96.25/65	98.5/65	86/11.5	97.25/53	87.5/36	154	95/75	93/70	93/56	98/75	88.75/75	220	507
162	(4)	4	Gabrielle Burnett Kavanagh Porter: USA & Ireland	MW	91.5/65	93/50	98/56	92/75	88.5/50	171	97/75	97/47	91/39.33	98/65	95/60	172	86/42	90.5/54.5	92.25/50	94.5/50	86.75/56	154.5	497.5
199	(5)	5	Altona Rodgers Ferry Academy : Cuige Uladh, Eire	MW	93/75	93.5/54.5	97.5/50	83.25/32	89.5/65	169.5	95.5/56	98.25/60	94/53	96.75/50	94/53	162	89.5/50	90.5/54.5	97/100	96.5/60	85.25/41	164.5	496
182	(3)	6	Emily Grant Curley Brennan : Cuige Laighean, Eire	MW	89.5/56	93.5/54.5	98.8/100	89.5/53	88.8/56	166.5	95/53	97.5/50	95/60	98.5/75	96/75	188	81/26.5	89/45	85.75/25	96/54.5	82.6/29.5	101	455.5
129	(6)	7	Sarah Garvey Clann MacLoone O'Meara : Cuige Mumhan, Eire	MW	89/50	94/60	97.75/53	88/43	85/28	146	92.75/41	98/54.5	94.75/56	97.5/56	92.6/43	153.5	92/56	89.5/47	91.5/45	96/54.5	86.5/53	154.5	454
135	(8)	8	Eve January Byrne McDonnell Mortalo : Cuige Laighean, Eire	MW	83/23.5	87.5/34	97.25/47	89.25/50	88/43	124	93.5/45	98/54.5	91.5/43	96/47	95.5/65	146.5	88/45	91.5/60	91.25/43	93.5/47	82.6/29.5	135	405.5
206	(9)	9	Felicity Di GiacomoBoyle : Scotland	MW	89.25/53	91/45	96.25/45	90.5/60	82.2/13	143	90.75/33	96.5/45	95.5/65	95.5/45	86.5/33	123	77/17	82/17.5	90/36	89.75/30	87/60	83.5	349.5
134	(11)	10	Jazmine MilliganKelly Hendry : North East Region, England	MW	85/30	83/9.5	95/39	89/47	81.5/9	78.5	94/47	94/34.5	90/33	95/43	93.8/50	124.5	81.5/28	90/50	94/60	88.75/22.5	82.75/31	109	312
219	(16)	11	Kelsey Makovy Doherty Petri : USA & Ireland	MW	83.75/27.5	91.5/47	88.75/15	81.3/22	70.6/0.95	64.5	91.75/37	94.5/36	89.75/30	82.25/4	94.5/56	103	89/47	88.5/43	91/40	90/33	88/65	130	297.5
138	(17)	12	Arianna Maria AssafJoanne Kavanagh Academy : Cuige Laighean, Eire	MW	88/40	86.5/26.5	93.75/31	91/65	81.1/7	97.5	86/18	90/23	81.75/0.99	88.25/26	89.5/37	67	93/60	87.5/40	92.5/53	91/37	82.25/26	130	294.5
155	(10)	13	Clodagh McCarron-Zylfiu McCarron : Midlands Region, England/Wales	MW	88.75/47	87.25/32.5	94.75/38	85/36	86.5/37	111	94.1/50	95.5/38.5	91/39.33	92.5/34	91/38	115.83	78.5/19.5	83.5/26	86.5/29	77/6.5	80.5/17	62.5	289.33
200	(12)	14	Abigail Smith Harney-Crawford Academy : New England Region, USA	MW	86.75/33	89.5/39	92.75/25.5	83.75/34	83.4/20	92.5	89/24	92.5/29.5	90/33	94/38	92.5/41	100.5	80/23.5	80/10.5	89/35	92.5/43	83/33	91.5	284.5
145	(19)	15	Eve CreganEnright Quinn Academy : Cuige Mumhan, Eire	MW	88.5/45	88.5/37	86/7.5	88.5/45	79/0.99	89.5	84.75/15	83.25/0.95	88/23	94.25/39	86.2/32	70	71.5/7.5	85.5/34.5	90.5/37	90.5/36	85.9/47	107.5	267
160	(14)	16	Savannah Zhu Rince Ryan : Southern Region, England	MW	86/31	90/41	89.25/17	81.5/23	84.5/26	80	90.5/31.5	89.5/21	91/39.33	92.75/35	86.7/34	100.5	85.5/39	80/10.5	86.75/30	92/41	79.6/11	80	260.5
154	(13)	17	Alyssa Meaney McManus Mulvenna Academy : Cuige Uladh, Eire	MW	88.25/43	86.5/26.5	94.5/36.5	80/15	86/34	97	91.1/35	91.5/26.5	89.75/30	85.75/22	85.8/30	86.5	82/29.5	84/29.5	83.5/17	79.5/10	81.75/24	70.5	254
227	(15)	18	Ellie-May LogueMCBDA : Cuige Uladh, Eire	R	83/23.5	84.75/16	92.5/23	75.3/0.99	85.2/29	62.5	92/38	95.5/38.5	93.5/47	93.5/37	85.5/28	113.5	78/18	80.5/12	92/47	89/25	83.25/34	77	253
221	(18)	19	Bella (XinYu) Wang Kavanagh Porter: USA & Ireland	R	87.25/35.5	84/13	70.5/0.94	86.5/39	87.9/41	87.5	89.25/25	91.5/26.5	86.5/14	94.5/41	84.5/24.5	76	85/38	87.5/40	83/15	89.8/31	79.2/7	84	247.5
188	(22)	20	Willow Mgrath Clann MacLoone O'Meara : Cuige Mumhan, Eire	R	87.25/35.5	84.5/15	82.25/0.99	82.25/27	85.3/30	72	88.5/22	92/28	96/75	86/23	81.1/1	73	83/32.5	83.75/28	86.15/27	90.2/35	82.9/32	92.5	237.5

OIREACHTAS RINCE NA CRUINNE 2026

Final Result for Competition 33 : Girls 10 - 11


Notes: MW = World Medal winner : R = Recaller : Score = Judges marks : IP = Irish Points (Grid Score) : FTC = Failed To Complete : * All Totals exclude High and Low scores

			Linda Ball Hoban	Bernadette Fegan	David Keenan Smith	Brigid Mackness Cox	Andrew Roberts	3rd Round Total (IP) *	Gerard Carroll	Mariam Elbadri	Stephen Masterson	Conor O'Sullivan	Patricia Scanlon	3rd Round total (IP) *	Ryan Carroll	Yzanne Cloonan Noone	Molly Curran	Lorraine Duggan	Donna Means-King	5th Round Total (IP) *	TOTAL IP *		
Card	Position @ recall	Final Place	Name/School	Status	ROUND 1 : Score/IP					ROUND 2 : Score/IP					ROUND 3 : Score/IP								
168	(23)	21	Kayla Fleming Aine Murphy Academy : Cuige Mumhan, Eire	R	87.5/37	85.5/21.5	87/11	82.5/29	87.5/39	87.5	85/16	87.75/14	79.5/0.98	84.5/16	86/31	46	84.5/36.5	85/33	87.5/33	91.5/38.5	82.3/27	102.5	236
226	(24)	22	Neasa Murphy Linda Martyn : Cuige Chonnacht, Eire	R	81.75/15.5	88.25/36	94.5/36.5	78.4/6	84.1/23	74.5	71.25/0.97	91/25	86.25/13	84.75/17	83.2/16	46	84/35	86.5/37	85.5/24	90.1/34	81/20	93	213.5
179	(25)	23	Tilly Holme Roberts The John Lonergan Academy : Cuige Mumhan, Eire	R	87.75/38	89/38	91/20	83/31	82.7/16	89	81.5/6	89.25/20	90/33	81.5/1	80.5/0.99	27	83.5/34	84.5/32	87.25/32	89/25	79.5/10	89	205
181	(35)	24	Nessa Healy Sue Fay Healy : Eastern Region, Canada	R	78.75/1	86.75/29	96/43	80.5/18	84.7/27	74	83/10	84.75/2	90.25/35	82/2.5	71/0.95	14.5	84.5/36.5	87/38	84.25/20	91.5/38.5	84.75/38	112.5	201
214	(37)	25	Saoirse Cremin Drake : Southern Region, USA	R	81.5/14	80.25/1	95.75/41	71.3/0.96	81.4/8	23	91.5/36	93/31	87.75/21.5	76.5/0.97	81.6/2	54.5	86/42	86/36	91/40	93/45	82/25	118	195.5
133	(26)	26	Sophie Gall Sharon Taylor : Scotland	R	80.5/10	85/17.5	94.25/35	81/20	78.5/0.99	47.5	73.25/0.97	83/0.99	93/45	88.5/27	87.4/35	62.99	82.5/31	83.5/26	86/26	89.5/28	85.75/45	85	195.49
192	(20)	27	Fiadh Sloan Peacock Academy : Cuige Uladh, Eire	R	83.25/25	90.5/43	89.75/18	85.5/37	81.7/10	80	89.5/27	90.5/24	84.75/2	89/28	93/45	79	71.5/7.5	81.25/14	82.75/14	77/6.5	79.9/14	35.5	194.5
195	(21)	28	Roisin Claire Donegan Sylvan Kelly : Cuige Chonnacht, Eire	R	82.75/22	86.25/25	94/33.5	77.5/1	82.9/17	64	89.75/28	96/42	87/17	93/36	84.5/24.5	88.5	75/15	79.75/9	81.75/12	76/5	80.25/16	36	188.5
177	(29)	29	Alice Fairclough Nadine Martin Academy : North West Region, England	R	80.75/11	79.25/0.99	93.5/30	82.75/30	84.2/24	65	84/12	86.75/10	90.75/37	85/18.5	77.1/0.97	40.5	80.5/25	84.25/31	86.25/28	89.6/29	79.7/12	82	187.5
132	(29)	30	Mairéad McGloin Keegan Academy : North West Region, England	R	87/34	82/6	92/21	86/38	82.3/14	69	81/5	80.5/0.98	87.25/19	83.75/12.5	85.7/29	36.5	79/21	83/23.5	88/34	82/14	84.5/37	78.5	184
120	(31)	31	Faye Horan Turley Duggan : Cuige Chonnacht, Eire	R	82/17.5	87.25/32.5	92.6/24	77.1/1	88.3/47	74	82/7	87.5/13	86.75/15	78.75/0.98	82.2/7	27	79.5/22	83.5/26	87/31	89/25	82.5/28	79	180
169	(27)	32	Evelyn GibsonCurran Rooney : Cuige Uladh, Eire	R	82.5/20.5	87/31	79.5/0.98	81.25/21	83.5/21	62.5	91/34	93.5/32.5	76/0.96	80/0.99	83/14	47.49	72/9.5	82.25/19.5	84.5/21	86/17	81.6/23	57.5	167.49
198	(34)	33	Chloe DaviesHalloran : New South Wales, Australia	R	78.75/1	76.25/0.98	82.75/1	74.75/0.98	86.4/36	2.97	90.5/31.5	94/34.5	87.5/20	79.5/0.99	92/39	86	82/29.5	81/13	83.25/16	75.5/4	85.5/43	58.5	147.47
209	(28)	34	Patsy Havern Scoil Rince De Barra : Cuige Uladh, Eire	R	88/40	85.5/21.5	93.25/28.5	82.3/28	85.6/32	88.5	87/20	88.5/17	77.5/0.97	77.25/0.98	80.3/0.99	18.97	73/12	82.25/19.5	79/4	81/12	79.3/8	32	139.47
210	(32)	35	Ceili Dowd Ni Chearra-O'Baolain : Ireland & United Arab Emirates	R	81.25/13	83.25/11	92.75/25.5	87/41	79.2/0.99	49.5	86.5/19	96/42	84/1	88/25	80.6/0.99	45	81/26.5	78.5/4.5	79.5/6	88.75/22.5	79.8/13	41.5	136
166	(33)	36	Josie Higgins Maguire-O'Shea Academy : Southern Region, England	R	77.25/0.99	86/24	78.5/0.97	80.25/17	81.9/12	29.99	90/29	89/19	87/17	87/24	80/0.99	60	70.5/4	82.5/21.5	80.5/9	84.5/15	81.25/21	45	134.99
224	(42)	37	Realtin Doyle Flynn O'Kane Academy : Cuige Mumhan, Eire	R	77.5/0.99	80/1	93.8/32	76.3/0.99	84.3/25	26.99	93/43	87/11	85.25/5.5	83.25/10	81.3/1	26.5	80/23.5	85.5/34.5	85/22	88/21	85/39	80	133.49
125	(38)	38	Annabella Wolfe Hudson Irish Dance Academy : Mid America Region, USA	R	80/7.5	88/35	93/27	75/0.98	83/18	52.5	75.75/0.98	88/15	85/3.5	82.75/7.5	82.6/11	22	70/3	79.5/8	90.75/38	81.5/13	84/36	57	131.5
202	(36)	39	Nora Hiserodt Bell : Mid America Region, USA	R	82.25/19	85.75/23	93.25/28.5	77.75/1	88.6/53	70.5	79/1	87.25/12	89/27	73/0.96	79.7/0.99	13.98	83/32.5	81.5/15.5	81/10	87.5/20	79/6	45.5	129.98
222	(46)	40	Gabriella Molik Mullane Godley : Mid America Region, USA	R	76.5/0.98	85.25/19.5	92.25/22	78.8/9	81.8/11	39.5	90.25/30	83.5/1	81.75/0.99	80.75/0.99	78.3/0.97	2.98	90/53	78.5/4.5	82/13	89.9/32	83.5/35	80	122.48

OIREACHTAS RINCE NA CRUINNE 2026

Final Result for Competition 33 : Girls 10 - 11


Notes: MW = World Medal winner : R = Recaller : Score = Judges marks : IP = Irish Points (Grid Score) : FTC = Failed To Complete : * All Totals exclude High and Low scores

				Linda Ball Hoban	Bernadette Fegan	David Keenan Smith	Brighid Mackness Cox	Andrew Roberts	3rd Round Total (IP) *	Gerard Carroll	Mariam Elbadri	Stephen Masterson	Conor O'Sullivan	Patricia Scamlon	3rd Round total (IP) *	Ryan Carroll	Yzanne Cloonan Noone	Molly Curran	Lorraine Duggan	Donna Means-King	5th Round Total (IP) *	TOTAL IP *	
Card	Position @ recall	Final Place	Name/School	Status	ROUND 1 : Score/IP					ROUND 2 : Score/IP					ROUND 3 : Score/IP								
211	(39)	41	Ella Ganly Murray Academy : New England Region, USA	R	78/0.99	86.75/29	85.1/5	78.3/5	80.9/6	16	88.75/23	84.5/1	89/27	92/33	82/5	55	72/9.5	81.5/15.5	84/19	86.5/18	80/15	48.5	119.5
184	(44)	42	Cecelia Theobald Onórach Mulhern Geraghty : USA & Ireland	R	79.75/5.5	76.75/0.98	85/3.5	79.4/12	77.5/0.98	9.98	83.5/11	86/7	80.5/0.98	91/32	84/21	39	78.5/19.5	84/29.5	83.75/18	79/9	80.6/18	55.5	104.48
165	(40)	43	Emelia Judge-Zintel The Michaela Hinds Academy : Eastern Region, Canada	R	86.5/32	86.75/29	83.75/1	77/1	85.9/33	62	78/0.99	81.5/0.99	82/0.99	83.5/11	72/0.95	2.97	72.5/11	82/17.5	81.5/11	85/16	79.4/9	38	102.97
173	(45)	44	Abigail Stanek Cashel Academy : Mid America Region, USA	R	79.5/3.5	82.5/8	94/33.5	75.75/0.99	86.2/35	45	70.25/0.96	79.75/0.98	75/0.96	74/0.96	81/1	2.9	71/5.5	79/6.5	85.25/23	87.25/19	80.75/19	44.5	92.4
157	(47)	45	Leah McCaig Murray Academy : New England Region, USA	R	75.5/0.97	77.25/0.99	84.5/1	78.5/7	71.5/0.96	2.96	77.75/0.99	73.5/0.96	89/27	85/18.5	83.6/20	39.49	74/14	83/23.5	79.75/7	89.25/27	78.5/3	44.5	86.95
139	(48)	46	Corah Cullen Domican Academy : Cuige Chonnacht, Eire	R	79/1	78/0.99	72/0.95	75.25/0.99	89/60	2.97	82.25/8	92.5/29.5	76.5/0.96	77/0.98	85.1/26	34.98	73.5/13	82.5/21.5	79/4	75/3	81.5/22	38.5	76.45
203	(43)	47	Ava Rust Kavanagh Porter: USA & Ireland	R	83.5/26	81.25/3	86.25/9	80.75/19	83.8/22	50	77.5/0.99	84.25/1	83.75/1	79.25/0.99	78.2/0.97	2.97	76/16	78/3	80/8	80/11	78.7/4	23	75.97
122	(41)	48	Gracie Foley Nadine Martin Academy : North West Region, England	R	82.5/20.5	85/17.5	90/19	77.9/2	80.1/1	38.5	84.25/13	81.75/0.99	85.25/5.5	80/0.99	83.1/15	19.49	71/5.5	79/6.5	79/4	78/8	78.9/5	17	74.99
128	(49)	49	Noelle Vizcaino - Harkins Maguire-O'Shea Academy : Southern Region, England		78/0.99	79/0.99	81/0.99	79/10	73/0.96	2.97	77.75/0.99	82.25/0.99	89.75/30	89.5/29	81.9/4	33.99							36.97
225	(50)	50	Charlotte Waldschmidt Kristin Butke : Southern Region, USA		83.75/27.5	82.25/7	81.25/0.99	81.8/25	76.4/0.98	32.99	68.75/0.96	88.75/18	84.25/1	81.25/1	78.6/0.98	2.97							35.96
124	(51)	51	Grace Reidell Morse Academy : Mid Atlantic Region, USA		84/29	80/1	88/13	73/0.97	75/0.97	14.97	77/0.99	80/0.98	87/17	85.25/20	76.2/0.96	18.97							33.94
126	(52)	52	Claire O'Brien Kavanagh Porter: USA & Ireland		81/12	78/0.99	79/0.98	78/3	80/1	4.99	89.3/26	85.75/6	87.75/21.5	81/1	80.2/0.99	28.5							33.48
186	(53)	53	Bonnie Kane Flynn O'Kane Academy : Cuige Laighean, Eire		78.25/0.99	81.5/4	82.5/0.99	78.75/8	83.2/19	12.99	76.5/0.99	88.25/16	84/1	78.5/0.98	83.5/19	17.98							30.98
156	(54)	54	Nora Welander Beglan Academy : Mid America Region, USA		73.75/0.96	77/0.98	76.5/0.97	73.5/0.97	70.1/0.95	2.9	77.25/0.99	69.25/0.96	88.5/24.5	81/1	85.3/27	26.49							29.39
215	(55)	55	Soraya Perkins Glendarragh : Midlands Region, England/Wales		79.5/3.5	77.5/0.99	80.5/0.99	73.8/0.98	78.3/0.98	2.96	92.5/39	83.75/1	85.75/9	84.25/15	80.7/0.99	25							27.95
207	(56)	56	Phoebe Shuter The Academy : Mid America & Western Australia		73.75/0.96	76.5/0.98	81.75/0.99	81.75/24	80.3/2	3.97	82.5/9	86.5/9	86/11.5	82.5/5.5	79.1/0.98	23.5							27.47
174	(57)	57	Mary Gosney McKeever : Western Region, USA		72/0.94	83/9.5	69.5/0.94	71.25/0.96	76.2/0.98	2.88	88/21	89.75/22	84/1	81/1	79/0.98	22.99							25.87
130	(58)	58	Anya Krylov DeNogla Academy : Mid Atlantic Region, USA		82/17.5	72/0.97	74/0.96	82/26	72/0.96	19.43	80.25/3	74.25/0.97	84/1	78.25/0.98	82.7/12	4.98							24.41
204	(59)	59	Cora McMorrow Maguire-O'Shea Academy : Southern Region, England		80/7.5	81.75/5	78.75/0.98	77.25/1	79.6/0.99	6.99	74/0.98	95/37	81/0.99	84/14	77.2/0.97	15.96							22.95
123	(60)	60	Hannah Kilpatrick Brosnan Academy : New South Wales, Australia		75.5/0.97	84.25/14	84.1/1	75.8/0.99	77.2/0.98	2.97	85.5/17	78.5/0.98	79/0.98	90/30	78.7/0.98	18.95							21.92

OIREACHTAS RINCE NA CRUINNE 2026

Final Result for Competition 33 : Girls 10 - 11


Notes: MW = World Medal winner : R = Recaller : Score = Judges marks : IP = Irish Points (Grid Score) : FTC = Failed To Complete : * All Totals exclude High and Low scores

																					
		Linda Ball Hoban	Bernadette Fegan	David Keenan Smith	Brighid Mackness Cox	Andrew Roberts	3rd Round Total (IP) *	Gerard Carroll	Mariam Elbadri	Stephen Masterson	Conor O'Sullivan	Patricia Scamlon	3rd Round total (IP) *	Ryan Carroll	Yzanne Cloonan Noone	Molly Curran	Lorraine Duggan	Donna Means-King	5th Round Total (IP) *	TOTAL IP *	
Card	Position @ recall	Final Place	Name/School	Status	ROUND 1 : Score/IP					ROUND 2 : Score/IP					ROUND 3 : Score/IP						
205	(80)	79(T)	Anna CullinanSlevin : Cuige Chonnacht, Eire		79/1	85.25/19.5	80.25/0.99	71.8/0.96	73.2/0.96	2.95	71.75/0.97	80.25/0.98	78.5/0.97	72.75/0.96	74/0.95	2.9					5.85
144	(83)	82(T)	Annabel GrantKavanagh Porter: USA & Ireland		74.5/0.97	69.25/0.96	73/0.95	70.75/0.96	74/0.97	2.88	76.25/0.99	81/0.99	83/0.99	75.25/0.97	81.4/1	2.96					5.84
167	(82)	82(T)	Caoimhe Reaney Kristin Butke : Southern Region, USA		76.75/0.98	76/0.98	71/0.95	74.25/0.98	76.6/0.98	2.94	67/0.95	85.5/5	79/0.98	75/0.97	77/0.97	2.91					5.84
152	(84)	84	Hope Jesop Southern Irish Dance : Southern Region, USA		76.5/0.98	75.5/0.97	78.75/0.98	69.5/0.95	73.5/0.97	2.92	73.25/0.97	62.75/0.94	81/0.99	73.75/0.96	78.8/0.98	2.91					5.83
121	(85)	85(T)	Harlowe StewartRising Tide : Eastern Region, Canada		76.5/0.98	77/0.98	77.75/0.97	72.6/0.97	70.8/0.95	2.92	74.75/0.98	76/0.97	75.5/0.96	76.75/0.98	73/0.95	2.9					5.82
141	(86)	85(T)	Maisey keane Ceim Oir : Southern Region, England		76/0.98	71/0.96	80/0.98	69.75/0.95	70/0.94	2.89	77.25/0.99	77/0.97	73.75/0.95	76.25/0.97	83.3/17	2.93					5.82
170	(87)	87	Francesca Elliffe Harney-Crawford Academy : New England Region, USA		77.5/0.99	73/0.97	77.5/0.97	72.5/0.97	73.7/0.97	2.91	72/0.97	71.75/0.96	88.5/24.5	76/0.97	76/0.96	2.9					5.81
161	(88)	88(T)	Hannah Bowers Kelly Hendry : North East Region, England		74.25/0.96	66/0.95	72/0.95	70.1/0.95	76/0.98	2.86	76.75/0.99	79.25/0.98	75.75/0.96	76/0.97	84.3/23	2.94					5.8
172	(89)	88(T)	Maeve Santry Bentley Academy : Mid America Region, USA		75/0.97	70.5/0.96	79.25/0.98	76/0.99	79.5/0.99	2.94	70/0.96	65.5/0.95	71/0.94	67/0.95	76.5/0.96	2.86					5.8
180	(90)	90(T)	Maeve Kaag Celtic Steps : Western Region, USA		72.25/0.94	76.5/0.98	86.75/10	73.75/0.98	75.5/0.97	2.93	69.5/0.96	62.5/0.94	79/0.98	72/0.96	70.1/0.95	2.86					5.79
213	(91)	90(T)	Keavy Brayne McCarron : Midlands Region, England/Wales		76/0.98	80.75/2	73.9/0.96	70.9/0.96	79.7/1	2.93	66.25/0.95	77.5/0.97	71.5/0.94	74.5/0.96	72.1/0.95	2.86					5.79
220	(92)	90(T)	Madelyn Skelly Brady Campbell : Mid America Region, USA		72.25/0.94	71.25/0.97	78.25/0.97	73.9/0.98	88.2/45	2.92	67.25/0.95	74.75/0.97	74.75/0.95	68/0.95	80.8/1	2.87					5.79
147	(97)	93(T)	Violet Gomez Mullane Godley : Mid America Region, USA		73.5/0.96	72.5/0.97	77/0.97	72/0.96	69.5/0.94	2.89	74.25/0.98	71.25/0.96	73/0.95	72.5/0.96	83.4/18	2.89					5.78
150	(96)	93(T)	Adara Engel Bell : Mid America Region, USA		75/0.97	69/0.96	73/0.95	79.5/13	74.5/0.97	2.89	68.25/0.96	64.25/0.95	78.25/0.97	74.25/0.96	79.6/0.99	2.89					5.78
171	(93)	93(T)	Mila Murray Keegan Academy : North West Region, England		76.25/0.98	68/0.95	80.75/0.99	72.25/0.97	82.5/15	2.93	66.5/0.95	68.75/0.96	74/0.95	65.5/0.94	75/0.96	2.85					5.78
196	(95)	93(T)	Evelyn Hermann Corda Mor : Mid America Region, USA		72.75/0.95	69.5/0.96	73/0.95	76.75/0.99	80.5/3	2.9	75.5/0.98	74/0.97	71.75/0.94	71.5/0.95	75.5/0.96	2.88					5.78
229	(94)	93(T)	Hallie Carpenter Connolly Irish Dance : Western Region, USA		74/0.96	83.75/12	79.6/0.98	70.4/0.95	70.4/0.95	2.9	72.25/0.97	68/0.96	80.25/0.98	73.5/0.96	75.2/0.96	2.89					5.78
119	(98)	98(T)	Felicity Ferry McDade-Cara : Mid Atlantic Region, USA		73/0.95	67/0.95	74.4/0.96	72.9/0.97	79.3/0.99	2.88	76/0.98	67.5/0.96	74.75/0.95	83.75/12.5	69.6/0.94	2.89					5.77
212	(100)	98(T)	Aislin Ploessl Beglan Academy : Mid America Region, USA		78.5/0.99	70.25/0.96	75.4/0.96	69.8/0.95	79.9/1	2.92	66.75/0.95	67/0.95	72.5/0.95	77.5/0.98	70.2/0.95	2.85					5.77
218	(99)	98(T)	Cordelia Bruels Celtic Steps : Western Region, USA		75.25/0.97	66.75/0.95	76/0.97	68.3/0.94	71.7/0.96	2.87	67.5/0.95	64.75/0.95	80/0.98	76.5/0.97	77.6/0.97	2.89					5.77

OIREACHTAS RINCE NA CRUINNE 2026

Final Result for Competition 33 : Girls 10 - 11

Notes: MW = World Medal winner : R = Recaller : Score = Judges marks : IP = Irish Points (Grid Score) : FTC = Failed To Complete : * All Totals exclude High and Low scores

																					
		Linda Ball Hoban	Bernadette Fegan	David Keenan Smith	Brigid Mackness Cox	Andrew Roberts	3rd Round Total (IP) *	Gerard Carroll	Mariam Elbadri	Stephen Masterson	Conor O'Sullivan	Patricia Scamlon	3rd Round total (IP) *	Ryan Carroll	Yzanne Cloonan Noone	Molly Curran	Lorraine Duggan	Donna Means-King	5th Round Total (IP) *	TOTAL IP *	
Card	Position @ recall	Final Place	Name/School	Status	ROUND 1 : Score/IP					ROUND 2 : Score/IP					ROUND 3 : Score/IP						
148	(101)	101	Logan Martens Onórach Mulhern Geraghty : USA & Ireland		72/0.94	65/0.95	76/0.97	67/0.94	67/0.94	2.83	73.75/0.98	69.75/0.96	76/0.96	79.5/0.99	84.1/22	2.92					5.75
197	(102)	102	Liesel Deck Richens/Timm : Mid America Region, USA		73.25/0.95	66.25/0.95	70.5/0.94	72.4/0.97	75.7/0.97	2.87	69.25/0.96	63.75/0.95	79.25/0.98	69/0.95	76.1/0.96	2.87					5.74
136	(104)	103(T)	Quinn D'Alesio Short : Eastern Region, Canada		74/0.96	71.5/0.97	73/0.95	70/0.95	70.2/0.95	2.86	67.75/0.95	72.5/0.96	79/0.98	69.5/0.95	69.7/0.95	2.86					5.73
153	(103)	103(T)	Kellin Beattie Wilson-Bryson-Dennis School : Eastern Region, Canada		72.5/0.95	64.25/0.94	73.5/0.96	71.5/0.96	72.5/0.96	2.86	68/0.95	60/0.94	78/0.97	71/0.95	76.3/0.96	2.87					5.73
151	(105)	105(T)	Sarah Kiechle Irish Dance Studio Kempton : Germany	Aisling	73.25/0.95	63.5/0.94	85/3.5	70.25/0.95	69.9/0.94	2.85	64.5/0.94	65/0.95	74.25/0.95	66.5/0.95	74.5/0.96	2.85					5.69
163	(106)	105(T)	Molly StansellBrady Academy : Western Region, Canada		72.75/0.95	64.7/0.94	71/0.95	69.3/0.95	69.6/0.94	2.83	68/0.95	75.25/0.97	75.5/0.96	65/0.94	70/0.95	2.86					5.69
191	(107)	105(T)	Mackenzie Culbert Knock O'Hogan Irish Dance : Western Region, Canada		73.5/0.96	66.5/0.95	73/0.95	68.75/0.94	71.4/0.96	2.86	65/0.94	60/0.94	74.75/0.95	66/0.95	69.5/0.94	2.83					5.69
143	(108)	108(T)	Annabelle Dickson Celtic Steps : Western Region, USA		73/0.95	64.5/0.94	73.75/0.96	68/0.94	71/0.95	2.85	65.25/0.94	66/0.95	70/0.94	75.75/0.97	69.3/0.94	2.84					5.68
178	(109)	108(T)	Maggie Berg Steel : Western Region, Canada		76/0.98	65.5/0.95	73/0.95	71.75/0.96	69.8/0.94	2.86	64/0.94	61/0.94	70/0.94	62/0.94	69.1/0.94	2.82					5.68
140	(110)	110	Alison Wingerning Kelly : Western Region, USA		72/0.94	64/0.94	69.75/0.94	69/0.94	70.7/0.95	2.83	65.5/0.94	63/0.95	75.5/0.96	64.5/0.94	79.4/0.98	2.85					5.67
194	(111)	111	Grace Skovgaard-Kent Ticalie Academy : Western Region, Canada		71.75/0.94	62/0.94	70.25/0.94	68.5/0.94	70.3/0.95	2.82	66/0.94	62/0.94	72/0.94	63/0.94	69.2/0.94	2.83					5.65

THANK YOU FOR CHOOSING FEISRESULTS.COM