

# Oireachtas Rince na Cruinne 2025



**Results for Competition 25 : Ladies 18 - 19**

## **Adjudicators**

### *Round 1*

**Ciaron Brooks**

**Dearbhla Fay**

**Julie Loughlin**

**Kathleen Maguire-O'Shea**

**David Moore**

### *Round 2*

**Jackie Kennedy**

**Christine Maguire-Duignan**

**Katie Maguire-McMorrow**

**Julie Showalter-Marshall**

**Bernadette Weeks**

### *Round 3*

**Miceal Hopkins**

**Jonathan McMorrow**

**Patricia Murphy**


**Maureen Miller**

**Cian Ó'Nualláin**

# Oireachtas Rince na Cruinne 2025

## Final Result for Competition 25 : Ladies 18 - 19

Notes: MW = World Medal winner : R = Recaller : Score = Judges marks : IP = Irish Points (Grid Score) : FTC = Failed To Complete : \* All Totals exclude High and Low scores

																							
			Ciaron Brooks	Dearbhla Fay	Julie Loughlin	Kathleen Maguire-O'Shea	David Moore	3rd Round Total (IP) *	Jackie Kennedy	Christine Maguire-Duignan	Katie Maguire-McMorrow	Julie Showalter-Marshall	Bernadette Weeks	3rd Round total (IP) *	Miceal Hopkins	Jonathan McMorrow	Maureen Miller	Patricia Murphy	Cian ÓNualláin	5th Round Total (IP) *	TOTAL IP *		
Card	Position @ recall	Final Place	Name/School	Status	ROUND 1 : Score/IP					ROUND 2 : Score/IP					ROUND 3 : Score/IP								
130	(1)	1	Carmen Maria McAleer The Carson Academy : Cuige Uladh, Eire	MW	98/100	98/100	94/100	88.5/46.25	98/100	300	91/65	95/65	92.5/62.5	96.3/60	93.1/56	187.5	97.5/75	96/75	99.9/100	93/100	97/100	275	762.5
178	(2)	2	Aoibhe Twomey Flynn O'Kane Academy : Cuige Mumhan, Eire	MW	97.5/75	97.5/75	93/75	92/100	97/75	225	94.75/100	97/100	92/56	97/75	93/53	231	98/100	96.5/100	99.8/75	87.5/53	94.5/65	240	696
134	(3)	3	Kirsten Mullan McCaul : Cuige Uladh, Eire	MW	96.5/60	96.2/56	90/56	85/0.99	95.15/60	172	90.5/60	94.6/53	89.6/50	98/100	90.1/33	163	95.5/54.5	91.5/56	99.5/65	84.1/43	92/44	154.5	489.5
198	(4)	4	Rachel KennedyScoil Rince Ui Bhriain : Cuige Mumhan, Eire	MW	93.7/27	95.8/53	92/65	88.5/46.25	93.55/45	144.25	88/50	95.5/75	87.8/38	94.4/38	94/100	163	87/15.5	94/60	96.1/28	88/56	96/75	144	451.25
166	(6)	5	Elise Miklos The Academy : Mid America & Western Australia	MW	96/54.5	96.4/60	87.75/43	87/25	95/54.5	152	84/29	87/19	92.5/62.5	94.5/39	89.2/26	94	95.5/54.5	82.5/30	99.3/60	89/60	93.75/58	172.5	418.5
149	(5)	6	Naiose McCrory Doherty Petri : USA & Ireland	MW	95/44	92.3/30	87.5/41	87/25	95.2/65	115	87/47	94.25/47	89/47	95.1/45	93.25/60	141	95/50	90.25/50	98.4/53	91/75	92/44	153	409
193	(11)	7	Emma Eaton Ceim Oir : Southern Region, England	MW	95/44	94.3/43	79/1	87/25	93.5/43	111	82.2/13	94.5/50	87.4/35	93.7/30	92.85/47	112	96.5/60	95/65	97.6/43	82.3/34	93.75/58	161	384
153	(13)	8	Heather Scanlon Joanne Kavanagh Academy : Cuige Laighean, Eire	MW	93.75/28	91.3/24	89/53	88/34.5	90.4/34	96.5	85/39.33	94.8/60	84.9/10.5	95.4/47	91.85/39	125.33	97/65	87.5/41	97.4/39	90/65	93.5/53	159	380.83
129	(8)	9	Freya Akers-Hart Ward-Mallinson : North West Region, England	MW	93.5/23	85/0.97	88/45	88/34.5	91.5/41	98.5	84.95/37	93/43	91/53	96.1/53	91.15/38	134	90.5/32.5	77.5/9	96.8/34	83.9/41	92.5/47	107.5	340
185	(10)	10	Grace E Davitt Ward-Mallinson : North West Region, England	MW	96/54.5	95.4/47	88.25/47	87.75/31	91.1/39	133	85/39.33	89/26	87.5/36	93.6/28.5	88.9/23.5	90.5	94.3/45	90/47	94.8/10.5	80.2/20	91.25/39	104	327.5
197	(7)	11	Clodagh Healy Scoil Ui Ruaire : Cuige Mumhan, Eire	MW	95.25/47	95.7/50	80.25/6.5	88/34.5	93.6/47	128.5	82.4/14	90.5/32	87.9/40	93.9/33	93.5/65	105	86.5/14	89.5/45	95.1/15	85/45	85/21	81	314.5
189	(11)	12	Fiona Marino Murray Academy : New England Region, USA	MW	94.2/35	92.5/31	84.5/30	88.75/54.5	94/50	116	90/56	91/34	86.75/30	92.2/20.5	92.2/43	107	88.3/25.5	81.5/27	96.7/33	81.9/31	90/31.5	89.5	312.5
121	(14)	13	Brigid Neuheardt Celtic Steps : Western Region, USA	MW	97/65	94/41	83/22	89/60	95/54.5	155.5	70/0.95	84.75/9	84/1.17	92.9/26	89.5/29.5	36.17	88.25/24	87/39	98.1/47	82/32	91.5/41	112	303.67
117	(15)	14	Emma Martin Doherty Petri : USA & Ireland	MW	92.75/15	86.4/0.98	85.25/33	90/65	90.9/35	83	82.95/19	86.25/15	92.8/75	96/50	91/37	106	92/38	81.25/26	97.3/38	80.9/25	90.25/33.5	97.5	286.5
123	(18)	15	Anya Rose Maguire McLaughlin : Scotland	MW	90.5/0.99	93/34	82/17.5	86/7.5	90/32	57	94.25/75	91.75/36	88/44	93.2/27	83.85/0.98	107	89/28	91/53	96.9/35	81.5/29	90.25/33.5	97.5	261.5
205	(9)	16	Ella Catchpole Michael Patrick Gallagher : Western Region, USA	MW	95.5/50	93.2/35.5	87.25/39	86.5/14.5	87.45/26	100.5	82.9/17.5	92.5/39	93/100	81.3/0.97	93.85/75	131.5	85/5	85.6/35	94.5/7	79.5/16	75/3	28	260
140	(17)	17	Grace Butterworth Keegan Academy : North West Region, England	R	94.75/40	91.7/26	91/60	88.75/54.5	90.3/33	127.5	79.15/0.99	86.75/17.5	85.2/18.5	96.2/56	86.85/1.5	37.5	93/39	79.6/19	94.9/12.5	83.4/38	88.5/28	85	250
209	(22)	18	Riana Grace MacDermott Heritage Irish Dance Company : Mid Atlantic Region, USA	R	93.4/21.5	90.9/20	82.75/21	87.25/28	88.01/29	70.5	88.5/53	88/23	86.95/31	89.9/8	89.25/27.5	81.5	86/11	88.25/43	95.7/25	87/50	87/25	93	245
214	(16)	19	Aselin Bates Short : Eastern Region, Canada	R	94.6/37	93.6/38	83.75/26	91/75	91.01/37	112	84.4/34	90.25/31	87.2/34	88.7/2.5	85.95/1	67.5	85.75/9	80.25/23	95.6/23.5	81/26	83/17	63.5	243

# Oireachtas Rince na Cruinne 2025

## Final Result for Competition 25 : Ladies 18 - 19

Notes: MW = World Medal winner : R = Recaller : Score = Judges marks : IP = Irish Points (Grid Score) : FTC = Failed To Complete : \* All Totals exclude High and Low scores




			Ciaron Brooks	Dearbhla Fay	Julie Loughlin	Kathleen Maguire-O'Shea	David Moore	3rd Round Total (IP) *	Jackie Kennedy	Christine Maguire-Duignan	Katie Maguire-McMorrow	Julie Showalter-Marshall	Bernadette Weeks	3rd Round total (IP) *	Miceal Hopkins	Jonathan McMorrow	Maureen Miller	Patricia Murphy	Cian ÓNualláin	5th Round Total (IP) *	TOTAL IP *		
Card	Position @ recall	Final Place	Name/School	Status	ROUND 1 : Score/IP				ROUND 2 : Score/IP				ROUND 3 : Score/IP										
173	(21)	20	Emma PaoleschiTir Na Greine : Southern Region, USA	R	94.25/36	93.8/39	72.5/0.96	88.25/39.33	87.4/25	100	83/20	80/0.98	82.5/0.97	93.8/31.5	92.9/50	52.48	91.3/36	79.3/17	96.5/31	80.4/21	93/50	88	240.48
133	(25)	21	Katie Byrne Kavanagh Porter: USA & Ireland	R	88/0.98	91/21	87/38	85.5/1	77.5/0.97	22.97	83.65/23.5	94.75/56	87.9/40	96.6/65	86.95/4.5	119.5	87.75/21	80.75/24	97.2/37	82.5/35	89.5/30	89	231.47
199	(19)	22	Emma Magnolia Jose Doherty Petri : USA & Ireland	R	94.1/33.5	91.9/28	85.5/34	88.25/39.33	80.7/9	95.5	82.7/15	80.5/0.98	86/26.5	94.2/36	88.1/16.5	58	85.5/8	86/37	95.9/27	83/37	82/13	77	230.5
116	(20)	23	Sarah Donohoe Joanne Kavanagh Academy : Cuige Laighean, Eire	R	93.9/29.5	86.2/0.98	84.75/31	86.75/20	85.3/13	62.5	85.9/45	92.75/41	85.6/21.5	91.7/18	89.25/27.5	90	91/34	79.75/20	97.7/45	79.9/17	84/19	73	225.5
207	(23)	24(T)	Ella O'donnellHerlihy Burgoine : Southern Region, England	R	94.7/38	88/1	81.25/12	86.75/20	82.31/11	43	84.75/36	89.75/29	85.9/24	95/42	92.75/45	107	88/22.5	82/28	94.1/3.5	83.5/39	81/8	58.5	208.5
218	(24)	24(T)	Ilona Martilla The Carson Academy : Cuige Uladh, Eire	R	94.75/40	91.1/22	85/32	88.5/46.25	91.02/38	110	82.9/17.5	77.75/0.97	85.5/20	93.6/28.5	86.15/1	38.5	85.25/6.5	79/15	97.5/41	80/18	88/27	60	208.5
142	(27)	26	Caitlin Ni RiainScoil Uí Ruairc : Cuige Mumhan, Eire	R	93.6/24.5	96.9/65	83.25/23	84/0.97	82/10	57.5	80.35/1	91.5/35	84.95/12	95/42	90.8/35	82	88.5/27	78.8/14	94.8/10.5	80.7/23	90.75/37	64	203.5
115	(28)	27	Julia Willsey Mattierin : Western Region, Canada	R	93.65/26	87.6/0.99	85.75/35	88/34.5	90.91/36	95.5	83.95/28	78.75/0.98	84.5/5	86/0.99	87.95/14	19.99	90/30	83.25/32	95.3/17.5	80.5/22	90/31.5	83.5	198.99
177	(40)	28	Cecilia Neuheardt Celtic Steps : Western Region, USA	R	93.6/24.5	91.2/23	82.25/19	85/0.99	86/21.5	63.5	83.5/21.5	75/0.96	81.6/0.97	83/0.98	87.8/12	13.94	94.5/47	81/25	98.2/50	82.9/36	85.5/22	108	185.44
141	(30)	29	Molly AubertineForbes : New England Region, USA	R	92/10	91.8/27	88.5/50	85.75/1.5	80/3	40	83.85/27	88.25/24	83.7/0.99	90.8/15	89.75/31	66	94/43	79.25/16	95/14	80.8/24	91/38	78	184
191	(34)	30	Isabella Rooney Inishfree : Mid Atlantic Region, USA	R	94/31.5	80.7/0.95	83.5/25	85/0.99	85.7/17	42.99	83.5/21.5	86.5/16	85/15	90.7/14	76.5/0.96	45	90.25/31	85.75/36	96.25/29	78.1/12	90.5/35.5	95.5	183.49
216	(29)	31	Kirsten HarkinFerry Academy : Cuige Uladh, Eire	R	92.8/16.5	90.7/18	80.25/6.5	85.5/1	87.6/27.5	41	83.7/25	83.5/3	85/15	94/34	90.75/34	74	87.3/18	78/11	95.5/21	86/47	89/29	68	183
118	(26)	32	Maeve HickeyBranton Academy : Eastern Region, Canada	R	94.1/33.5	88.4/1	84.4/29	88.5/46.25	75.7/0.96	63.5	77/0.98	92.25/38	88/44	94.3/37	86.85/1.5	76.5	86/11	75.75/3	95.4/19	77.5/8	86/23	38	178
187	(33)	33	Amy Mason Walton : New South Wales, Australia	R	92.6/13.5	89.6/11	74.1/0.97	86.75/20	78.77/0.99	25.49	78/0.99	92/37	84.75/7	91.9/19	92/41	63	91.5/37	86.5/38	94.6/8	78.6/14	86.5/24	75	163.49
222	(31)	34	Elise Leary Drake : Southern Region, USA	R	91.7/6.5	88.9/5	81.8/15.5	88.25/39.33	79.73/1	27	84.45/35	84.5/8	87/32.5	93.8/31.5	84.9/0.99	72	87.5/19.5	78.5/13	95.5/21	76/3	90.5/35.5	53.5	152.5
184	(35)	35	Sarah Margaret Gallagher Caroline Greene School : Scotland	R	81.8/0.96	84.8/0.97	79/1	85/0.99	77.22/0.97	2.92	84.1/30	89.25/27	85.9/24	81/0.97	90/32	81	88.3/25.5	82.25/29	95.6/23.5	78.5/13	82.75/16	65	148.92
163	(37)	36	Darcy TeeseMelbourne Academy : Victoria, Australia	R	91.75/8.5	92.8/33	86.5/37	86/7.5	85.91/20	61.5	81.1/5	83.25/2	85/15	90/10	85/0.99	17	93.5/41	79.8/21	96.6/32	78/11	82.25/14	67	145.5
135	(41)	37	Meghan BozeTir Na Greine : Southern Region, USA	R	94/31.5	87.5/0.99	86/36	85.5/1	86/21.5	54	76.35/0.98	85.25/11	81.7/0.97	90.2/12	84.95/0.99	12.97	87/15.5	82.75/31	98.5/56	80.1/19	87.5/26	76	142.96
127	(32)	38	Annabel Maria McDonald Clann Lir Academy : New England Region, USA	R	90/0.99	94.8/45	80/5	87.5/30	87/23	58	79.9/0.99	78.25/0.97	84.8/8.5	94.1/35	88.3/21	30.49	87.25/17	79.5/18	95.3/17.5	81.6/30	80/7	52.5	140.99

# Oireachtas Rince na Cruinne 2025

## Final Result for Competition 25 : Ladies 18 - 19


Notes: MW = World Medal winner : R = Recaller : Score = Judges marks : IP = Irish Points (Grid Score) : FTC = Failed To Complete : \* All Totals exclude High and Low scores

			Ciaron Brooks	Dearbhla Fay	Julie Loughlin	Kathleen Maguire-O'Shea	David Moore	3rd Round Total (IP) *	Jackie Kennedy	Christine Maguire-Duignan	Katie Maguire-McMorrow	Julie Showalter-Marshall	Bernadette Weeks	3rd Round total (IP) *	Miceal Hopkins	Jonathan McMorrow	Maureen Miller	Patricia Murphy	Cian ÓNualláin	5th Round Total (IP) *	TOTAL IP *		
Card	Position @ recall	Final Place	Name/School	Status	ROUND 1 : Score/IP				ROUND 2 : Score/IP				ROUND 3 : Score/IP										
162	(39)	39	Tara Malone DeNogla Academy : Mid Atlantic Region, USA	R	88.25/0.98	92.6/32	76.75/0.99	84.75/0.98	85.35/14	15.97	82.1/11	93.5/45	86.5/29	92.3/22	87/6	62	90.5/32.5	76.75/6	94.7/9	81.1/27.5	83.5/18	54.5	132.47
136	(36)	40	Ffion Elson O'Donnell Maguire : Midlands Region, England/Wales	R	87/0.98	89.5/10	74.5/0.97	84/0.97	78.1/0.98	2.92	83.75/26	90.75/33	87.7/37	89/5.5	88.3/21	80	86.3/13	78.25/12	95.2/16	82.1/33	81.5/11.5	41	123.92
179	(38)	41	Colleen Mallon Gray School : New England Region, USA	R	92.1/11	90.3/15	78.25/1	86/7.5	85.65/16	33.5	80.2/1	90/30	81.7/0.97	92.2/20.5	88.9/23.5	45	87.5/19.5	77.75/10	95.5/21	77.6/9	79/6	38.5	117
146	(42)	42	Lily O'Leary Kiely-Walsh Academy : Cuige Mumhan, Eire	R	89/0.98	90.6/17	81/11	86.75/20	85.5/15	43	77.85/0.98	85.5/12	84.6/6	84.6/0.98	87.2/10	16.98	88/22.5	76/4	94.9/12.5	81.1/27.5	84.5/20	55	114.98
138	(43)	43	Isabella Toubia Newry Studio : South Australia	R	82.75/0.96	90.4/16	74.75/0.97	84.5/0.98	78.14/0.98	2.93	80.15/1	88.75/25	86/26.5	92.7/23	86.95/4.5	52.5	91.25/35	77/7.5	96.4/30	76.1/4	82.5/15	52.5	107.93
202	(45)	44	Lexie Russell AMDC : North East Region, England	R	92.6/13.5	86.5/0.98	78.1/0.99	86.5/14.5	80.6/8	22.49	79.9/0.99	82.75/1	86.4/28	92.8/24.5	83.75/0.98	26.49	84/3	84.5/33	95.8/26	79/15	78/5	46	94.98
188	(46)	45	Isabelle Breslin Kavanagh Porter : USA & Ireland	R	92.8/16.5	88.6/3	78.1/0.99	86/7.5	88.3/30	27	80.5/1	82.75/1	83.9/0.99	90/10	89.5/29.5	12	89.5/29	85/34	94.4/6	77.9/10	81.25/9.5	48.5	87.5
132	(48)	46	Clare Mary Doherty Doherty Petri : USA & Ireland	R	86/0.97	90.2/14	76.5/0.98	86/7.5	79.5/1	9.48	73.55/0.97	83.75/4	85.2/18.5	87/0.99	88.3/21	23.49	85.25/6.5	80/22	97.1/36	77.2/7	81.5/11.5	40.5	73.47
192	(44)	47	Ciara-Leigh Carey Carey SW Academy : New South Wales, Australia	R	90.9/1	87.8/0.99	73.1/0.96	87.25/28	87.6/27.5	29.49	72.3/0.96	87.75/22	82.9/0.98	81.7/0.97	88.2/18	19.95	86/11	77/7.5	94.3/5	76.9/5	81.25/9.5	22	71.44
208	(47)	48	Sarah Paoleschi Tir Na Greine : Southern Region, USA	R	93/19	93.4/37	77.1/0.99	86/7.5	80.5/5.5	32	74.75/0.97	80.25/0.98	83.6/0.99	87/0.99	87.6/11	2.96	84.5/4	76.5/5	94.1/3.5	77/6	76.5/4	13	47.96
217	(49)	49	Mattea Battenfield Doherty Petri : USA & Ireland		90.6/0.99	86.1/0.98	83.4/24	88/34.5	80.42/4	28.99	70/0.95	82/0.99	85/15	86/0.99	85.2/0.99	2.97							31.96
157	(50)	50	Aiveen Finnerty Stephanie Power : Cuige Chonnacht, Eire		91/1	90.8/19	80.75/9	86.75/20	78.6/0.99	29	80/0.99	74/0.95	83.4/0.99	82/0.97	83/0.98	2.94							31.94
196	(51)	51	Mia Robinson Dwyer-Whelan : New South Wales, Australia		91.5/4	85.8/0.98	79.25/1	87.25/28	75/0.96	5.98	80.4/1	82.25/0.99	84.8/8.5	92.8/24.5	87.9/13	22.5							28.47
186	(52)	52	Lucy Cunningham Gott-Hughton Academy : Western Region, Canada		90.7/1	89.3/9	76.1/0.98	86.5/14.5	85.8/18	24.5	72.15/0.96	76/0.96	82.6/0.98	86.7/0.99	90.85/36	2.93							27.42
152	(53)	53	Laura Jane Leggett Onórach Mulhern Geraghty : USA & Ireland		89.25/0.98	88.7/4	81.5/13	84/0.97	78.3/0.98	5.97	82/9.5	82.7/1	84.3/4	90/10	87.05/7	20.5							26.47
160	(54)	54	Ailbhe O'Neill Fegan Academy : Cuige Laighean, Eire		89.8/0.99	86.3/0.98	74.25/0.97	84/0.97	79.2/0.99	2.94	81/4	81/0.99	85.6/21.5	91.5/17	82/0.98	21.99							24.92
158	(55)	55	Alexa Mairead Greenwood Rince Na Sonas : Mid Atlantic Region, USA		90.1/0.99	85.5/0.97	82.5/20	83/0.96	85.9/19	20.96	82/9.5	82/0.99	83.7/0.99	86/0.99	86/1	2.98							23.94
215	(56)	56	Juliauna Smith Kelly Academy : Southern Region, USA		92.4/12	85.3/0.97	75.4/0.98	85/0.99	78.46/0.98	2.95	80.7/3	83/1	85.9/24	87/0.99	88.1/16.5	20.5							23.44
119	(57)	57	Nora Sweeney Clark Academy : Mid America Region, USA		79/0.95	86/0.98	84/27	83/0.96	85/12	13.93	82.85/16	84.25/7	83.7/0.99	88.2/1	80.2/0.98	8.99							22.92

# Oireachtas Rince na Cruinne 2025

## Final Result for Competition 25 : Ladies 18 - 19

Notes: MW = World Medal winner : R = Recaller : Score = Judges marks : IP = Irish Points (Grid Score) : FTC = Failed To Complete : \* All Totals exclude High and Low scores

												Ciaran Brooks	Dearbhla Fay	Julie Loughlin	Kathleen Maguire-O'Shea	David Moore	3rd Round Total (IP) *	Jackie Kennedy	Christine Maguire-Duignan	Katie Maguire-McMorrow	Julie Showalter-Marshall	Bernadette Weeks	3rd Round total (IP) *	Miceal Hopkins	Jonathan McMorrow	Maureen Miller	Patricia Murphy	Cian Ó'Nualláin	5th Round Total (IP) *	TOTAL IP *
Card	Position @ recall	Final Place	Name/School	Status	ROUND 1 : Score/IP					ROUND 2 : Score/IP					ROUND 3 : Score/IP															
147	(58)	58	April Cividin Brosnan Academy : New South Wales, Australia		86.5/0.97	91.5/25	82/17.5	85.5/1	79.4/1	19.49	72.95/0.97	74.25/0.96	82/0.97	86.4/0.99	76.15/0.96	2.9							22.39							
190	(59)	59	Kayla Amick O'Kennedy Holland Irish Dance Academy : Mid America Region, USA		88.8/0.98	81.6/0.95	81.75/14	88/34.5	79.31/1	15.98	84.15/31	81.25/0.99	84/1.17	85.4/0.98	86.75/1	3.15							19.13							
169	(60)	60	Hannah McCabe Connolly Irish Dance : Western Region, USA		89.9/0.99	85.7/0.97	71.5/0.95	82/0.95	70.1/0.95	2.88	75/0.98	86/14	83/0.98	90.6/13	84.75/0.99	14.97							17.84							
155	(61)	61	Alyse Murphy Burke School of Irish Dance, OH : Mid America Region, USA		86.75/0.98	92/29	77.25/0.99	86/7.5	80.5/5.5	13.99	83.65/23.5	80/0.98	83.95/1	79.8/0.96	83.25/0.98	2.96							16.95							
144	(62)	62	Grace Roe AMDC : Southern Region, England		82/0.96	89/6	80.5/8	83/0.96	77.9/0.97	7.93	81.45/7	74.75/0.96	82/0.97	90.9/16	74.1/0.96	8.93							16.86							
221	(63)	63	Keira Wheeler Melbourne Academy : Victoria, Australia		93.4/21.5	86.9/0.99	79.8/4	85/0.99	80.52/7	11.99	84.2/32	79.25/0.98	82/0.97	88/1	76/0.96	2.94							14.93							
227	(64)	64	Grace GoodenoughCeim Oir : Southern Region, England		93.1/20	82.8/0.96	80.8/10	84.5/0.98	79.51/1	11.98	77.65/0.98	89.5/28	82/0.97	84/0.98	77.1/0.97	2.93							14.91							
151	(65)	65	Aaliyah Taylor Watkins : Queensland, Australia		79.5/0.95	90/13	77.5/0.99	86/7.5	78.4/0.98	9.47	79.4/0.99	87.25/20	83/0.98	85.7/0.98	85.95/1	2.97							12.44							
210	(66)	66	Keira Jane McCue Sharon Taylor : Scotland		93.9/29.5	85.9/0.98	73.4/0.96	85.75/1.5	79.45/1	3.47	76/0.98	79.5/0.98	87/32.5	89.7/7	75.8/0.96	8.96							12.43							
114	(67)	67	Corinne Garrity Harney Pender Keady Academy : New England Region, USA		89.4/0.99	89.1/7	84.25/28	85.5/1	78.16/0.98	8.98	74.75/0.97	83/1	84.2/3	79/0.96	78/0.97	2.95							11.93							
226	(68)	68	Ciara Fearon Scoil Rince De Barra : Cuige Uladh, Eire		91.7/6.5	82.1/0.96	81.8/15.5	83/0.96	76.9/0.97	8.42	85/39.33	76.25/0.96	84/1.17	78.2/0.96	74.15/0.96	3.09							11.51							
150	(69)	69	Gabrielle Kaprak Sheila Healy Academy : Mid America Region, USA		81.25/0.95	89.2/8	78.5/1	83.5/0.96	78.5/0.98	2.94	81.65/8	84.2/6	83/0.98	88.2/1	77.85/0.97	7.98							10.92							
182	(70)	70	Chaeli McKenzie Steel : Western Region, Canada		89.4/0.99	82.3/0.96	79.5/2	84/0.97	78.83/0.99	2.94	72/0.96	84/5	84/1.17	89/5.5	84.5/0.98	7.15							10.09							
213	(71)	71	Keleigh Kurtz Triggle Academy : Southern Region, USA		91.3/2	86.8/0.99	79.75/3	86.5/14.5	77.21/0.97	5.99	70.6/0.95	80.25/0.98	83.75/0.99	88.4/1	87.15/8.5	2.97							8.96							
172	(72)	72	Kenzie Bennett Harney Pender Keady Academy : New England Region, USA		90.4/0.99	85.3/0.97	76.25/0.98	84.5/0.98	78.81/0.99	2.95	79/0.99	73.5/0.95	82.9/0.98	88.8/4	89/25	5.97							8.91							
156	(73)	73	Betty Chang Cleary : Western Region, USA		79.75/0.95	87/0.99	75.25/0.98	85/0.99	78.8/0.99	2.95	80.45/1	86.75/17.5	84/1.17	88.3/1	86.9/3	5.16							8.11							
137	(74)	74	Emma Buscemi Inishfree : Southern Region, USA		82/0.96	83/0.96	73/0.96	83/0.96	76/0.96	2.88	72.65/0.97	85.75/13	80/0.95	88.7/2.5	77.15/0.97	4.43							7.31							
174	(75)	75	Michaela Gergurich O'Connor Kennedy : Western Region, USA		89.8/0.99	93.2/35.5	73.5/0.96	85/0.99	79.8/2	3.97	71.2/0.96	74.5/0.96	81/0.96	79/0.96	84.75/0.99	2.88							6.85							

# Oireachtas Rince na Cruinne 2025

## Final Result for Competition 25 : Ladies 18 - 19

Notes: MW = World Medal winner : R = Recaller : Score = Judges marks : IP = Irish Points (Grid Score) : FTC = Failed To Complete : \* All Totals exclude High and Low scores



Card	Position @ recall	Final Place	Name/School	Status	ROUND 1 : Score/IP					ROUND 2 : Score/IP					ROUND 3 : Score/IP					3rd Round Total (IP) *	5th Round Total (IP) *	TOTAL IP *			
180	(76)	76	Sally Bradley McLaughlin : Scotland		87.2/0.98	88.3/1	78.75/1	85.5/1	87.05/24	2.99	81.2/6	81.5/0.99	81.5/0.96	82/0.97	78/0.97	2.94									5.93
204	(77)	77	Pascale Hegerle Corda Mor : Mid America Region, USA		91.75/8.5	88.1/1	74.3/0.97	85/0.99	78.52/0.99	2.97	80.6/2	75.5/0.96	83.4/0.99	83.2/0.98	77.5/0.97	2.93									5.9
165	(78)	78	Leah Roche Doherty Petri : USA & Ireland		91/1	82/0.96	77.75/0.99	85.25/0.99	78.21/0.98	2.96	79.1/0.99	77/0.97	83/0.98	80.5/0.97	79/0.98	2.92									5.89
201	(79)	79	Anna Napora Craoi na Tire : Mid America Region, USA		88.4/0.98	88.2/1	72.1/0.95	86/7.5	74/0.96	2.93	70.5/0.95	81.75/0.99	83.7/0.99	81/0.97	88.25/19	2.95									5.88
131	(80)	80(T)	Isla McKibbinRealta : Cuige Uladh, Eire		83/0.96	84.5/0.97	77/0.99	86.75/20	73.9/0.95	2.91	84.25/33	76.75/0.97	81.2/0.96	88.6/1	78.25/0.97	2.94									5.85
168	(82)	80(T)	Kelly Ryan The Carson Academy : Cuige Laighean, Eire		84.1/0.96	83.3/0.96	75.1/0.97	84/0.97	79/0.99	2.91	74.1/0.97	85/10	83.3/0.98	79/0.96	85.5/0.99	2.95									5.85
212	(83)	80(T)	Rachel Dunning Sarah Clogher : Cuige Chonnacht, Eire		89.2/0.98	86.6/0.98	71.4/0.95	85/0.99	76.1/0.96	2.93	70.7/0.95	80.75/0.99	85/15	77.5/0.96	82.75/0.98	2.92									5.85
225	(81)	80(T)	Megan WalkerMcWilliams : South Africa	Aisling	92.9/18	81.5/0.95	76.6/0.99	85/0.99	78/0.97	2.94	75/0.98	77.75/0.97	82.6/0.98	80.4/0.97	73.8/0.95	2.91									5.85
148	(84)	84(T)	Erin Joyce Corda Mor : Mid America Region, USA		78/0.95	82.6/0.96	75.5/0.98	84/0.97	75.2/0.96	2.89	75/0.98	81/0.99	80/0.95	87.2/0.99	87.15/8.5	2.96									5.84
200	(86)	84(T)	Riley Rogers DeNogla Academy : Mid Atlantic Region, USA		91.4/3	84.2/0.97	76.1/0.98	83/0.96	75.9/0.96	2.91	71.4/0.96	79.75/0.98	83.6/0.99	79/0.96	85.5/0.99	2.93									5.84
224	(85)	84(T)	Emma Gates Richens/Timm : Mid America Region, USA		84.8/0.97	83.2/0.96	73.6/0.96	85.5/1	89.3/31	2.93	73.65/0.97	81.75/0.99	80/0.95	85.5/0.98	75.25/0.96	2.91									5.84
154	(88)	87(T)	Evelyn Katie Rodger Sharon Taylor : Scotland		84.25/0.97	89.7/12	75.75/0.98	83/0.96	78.15/0.98	2.92	82.15/12	73.75/0.95	82.75/0.98	79.3/0.96	76.85/0.97	2.91									5.83
159	(89)	87(T)	Keira Beresford-Labrecque Short : Eastern Region, Canada		82.1/0.96	87.3/0.99	73.5/0.96	83/0.96	73/0.95	2.88	78/0.99	76/0.96	82/0.97	87/0.99	88/15	2.95									5.83
220	(87)	87(T)	Kathleen Carson McTeggart : Western Region, USA		90.6/0.99	87.1/0.99	73.8/0.97	86/7.5	76/0.96	2.95	76.3/0.98	78.5/0.97	80.1/0.96	72/0.95	72/0.95	2.88									5.83
124	(91)	90(T)	Erin Blackburn Egan Rogers Academy : North West Region, England		80/0.95	88/1	75/0.97	84/0.97	73/0.95	2.89	80/0.99	77.25/0.97	81.5/0.96	81.6/0.97	81/0.98	2.92									5.81
195	(90)	90(T)	Karis L White Bracken : Western Region, USA		90.8/1	83.8/0.96	75.1/0.97	84.5/0.98	77/0.97	2.92	70.4/0.95	72.5/0.95	80.9/0.96	86.2/0.99	85.9/0.99	2.9									5.81
211	(92)	92	Angelica Ratcliffe The Duffy Travis King Academy : North West Region, England		91.6/5	87.2/0.99	72.4/0.95	85.5/1	75/0.96	2.94	73.6/0.97	66/0.94	84/1.17	71.5/0.94	71/0.95	2.86									5.8
126	(94)	93(T)	Hannah Clegg Sue Fay Healy : Eastern Region, Canada		84/0.96	88.5/2	76/0.98	83/0.96	78/0.97	2.91	72/0.96	72.75/0.95	81/0.96	82/0.97	72.3/0.95	2.87									5.79

# Oireachtas Rince na Cruinne 2025

## Final Result for Competition 25 : Ladies 18 - 19

Notes: MW = World Medal winner : R = Recaller : Score = Judges marks : IP = Irish Points (Grid Score) : FTC = Failed To Complete : \* All Totals exclude High and Low scores



			Ciaron Brooks	Dearbhla Fay	Julie Loughlin	Kathleen Maguire-O'Shea	David Moore	3rd Round Total (IP) *	Jackie Kennedy	Christine Maguire-Duignan	Katie Maguire-McMorrow	Julie Showalter-Marshall	Bernadette Weeks	3rd Round total (IP) *	Miceal Hopkins	Jonathan McMorrow	Maureen Miller	Patricia Murphy	Cian ÓNualláin	5th Round Total (IP) *	TOTAL IP *	
Card	Position @ recall	Final Place	Name/School	Status	ROUND 1 : Score/IP					ROUND 2 : Score/IP					ROUND 3 : Score/IP							
167	(94)	93(T)	Sinead Ni RinnMcCarthy Hegarty School Of ID : Cuige Mumhan, Eire		85.7/0.97	83.6/0.96	74.1/0.97	84.5/0.98	78/0.97	2.91	71.1/0.95	79/0.98	79.9/0.95	76/0.96	77/0.97	2.88						5.79
176	(93)	93(T)	Maddison Gibbons Clann Cara Academy : Midlands Region, England/Wales		81.2/0.95	80.3/0.95	73.25/0.96	82/0.95	69/0.95	2.85	71.3/0.96	82.5/1	84.9/10.5	76/0.96	85.25/0.99	2.94						5.79
170	(96)	96	Mia Jonker McWilliams : South Africa		85.25/0.97	86.7/0.98	70.5/0.95	86.75/20	79.21/0.99	2.95	70.1/0.95	67/0.94	78.9/0.94	72/0.95	70/0.95	2.84						5.78
128	(97)	97	Leah Cornell Robinson SA : South Africa		75/0.95	84/0.97	74/0.97	82/0.95	75/0.96	2.87	74.15/0.97	76.5/0.97	80.1/0.96	83/0.98	75.6/0.96	2.9						5.77
145	(99)	98(T)	Grace-Orla Poynton Sean Eireann : Midlands Region, England/Wales		84.5/0.97	84.7/0.97	78/0.99	81/0.95	76.3/0.97	2.9	71.45/0.96	87.5/21	80/0.95	72/0.95	67/0.94	2.86						5.76
171	(98)	98(T)	Molly CallanderRachel Downey : Southern Region, England		86.25/0.97	87.7/0.99	70/0.95	83/0.96	78.09/0.98	2.9	70.2/0.95	78/0.97	79.8/0.95	75/0.95	74/0.95	2.86						5.76
223	(100)	100	Laoise McAleer The Academy : Mid America & Western Australia		86.25/0.97	80.6/0.95	72.6/0.96	84/0.97	79.01/0.99	2.9	72.35/0.96	68.5/0.95	77/0.94	73.6/0.95	73.1/0.95	2.85						5.75
139	(101)	101	Ellen Brock O'Malley : Midlands Region, England/Wales		80.75/0.95	80.2/0.94	72/0.95	84/0.97	72.9/0.95	2.86	72.35/0.96	75.75/0.96	80/0.95	82/0.97	72.9/0.95	2.88						5.73
206	(102)	102	Sophie RussellWatkins : Queensland, Australia		84.2/0.96	81.8/0.95	68.25/0.94	81/0.95	69/0.95	2.85	73/0.97	67.5/0.94	80/0.95	75/0.95	76.25/0.96	2.87						5.72
122	(103)	103(T)	Kseniia Leochko STEYsha School : Ukraine		65/0.94	81/0.95	69/0.94	79/0.94	67/0.94	2.83	85.25/43	77.5/0.97	79/0.95	73.6/0.95	69.5/0.95	2.86						5.69
164	(104)	103(T)	Cassandra Perkins Trinity Studio : Western Australia		84.2/0.96	80.5/0.95	72.75/0.96	82/0.95	69.3/0.95	2.85	69/0.94	68.25/0.95	79/0.95	72/0.95	74/0.95	2.84						5.69
194	(105)	103(T)	Alis Moltenis Doyle School : France		86.6/0.97	81.5/0.95	71.1/0.95	81/0.95	67/0.94	2.85	69/0.94	69/0.95	78/0.94	73.7/0.95	73/0.95	2.84						5.69
181	(106)	106	Gabriella Shackleton Sean Eireann : Midlands Region, England/Wales		66/0.94	81.3/0.95	69.5/0.95	80/0.94	70/0.95	2.84	69/0.94	68/0.95	80.6/0.96	71/0.94	77.1/0.97	2.85						5.68
143	(108)	107(T)	Clodhna Harkin Kilkenny Lundy School : Netherlands		64/0.94	80/0.94	67/0.94	76/0.94	69/0.95	2.82	70.35/0.95	75.25/0.96	79.6/0.95	72/0.95	65/0.94	2.84						5.67
219	(107)	107(T)	Rosie Dadswell Joyce-O'Donnell : North West Region, England		79.4/0.95	80/0.94	70.8/0.95	80.5/0.95	69.8/0.95	2.84	72.7/0.97	66.5/0.94	79/0.95	71/0.94	69/0.94	2.83						5.67
120	(109)	109	Viktorie Pekárková Simply Dance : Czech Republic		69/0.94	80/0.94	68/0.94	78/0.94	65/0.94	2.83	69.3/0.94	73.25/0.95	79.7/0.95	70/0.94	68/0.94	2.84						5.66

**Thank you for choosing [www.feisresults.com](http://www.feisresults.com)**