

OIREACHTAS RINCE NA CRUINNE 2026

Results for Competition 26 : Ladies 17 - 18

Adjudicators

Round 1

**Lorraine Duggan
Bernadette Fegan
Conor Hayes
Donna Means-King
Andrew Roberts**

Round 2

**Linda Ball Hoban
Mariam Elbadri
Caroline Greene-Parfery
Fiona Kidd
Tracey Taaffe**

Round 3


Michelle Louise Greene

David Keenan Smith	Brigid Mackness Cox
Stephen Masterson	Conor O'Sullivan

OIREACHTAS RINCE NA CRUINNE 2026

Final Result for Competition 26 : Ladies 17 - 18


Notes: MW = World Medal winner : R = Recaller : Score = Judges marks : IP = Irish Points (Grid Score) : FTC = Failed To Complete : * All Totals exclude High and Low scores

			Lorraine Duggan	Bernadette Fegan	Conor Hayes	Donna Means-King	Andrew Roberts	3rd Round Total (IP) *	Linda Ball Hoban	Mariam Elbadri	Caroline Greene-Parfery	Fiona Kidd	Tracey Taaffe	3rd Round total (IP) *	Michelle Louise Greene	David Keenan Smith	Brigid Mackness Cox	Stephen Masterson	Conor O'Sullivan	5th Round Total (IP) *	TOTAL IP *		
Card	Position @ recall	Final Place	Name/School	Status	ROUND 1 : Score/IP					ROUND 2 : Score/IP					ROUND 3 : Score/IP								
133	(1)	1	Bláithín Maria Mohan Scoil Rince Clann McCaul : Cuige Uladh, Eire	MW	99.5/100	98.5/100	99/100	80.5/26	92/100	300	98/75	98.5/65	96.75/100	98.4/65	98.5/75	215	98/100	99.9/100	99/100	98/100	99/75	300	815
122	(2)	2	Niamh Fox The Carson Academy : Cuige Uladh, Eire	MW	99/70	98/62.5	98/60	84/53	91/60	182.5	99/100	98.75/75	96.5/75	99.9/100	98.75/100	275	96.5/75	99.5/75	97/75	97.5/75	98.75/65	225	682.5
202	(3)	3	Mya Toal-Allen Doherty Petri : USA & Ireland	MW	99/70	98.25/75	98.75/75	90/100	91.75/75	225	97/65	99.5/100	96/65	98.5/75	98/65	205	94.5/50	99.25/62.5	95/65	96/56	99.25/100	183.5	613.5
141	(4)	4	Ceili Skelly Doherty Petri : USA & Ireland	MW	98.25/56	98/62.5	98.5/65	80.25/22	91.5/65	183.5	96/60	98.25/60	94.5/56	98.3/60	97.5/60	180	96.25/65	98.75/56	94/47	97/65	98.5/60	181	544.5
166	(5)	5	Emma Cronin Kiely-Walsh Academy : Cuige Mumhan, Eire	MW	98.5/60	97/56	96/56	80.6/28	90.5/56	168	95/56	98/54.5	94.75/60	98.2/54.5	97.25/56	166.5	94/47	99.25/62.5	94.8/54.5	94.75/38	98.25/56	157.5	492
228	(6)	6	Sophie Nicole Gillespie MCBDA : Cuige Uladh, Eire	MW	93.1/21	96.75/53	94.25/53	79.02/0.97	90/53	127	94/53	98/54.5	91.1/37	98.2/54.5	97/53	160.5	90/33	97.5/45	94.5/50	95/43	97.5/47	135	422.5
117	(7)	7	Kaitlin Mullins Clann MacLoone O'Meara : Cuige Mumhan, Eire	MW	97/43	95.4/42	94.15/50	79.92/14	87.4/35	120	92.75/45	90/21.5	92/43	95/38	95.75/47	126	86.5/10.5	96.25/30	92.2/35	94/32.5	94/38	97.5	343.5
149	(8)	8	Ava Krueger Murray Academy : New England Region, USA	MW	97.1/47	92/16.5	87/27	86.25/75	80.9/1	90.5	93.5/50	89/15.5	94/53	95.85/43	94.8/37	130	95.75/56	96.1/29	94.8/54.5	93.25/29	93.5/35	118.5	339
170	(11)	9	Emily McEntire Cabe Academy : Cuige Laighean, Eire	MW	97/43	95.25/37	80.75/9	78.33/0.95	84.5/26	72	93/47	95.5/38	91.5/39	96.2/48.5	96/50	134.5	89.75/31.5	98.25/50	93.25/41	94.75/38	98/53	129	335.5
146	(10)	10	Gianna Nieman The Academy : Mid America & Western Australia	MW	97.75/53	96/50	93/43	79.05/0.98	85/28	121	90.3/28	96/40	90.1/27	90.75/24	94/33	88	93/43	96.5/32	90.3/23	94.5/35.5	91.75/30	97.5	306.5
168	(16)	11	Keara Gill DeNogla Academy : Mid Atlantic Region, USA	MW	92.75/19.5	92.25/18.5	88.5/33	80.55/27	88.5/43	79.5	89/20	89.5/19	92.75/47	96/45	92.75/30	95	91.3/36	97.75/47	92.75/38	95.75/53	95/41	126	300.5
180	(17)	12	Claire Harrington Brady Academy : New England Region, USA	MW	88/0.98	95.25/37	89.1/36	78.42/0.96	88.4/41	73.98	92.5/43	91.5/27	90.5/30	91/25	88.75/8.5	82	87.25/16	97.3/39	94.9/60	96.5/60	97/45	144	299.98
169	(9)	13	Grace Amy Valentine O'Neill Blake : Cuige Laighean, Eire	MW	97.25/50	95.75/47	93.75/45	83.5/47	86.5/32	139	90.25/27	94/34	89/17.5	83.75/0.99	95.5/43	78.5	88.25/24	92.75/10	90.4/24	93.75/31	93.6/36	79	296.5
176	(13)	14	Tilly Brown Trainer : Southern Region, England	MW	95.6/36	95/33.5	75.5/0.98	80.3/23	89.5/50	92.5	90.75/31.5	97.25/46	90.75/33.5	94.4/34	93.25/32	99.5	86.75/12	97.1/37	90.75/26	92.75/27	91/26	79	271
231	(22)	15	Daisey Pleass Cabe Academy : Cuige Laighean, Eire	MW	81.75/0.95	92.75/21	89.5/38	79.05/0.98	84.1/25	46.98	86.1/1	97/43	93/50	94.75/37	88.75/8.5	88.5	95.5/53	97.4/42	91.9/32	95.25/47	93.25/34	123	258.48
174	(12)	16	Sienna Skehill Celtic Hearts : Southern Region, England	MW	97/43	95/33.5	81.25/11	80.61/29	87.9/37	99.5	90/25.5	97.25/46	80.5/0.98	94.5/35.5	94.5/35	96	87.75/19	96.6/33	86.5/10	88/15	91.5/28	62	257.5
116	(15)	17	Chelsea O'Connor Rea O'Connor Kennedy : Western Region, USA	MW	96.75/39	95/33.5	73/0.97	79.3/0.99	87.2/34	68.49	92.25/41	97.5/50	91/35.5	94.25/33	93/31	109.5	90.25/34	97.4/42	88.5/14	85/7	86.25/18	66	243.99
207	(14)	18	Lauryn Coogan Curley Brennan : Cuige Laighean, Eire	R	90.8/3	95.5/45	84.75/20	82/39	88.2/39	98	91.75/38	93.5/32.5	92.5/45	87.76/19	88.25/4.5	89.5	88/21.5	94/16.5	85/7	90.5/21	82.5/10	47.5	235
163	(18)	19	Emer Savage The Carson Academy : Cuige Uladh, Eire	R	95/32	94.5/30.5	83/15	80.75/31	82.5/16	77.5	91/34	95/36.5	91/35.5	84.75/4	88/3	73.5	89.25/30	96.9/35	87/11	91.5/23	88/22	75	226

OIREACHTAS RINCE NA CRUINNE 2026

Final Result for Competition 26 : Ladies 17 - 18

Notes: MW = World Medal winner : R = Recaller : Score = Judges marks : IP = Irish Points (Grid Score) : FTC = Failed To Complete : * All Totals exclude High and Low scores

			Lorraine Duggan	Bernadette Fegan	Conor Hayes	Donna Means-King	Andrew Roberts	3rd Round Total (IP) *	Linda Ball Hoban	Mariam Elbadri	Caroline Greene-Parfery	Fiona Kidd	Tracey Taafe	3rd Round total (IP) *	Michelle Louise Greene	David Keenan Smith	Brigid Mackness Cox	Stephen Masterson	Conor O Sullivan	5th Round Total (IP) *	TOTAL IP *		
Card	Position @ recall	Final Place	Name/School	Status	ROUND 1 : Score/IP					ROUND 2 : Score/IP					ROUND 3 : Score/IP								
178	(29)	20	Nuala Dougherty Avoca Irish Dance : Western Region, USA	R	92.25/15	93.5/24	86.5/25	80.4/24	87/33	73	91.25/35	87.25/7	88.75/15.5	84.5/1	80.25/0.97	23.5	88.1/23	97/36	93.5/45	94.5/35.5	97.75/50	116.5	213
218	(19)	21	Caomhe Ward Angela O'Connor Academy : Southern Region, England	R	95.3/34	95.35/39	73.25/0.97	81.25/37	80.8/1	72	87.25/10	93.5/32.5	84.5/5	93.25/27	94.25/34	69.5	84.5/3	95.5/26	92/33	88.75/17	91.25/27	70	211.5
114	(30)	22	Emily Sax The Michaela Hinds Academy : Eastern Region, Canada	R	92.75/19.5	95.4/42	83.25/16	79.82/10	81.6/7	45.5	87.3/11	86.25/2	83/1	95.25/39	94.75/36	49	86/7.5	96.75/34	92.5/37	95.5/50	96/43	114	208.5
124	(24)	23(T)	Eva-Nicole Loy McGee : Cuige Uladh, Eire	R	94.5/29	92.5/20	76/0.99	79.8/9	88/38	58	90.8/33	89.75/20	87/9.5	86.25/13	92.5/29	62	93.5/45	94.25/18	90.25/22	94.75/38	90.5/25	85	205
125	(21)	23(T)	Natalie Petkovich Brosnan Academy : New South Wales, Australia	R	94.75/30.5	90.25/8.5	88/30.5	79.1/0.98	86/30	69	86.6/4	91/25.5	85.5/7	94.5/35.5	95.4/41	68	91.5/37	93.25/12	91.25/30	89.75/18	86.75/20	68	205
186	(23)	25	Annabel Jalcovik Hughes-Farrelly : Mid America Region, USA	R	95.5/35	86/1	81.5/12	80.8/33	81.3/4	49	90.5/29	88.75/14	91.75/41	94/32	81.25/0.98	75	87.9/20	93.9/15	91.1/29	94/32.5	92.25/31	80	204
131	(25)	26	Mary Cate Bradish Mullane Godley : Mid America Region, USA	R	92.5/17.5	90.75/11.5	72/0.97	78.8/0.96	89/47	29.97	90.6/30	87/5.5	91.2/38	93.75/30.5	91.5/23	83.5	91.25/35	98.5/53	90.1/21	86.5/13	93/33	89	202.47
119	(31)	27	Abigail Schaub Short : Mid Atlantic Region, USA	R	94/26.5	93/22	89/35	83/45	83.5/22	83.5	82.1/0.97	87.5/8	84/2	84.2/1	95.1/39	11	92/40	95.25/24	93/39	90.25/20	94.25/39	102	196.5
147	(27)	28	Ellie Grace Porter Kavanagh Porter: USA & Ireland	R	92/12.5	95/33.5	88.25/32	78.55/0.96	81.5/6	50.5	87.6/13	92/28.5	77/0.96	93.75/30.5	88.5/6	47.5	88/21.5	97.2/38	92.3/36	93.5/30	83.75/12	87.5	185.5
206	(26)	29	Juliet Clay Inishfree : Southern Region, USA	R	91/4	92/16.5	94/47	80.43/25	88.9/45	86.5	84.5/0.99	85.25/1	84/2	86/12	91.25/22	15	92/40	92/7	90/19.5	92/25	90/24	68.5	170
139	(38)	30	Andreea Mihai Casey O'Loughlin : Western Region, Canada	R	90.5/1	85/1	78.5/1	79.9/12	77/0.96	2.99	91.3/36	81.75/0.99	90.6/31.5	83.2/0.99	92.4/28	60.49	96/60	95.75/27	92.1/34	95.2/45	87.25/21	106	169.48
188	(33)	31	Caoibhe Holland McClearn Stephanie Power : Cuige Chonnacht, Eire	R	96.7/38	93.75/25.5	76.5/0.99	78.1/0.94	79.3/0.98	27.47	89.5/23	96/40	89.75/23	87/14	81.75/0.98	60	86.5/10.5	95.3/25	93.3/43	94.8/41	84.25/14	80	167.47
164	(32)	32	Olivia Omar Brooks : Southern Region, England	R	95.7/37	94/27.5	72.5/0.97	79.6/3	80.7/1	31.5	92/39	93/31	89.5/20.5	85.75/11	79/0.96	62.5	86.25/9	94.75/21	89.5/18	94.25/34	93.75/37	73	167
153	(20)	33	Avery Condon Harney-Crawford Academy : New England Region, USA	R	89.5/0.99	84.75/1	87.25/28	85.25/65	76.5/0.96	29.99	90.75/31.5	86/1	90.6/31.5	96.2/48.5	95.6/45	108	85.5/5	89.75/2	89/15	93/28	80.75/5	25	162.99
212	(28)	34	Aine Furler Joanne Kavanagh Academy : Cuige Laighean, Eire	R	91.8/10	93.75/25.5	77.75/0.99	78.95/0.97	86.2/31	36.49	90/25.5	90.5/24	90.2/29	81.85/0.98	89/11	60.5	87/14.5	94.5/19	91/28	84/4	92.5/32	61.5	158.49
224	(34)	35	Tali Mathes Michael Patrick Gallagher : Western Region, USA	R	90.5/1	93.25/23	90/39	83.75/50	82.6/17	79	83/0.98	74.5/0.96	84.5/5	82/0.98	95/38	6.96	87.5/17.5	96/28	91.5/31	90.75/22	84.5/15	67.5	153.46
199	(37)	36	Caomhe Leahy McGrath School : Cuige Mumhan, Eire	R	86.75/0.97	94.5/30.5	82/14	79.06/0.98	83.9/23	37.98	89.75/24	88/10	78/0.97	79.1/0.96	90.5/18	28.97	85.75/6	94/16.5	90.8/27	92.5/26	91.6/29	69.5	136.44
183	(45)	37	Penny Moffett McGee : Cuige Uladh, Eire	R	94.25/28	81.5/0.98	84.5/19	79.93/15	78.3/0.97	34.98	83/0.98	91/25.5	80/0.98	85/5	89.25/13	18.98	88.75/27.5	94.8/22	90/19.5	91.75/24	86.5/19	65.5	119.46
214	(39)	38	Maeve Vermette Forbes : New England Region, USA	R	92.25/15	90.25/8.5	86.75/26	82.25/41	81.8/9	50	82.25/0.97	75.75/0.96	87.25/11	83.25/0.99	92.25/26.5	12.96	88.5/25.5	95/23	81/1	85.5/9	88.5/23	55	117.96

OIREACHTAS RINCE NA CRUINNE 2026

Final Result for Competition 26 : Ladies 17 - 18

Notes: MW = World Medal winner : R = Recaller : Score = Judges marks : IP = Irish Points (Grid Score) : FTC = Failed To Complete : * All Totals exclude High and Low scores

Card		Position @ recall	Final Place	Name/School	Status	ROUND 1 : Score/IP					ROUND 2 : Score/IP					ROUND 3 : Score/IP					3rd Round Total (IP) *	5th Round Total (IP) *	TOTAL IP *
189	(44)	39	Rory Russo Pender - Keady Academy : Mid Atlantic Region, USA	R	87/0.98	95.25/37	76.75/0.99	79.65/5	82.3/14	19.99	89.25/21.5	87.75/9	89.5/20.5	85.25/7	85/0.99	36.5	89.75/31.5	96.4/31	89.3/17	86.25/12	80.5/4	60	116.49
142	(35)	40	Samara Kalis Drake : Mexico	Aisling	95.25/33	94/27.5	80.25/7	81/36	80.5/0.99	67.5	87/8.5	78/0.97	84.5/5	95.75/41	78.75/0.96	14.47	88.9/29	91.5/5	88.2/13	85.75/10	83.25/11	34	115.97
213	(41)	41	Catherine Carey McGee : Cuige Uladh, Eire	R	93.75/24.5	94.2/29	92/41	79.12/0.98	75.3/0.95	54.48	86.5/2.5	89.25/17.5	79.75/0.98	80.5/0.97	83.75/0.99	4.46	87.5/17.5	93.5/13	83/2	86/11	85.5/16	40	98.94
182	(40)	42	Molly Rotter Scoil Rince Luimni : New England Region, USA	R	85.25/0.97	87/1	85.25/23	79.22/0.99	85.5/29	24.99	88.5/18	79.5/0.98	90/24.5	87.75/17.5	83.75/0.99	36.49	86.9/13	91.75/6	89.25/16	84.5/5	85.75/17	35	96.48
151	(36)	43	Addison Grace McAvoy Blackbird Academy : Mid America Region, USA	R	89.75/0.99	91.5/15	87.5/29	79.91/13	80.2/0.99	28.99	85.1/0.99	84.75/0.99	89.5/20.5	88.75/21.5	92.25/26.5	42.99	87/14.5	91/4	84.2/5	87.5/14	80/2	23	94.99
209	(42)	44	AnnaSophia Harris Royal Academy : Southern Region, USA	R	94.75/30.5	83.5/0.99	76.25/0.99	84.75/60	82.9/19	50.49	86.25/1	84.5/0.99	79/0.97	85.1/6	88.75/8.5	7.99	86/7.5	93/11	88/12	88.5/16	81.5/8	31	89.48
221	(47)	45	Nadia Hoble Kavanagh Porter: USA & Ireland	R	88.1/0.98	86.25/1	72.6/0.97	81.3/38	77.2/0.96	2.95	87.5/12	82.25/0.99	87/9.5	88.75/21.5	91.75/24	43	82/1	92.5/9	90.5/25	90/19	81/6	34	79.95
132	(43)	46	Gabrielle McGrath Egan School Ohio : Mid America Region, USA	R	91.75/8	90.75/11.5	64/0.94	79.7/6	84/24	25.5	85.25/0.99	87/5.5	90.75/33.5	85.5/9.5	90.1/16	31	91.75/38	92.25/8	84.5/6	83.5/2.5	82/9	23	79.5
126	(49)	47	Julia Hannon Hughes-Farrelly : Mid America Region, USA	R	94/26.5	79.5/0.96	85/21.5	78.9/0.97	76/0.96	23.43	85/0.99	88.5/12.5	80.2/0.98	87.75/17.5	88.25/4.5	17.99	88.75/27.5	93.75/14	86/9	83/1	84/13	36	77.42
138	(46)	48	Annabelle Elizabeth Chown Kanaley : New England Region, USA	R	90/0.99	87.5/2	88.75/34	79.4/1	87.5/36	37	84.75/0.99	70.75/0.95	90.1/27	85.5/9.5	79.4/0.97	11.45	84.75/4	89/1	84/4	84.75/6	81.25/7	14	62.45
159	(48)	49	Mila Kopacz Rince Na Tiarna : Mid Atlantic Region, USA	R	90.5/1	80/0.97	80.5/8	77.8/0.94	79.7/0.99	2.95	89.25/21.5	77.5/0.97	89/17.5	92.2/26	86.25/1	40	84/2	94.6/20	83.5/3	85.25/8	80.25/3	14	56.95
135	(50)	50	Esther Smith Ward-Mallinson : North West Region, England	R	93.75/24.5	79.75/0.96	73/0.97	80/17	83/20	37.97	81.5/0.97	76.5/0.97	76.75/0.95	79/0.95	72.75/0.95	2.87	88.5/25.5	90/3	85.5/8	83.5/2.5	79/1	13.5	54.35
208	(51)	51	Ellery Neely The Academy : Mid America & Western Australia		93.5/23	80.5/0.98	86.25/24	79.3/0.99	80.4/0.99	24.99	84.75/0.99	77.75/0.97	88/13.5	83/0.99	90.6/19	15.47							40.46
192	(52)	52	Lily Merkle Richens/Timm : Mid America Region, USA		92.5/17.5	80.25/0.97	81.75/13	79.75/7.5	82.1/12	32.5	83.75/0.98	92/28.5	75/0.95	71/0.94	80/0.97	2.9							35.4
204	(53)	53	Eliani Carr-Betts Drake : Southern Region, USA		81.75/0.95	81/0.98	72.25/0.97	79.31/1	77.4/0.96	2.91	91.5/37	83.25/0.99	80/0.98	87.5/15	90/15	30.99							33.9
115	(54)	54	Orlaith Lyons McQuade : Scotland		90.3/1	83.75/0.99	73.35/0.98	79.86/11	84.7/27	12.99	88.25/17	80.5/0.98	90/24.5	82.75/0.99	77.75/0.96	18.97							31.95
152	(55)	55	Roisin Tallon O'Hehir School : North East Region, England		90/0.99	80/0.97	67.5/0.94	84.5/56	75.1/0.95	2.91	86.75/5.5	90/21.5	82/0.99	93.6/29	73.25/0.95	27.99							30.9
136	(56)	56	Cinta Devlin McGrath : ACT, Australia		91.25/5.5	78.5/0.95	85/21.5	78.2/0.95	80/0.99	7.44	88.75/19	85.75/1	84/2	83.4/0.99	92/25	22							29.44
173	(57)	57	Grace O'Dwyer Burgess : Cuige Mumhan, Eire		85.5/0.97	92.25/18.5	79.75/4	80.8/33	81.2/2.5	25	88/15.5	84/0.99	79/0.97	78.5/0.95	72/0.94	2.92							27.92

OIREACHTAS RINCE NA CRUINNE 2026

Final Result for Competition 26 : Ladies 17 - 18


Notes: MW = World Medal winner : R = Recaller : Score = Judges marks : IP = Irish Points (Grid Score) : FTC = Failed To Complete : * All Totals exclude High and Low scores

				Lorraine Duggan	Bernadette Fegan	Conor Hayes	Donna Means-King	Andrew Roberts	3rd Round Total (IP) *	Linda Ball Hoban	Mariam Elbadri	Caroline Greene-Parfery	Fiona Kidd	Tracey Taafe	3rd Round total (IP) *	Michelle Louise Greene	David Keenan Smith	Brigid Mackness Cox	Stephen Masterson	Conor O'Sullivan	5th Round Total (IP) *	TOTAL IP *	
Card	Position @ recall	Final Place	Name/School	Status	ROUND 1 : Score/IP					ROUND 2 : Score/IP					ROUND 3 : Score/IP								
121	(58)	58	Cullan Handrick Bellator Academy : Mid America Region, USA		90.25/1	90/6.5	88/30.5	79.2/0.99	78/0.97	8.48	80.75/0.96	78.5/0.97	88.75/15.5	93.5/28	86.25/1	17.47							25.95
229	(59)	59	Bridget Grace Burke Bell : Mid America Region, USA		82.25/0.95	81.75/0.98	89.25/37	79.3/0.99	82.4/15	16.98	86.8/7	62.25/0.94	75/0.95	82.3/0.98	91.1/21	8.93							25.9
198	(60)	60	Abi Rose Cross Sharon Taylor : Scotland		87.5/0.98	90.5/10	77.5/0.99	79.3/0.99	82.7/18	11.99	83.25/0.98	86.75/4	90.1/27	85.35/8	83.25/0.98	12.98							24.97
137	(61)	61	Isabella Parent Costello Irish Dance : Eastern Region, Canada		93.25/22	84/0.99	84/18	78.7/0.96	75.5/0.95	19.96	86/1	71.5/0.95	81/0.99	84.3/1	82.75/0.98	2.97							22.92
196	(62)	62	Annie Corzine Kavanagh Porter: USA & Ireland		83.5/0.96	86.5/1	73.75/0.98	79.14/0.98	77.1/0.96	2.92	82/0.97	89/15.5	82/0.99	88/20	84.5/0.99	17.48							20.4
233	(63)	63	Kaitlyn Sweeney Trinity Academy : Mid America Region, USA		89.3/0.99	78.75/0.96	73.5/0.98	79.29/0.99	78.1/0.97	2.93	87.75/14	79.75/0.98	75/0.95	89/23	87.75/2	16.98							19.91
118	(64)	64	Robin Deans Lyons : Western Region, USA		91.8/10	82/0.98	70.75/0.96	80.9/35	81.4/5	15.98	76.75/0.94	66.75/0.94	74/0.94	84.1/0.99	76/0.96	2.84							18.83
156	(65)	65	Emma Arsenault Goggin-Stewart Canada : Eastern Region, Canada		92.25/15	91/13.5	79/1	79.2/0.99	80.3/0.99	15.49	83.5/0.98	90.25/23	77.25/0.96	82/0.98	83/0.98	2.94							18.44
223	(66)	66	Ella Rochford Siobhan McDonnell : Cuige Chonnacht, Eire		90.25/1	91/13.5	77.35/0.99	79.94/16	79.1/0.98	15.49	84/0.98	74.75/0.96	78.75/0.97	79.75/0.96	91/20	2.92							18.4
171	(67)	67	Charlotte O'Brien Lavin-Cassidy : Mid America Region, USA		91.25/5.5	80/0.97	83.5/17	78.21/0.95	81.1/1	7.47	87/8.5	75.25/0.96	78/0.97	81.75/0.98	89.5/14	10.45							17.91
203	(68)	68	Aoibheann Sophia Mulgrew The Carson Academy : Cuige Uladh, Eire		91.8/10	88/3.5	71/0.96	79.44/1	83.2/21	14.5	85.75/0.99	92.5/30	81/0.99	84.25/1	72.5/0.95	2.98							17.48
172	(69)	69	Aislinn Reiher Kavanagh Porter: USA & Ireland		92/12.5	79.75/0.96	71.5/0.96	80.7/30	73.9/0.94	14.43	86/1	88.25/11	79.5/0.98	80/0.96	77/0.96	2.93							17.36
150	(70)	70	Molly Susan Whitehead McGahan Lees : Hong Kong		87.5/0.98	79/0.96	65/0.94	78.1/0.94	73.5/0.94	2.84	79.25/0.96	89.25/17.5	82.5/1	74.2/0.94	89.1/12	13.95							16.79
154	(71)	71	Ellie Cooney McGee : Cuige Uladh, Eire		89.25/0.99	83/0.99	81/10	80.1/19	76.6/0.96	11.97	78/0.95	84.25/0.99	77/0.96	82.2/0.98	79.1/0.96	2.9							14.88
193	(72)	72	Maeve Monteith Harney-Crawford Academy : New England Region, USA		83.75/0.96	83/0.99	74.25/0.98	78.33/0.95	79.4/0.98	2.92	86.75/5.5	77.25/0.97	87.75/12	84.6/2.5	80.75/0.97	8.97							11.89
123	(73)	73	Ava Leone Kavanagh Porter: USA & Ireland		90.75/2	89.5/5	70/0.95	79.05/0.98	82/11	7.98	80.25/0.96	95/36.5	77/0.96	79.75/0.96	79.75/0.97	2.89							10.87
210	(74)	74	Anna Getcliffe DeNogla Academy : Mid Atlantic Region, USA		90/0.99	80.5/0.98	71.25/0.96	80.22/21	81.2/2.5	4.47	82.75/0.97	61.5/0.94	83/1	80.8/0.97	85.5/0.99	2.94							7.41
144	(75)	75	Kyra Nakagaki Inishfree : Southern Region, USA		85/0.96	77/0.94	75/0.98	78.3/0.95	79.5/0.98	2.9	78.75/0.96	72.25/0.95	88/13.5	84.6/2.5	86.75/1	4.45							7.35

OIREACHTAS RINCE NA CRUINNE 2026

Final Result for Competition 26 : Ladies 17 - 18


Notes: MW = World Medal winner : R = Recaller : Score = Judges marks : IP = Irish Points (Grid Score) : FTC = Failed To Complete : * All Totals exclude High and Low scores

			Lorraine Duggan	Bernadette Fegan	Conor Hayes	Donna Means-King	Andrew Roberts	3rd Round Total (IP) *	Linda Ball Hoban	Mariam Elbadri	Caroline Greene-Parfery	Fiona Kidd	Tracey Taafe	3rd Round total (IP) *	Michelle Louise Greene	David Keenan Smith	Brigid Mackness Cox	Stephen Masterson	Conor O'Sullivan	5th Round Total (IP) *	TOTAL IP *	
Card	Position @ recall	Final Place	Name/School	Status	ROUND 1 : Score/IP					ROUND 2 : Score/IP					ROUND 3 : Score/IP							
179	(77)	76(T)	Elen Cahill Ceim Oir : Southern Region, England		85.5/0.97	84/0.99	78.75/1	78.41/0.96	81.9/10	2.96	84.5/0.99	86.5/3	81/0.99	81/0.97	84/0.99	2.96						5.92
187	(76)	76(T)	Aubrey Stagnaro Celtic Irish Dance Academy : Western Region, USA		83/0.95	82.5/0.99	74.5/0.98	80.14/20	79.9/0.99	2.95	83.5/0.98	85/1	83/1	80.75/0.97	84.25/0.99	2.96						5.92
155	(78)	78(T)	Samantha Ankers Kristin Butke : Southern Region, USA		84.75/0.96	82/0.98	78.25/1	79.06/0.98	75.4/0.95	2.92	86.3/1	75.5/0.96	82/0.99	83.75/0.99	80.8/0.97	2.96						5.88
222	(79)	78(T)	Miley Doell Casey O'Loughlin : Western Region, Canada		89.3/0.99	81.25/0.98	70.5/0.96	79.17/0.98	78.4/0.97	2.94	80.5/0.96	79.25/0.98	80/0.98	84.25/1	84.75/0.99	2.95						5.88
177	(81)	80(T)	Taylor Lewis Possak Hampshire : Western Region, Canada		86/0.97	79.75/0.96	70.75/0.96	80.03/18	77.3/0.96	2.9	85/0.99	82/0.99	80.75/0.99	76.2/0.95	90.25/17	2.96						5.86
190	(82)	80(T)	Fiona Rogers DeNogla Academy : Mid Atlantic Region, USA		88.25/0.98	80.25/0.97	77.25/0.99	79.3/0.99	81.7/8	2.97	85.5/0.99	81.5/0.98	76.5/0.95	74/0.94	75/0.95	2.89						5.86
215	(80)	80(T)	Olivia Branco Kristin Butke : Germany		86.25/0.97	82.25/0.99	71.1/0.96	79.2/0.99	78.7/0.98	2.93	78.5/0.95	76.75/0.97	81/0.99	81.35/0.98	83.5/0.99	2.93						5.86
140	(83)	83(T)	Cambrya Hobart Fisher-McLeod : Western Region, USA		89/0.99	84.5/0.99	70/0.95	78.5/0.96	78.5/0.97	2.92	78/0.95	81.25/0.98	72/0.94	84.3/1	85.3/0.99	2.93						5.84
195	(86)	83(T)	Addison Hadley Pearce Heritage Irish Dance Company : Mid Atlantic Region, USA		84/0.96	79.25/0.96	74.75/0.98	79.63/4	78.2/0.97	2.91	82.5/0.97	80.25/0.98	82.5/1	81.1/0.97	72.25/0.94	2.92						5.84
217	(84)	83(T)	Keeley Wilson Celtic Steps : Western Region, USA		86.25/0.97	79.5/0.96	71.6/0.97	80.8/33	79.8/0.99	2.92	79.5/0.96	81/0.98	78/0.97	81.2/0.97	81.5/0.98	2.92						5.84
234	(85)	83(T)	Alaina Gardner Burke School of Irish Dance, OH : Mid America Region, USA		88.1/0.98	83.25/0.99	75.25/0.98	82.75/43	79.6/0.99	2.96	81.25/0.96	68.25/0.95	89.5/20.5	79.25/0.96	78/0.96	2.88						5.84
161	(88)	87(T)	Lanna Young Siobhan McDonnell : Cuige Chonnacht, Eire		88.5/0.98	80/0.97	68.5/0.95	79.07/0.98	79.2/0.98	2.93	84/0.98	80.75/0.98	77/0.96	79.5/0.96	70.75/0.94	2.9						5.83
162	(87)	87(T)	Francesca Resuta Tir Na Nog : Mid Atlantic Region, USA		87.25/0.98	81/0.98	77/0.99	79.75/7.5	74.9/0.95	2.94	77.5/0.95	86/1	78.5/0.97	80.5/0.97	74/0.95	2.89						5.83
194	(89)	89	Matilda Hughes Forrestal : Southern Region, England		83.5/0.96	78/0.95	79.35/2	79.31/1	78.6/0.98	2.93	75.5/0.94	85.5/1	81/0.99	78.3/0.95	73.5/0.95	2.89						5.82
200	(90)	90	Emily Descoteaux Sue Fay Healy : Eastern Region, Canada		77/0.94	76.5/0.94	69.5/0.95	79.02/0.97	75.6/0.95	2.85	86.25/1	82.5/0.99	86.5/8	81.3/0.98	82/0.98	2.97						5.81
120	(93)	91(T)	Elizabeth Galvin Clann Lir Academy : New England Region, USA		79.25/0.94	90/6.5	78/0.99	79/0.97	73/0.94	2.91	81.5/0.97	72.75/0.95	81.5/0.99	74.5/0.94	80.5/0.97	2.89						5.8
158	(92)	91(T)	Sophie McMahon Angela O'Connor Academy : Southern Region, England		83/0.95	74.5/0.94	79.25/1	79.03/0.97	77.9/0.97	2.89	79.75/0.96	65.75/0.94	80/0.98	87.7/16	79.4/0.97	2.91						5.8
232	(91)	91(T)	Reeve Phelan De Barra Academy : Western Region, USA		81.5/0.95	77/0.94	66.25/0.94	79.27/0.99	80.1/0.99	2.88	81.75/0.97	80/0.98	80/0.98	80.5/0.97	88.75/8.5	2.92						5.8

OIREACHTAS RINCE NA CRUINNE 2026

Final Result for Competition 26 : Ladies 17 - 18


Notes: MW = World Medal winner : R = Recaller : Score = Judges marks : IP = Irish Points (Grid Score) : FTC = Failed To Complete : * All Totals exclude High and Low scores

			Lorraine Duggan	Bernadette Fegan	Conor Hayes	Donna Means-King	Andrew Roberts	3rd Round Total (IP) *	Linda Ball Hoban	Mariam Elbadri	Caroline Greene-Parfery	Fiona Kidd	Tracey Taafe	3rd Round total (IP) *	Michelle Louise Greene	David Keenan Smith	Brighid Mackness Cox	Stephen Masterson	Conor O'Sullivan	5th Round Total (IP) *	TOTAL IP *	
Card	Position @ recall	Final Place	Name/School	Status	ROUND 1 : Score/IP					ROUND 2 : Score/IP					ROUND 3 : Score/IP							
216	(94)	94	Ella Malis Goggin-Stewart Canada : Eastern Region, Canada		85.75/0.97	88/3.5	71.75/0.97	79.18/0.99	74.6/0.95	2.92	77.75/0.95	83.5/0.99	77/0.96	74.1/0.94	79.5/0.97	2.87						5.79
165	(95)	95(T)	Olivia Barton O'Connor-Barton Irish Dance : United Arab Emirates		91.5/7	78.5/0.95	66/0.94	78.6/0.96	75.8/0.95	2.87	81/0.96	94.5/35	76/0.95	76/0.95	87.25/1	2.91						5.78
226	(96)	95(T)	Haley Pomeroy Rising Tide : Eastern Region, Canada		82.75/0.95	77.75/0.95	78.85/1	78.06/0.94	75.2/0.95	2.85	83.3/0.98	72.5/0.95	77/0.96	84/0.99	86.5/1	2.93						5.78
130	(97)	97(T)	Bláithín Ní Mhainín Scoil Rince Ré Órga : Cuige Chonnacht, Eire		75/0.94	77.5/0.95	69.75/0.95	78.95/0.97	81/1	2.87	82/0.97	79/0.97	78/0.97	75.5/0.95	81/0.98	2.91						5.77
148	(98)	97(T)	Alexandra Klotz DeNogla Academy : Mid Atlantic Region, USA		82/0.95	80.25/0.97	74/0.98	78.53/0.96	77.5/0.97	2.9	77.25/0.95	77/0.97	75.5/0.95	82.6/0.98	78.75/0.96	2.88						5.77
191	(99)	97(T)	Alanna Deegan Claddagh : Western Region, USA		79.75/0.94	80/0.97	70.25/0.96	77.4/0.94	76.3/0.96	2.85	86.5/2.5	73.25/0.96	78/0.97	76.1/0.95	86/1	2.92						5.77
225	(100)	97(T)	Sadie Breault McDade-Cara : Mid Atlantic Region, USA		83.25/0.96	81.75/0.98	69.85/0.95	78.96/0.97	77.6/0.97	2.89	82.8/0.98	72/0.95	77.5/0.96	79.1/0.96	78.5/0.96	2.88						5.77
143	(102)	101(T)	Kaydence Coldwell Blakey O'Brien : Western Region, Canada		84/0.96	79.25/0.96	79.5/3	78.91/0.97	74.5/0.94	2.88	77/0.94	88.5/12.5	73/0.94	81.5/0.98	74.25/0.95	2.87						5.76
157	(101)	101(T)	Hannah Collins Troy O'Herlihy : Cuige Mumhan, Eire		88.75/0.99	76.75/0.94	70.5/0.96	79.15/0.98	77.7/0.97	2.91	88/15.5	70/0.95	76/0.95	78/0.95	75.5/0.95	2.85						5.76
227	(103)	103	Mia Kelly Hooley School : Mid Atlantic Region, USA		81.75/0.95	80/0.97	80/6	77.8/0.94	80.6/1	2.91	76.25/0.94	64/0.94	76/0.95	79.65/0.96	74.5/0.95	2.84						5.75
220	(104)	104	Kimberly Botsford Carle : Mid Atlantic Region, USA		85.75/0.97	79.5/0.96	79.85/5	76/0.93	78.9/0.98	2.91	75.75/0.94	74/0.96	76/0.95	73/0.94	71.25/0.94	2.83						5.74
128	(105)	105	Colleen Woods DeNogla Academy : Mid Atlantic Region, USA		84.5/0.96	79/0.96	67/0.94	79.5/2	75/0.95	2.87	77.25/0.95	73.75/0.96	77.5/0.96	74.25/0.94	79.25/0.97	2.87						5.73
211	(106)	106	Hannah Black Corrigan-White School : Cuige Uladh, Eire		86.5/0.97	75.5/0.94	71.35/0.96	78.15/0.95	82.2/13	2.88	79/0.96	60.5/0.93	74/0.94	80.25/0.97	71.75/0.94	2.84						5.72
175	(107)	107	Charlotte Fenwick Rory Patrick Academy : North East Region, England		79/0.94	77.75/0.95	69.25/0.95	78.13/0.95	76.7/0.96	2.84	76.5/0.94	69/0.95	80/0.98	83.5/0.99	70/0.94	2.87						5.71
127	(108)	108	Taylor Patterson Nugent : Mid America Region, USA		78.25/0.94	78/0.95	68/0.95	78.4/0.95	79/0.98	2.85	78.25/0.95	73.5/0.96	72/0.94	75.25/0.94	82.5/0.98	2.85						5.7
160	(109)	109	Katie Campbell Watt : Western Region, Canada		80/0.94	74/0.93	63/0.94	78.6/0.96	78.8/0.98	2.84	77/0.94	67.25/0.95	79/0.97	79/0.95	68/0.94	2.84						5.69
201	(110)	110	Sara Stewart Walsh Kelley : Southern Region, USA		79.5/0.94	74.75/0.94	72.75/0.97	77.3/0.94	73.3/0.94	2.82	78/0.95	76.25/0.96	76/0.95	81.25/0.97	73/0.95	2.87						5.68
129	(111)	111	Abbie Moloney Flynn O'Kane Academy : Cuige Mumhan, Eire		75.25/0.94	77.5/0.95	69/0.95	78/0.94	72/0.94	2.82	82.3/0.97	59.5/0.93	73.5/0.94	77/0.95	77.25/0.96	2.85						5.67

OIREACHTAS RINCE NA CRUINNE 2026

Final Result for Competition 26 : Ladies 17 - 18

Notes: MW = World Medal winner : R = Recaller : Score = Judges marks : IP = Irish Points (Grid Score) : FTC = Failed To Complete : * All Totals exclude High and Low scores

			Lorraine Duggan	Bernadette Fegan	Conor Hayes	Donna Means-King	Andrew Roberts	3rd Round Total (IP) *	Linda Ball Hoban	Mariam Elbadri	Caroline Greene-Parfery	Fiona Kidd	Tracey Taaffe	3rd Round total (IP) *	Michelle Louise Greene	David Keenan Smith	Brighid Mackness Cox	Stephen Masterson	Conor O'Sullivan	5th Round Total (IP) *	TOTAL IP *	
Card	Position @ recall	Final Place	Name/School	Status	ROUND 1 : Score/IP					ROUND 2 : Score/IP					ROUND 3 : Score/IP							
134	(112)	112	Aimee Edwards Glendarragh : Midlands Region, England/Wales		79/0.94	74/0.93	62/0.93	78.6/0.96	74/0.94	2.82	75.75/0.94	65.25/0.94	74/0.94	80.2/0.96	82.7/0.98	2.85						5.66
181	(113)	113	Sophia Redmond Casey O'Loughlin : Western Region, Canada		82.75/0.95	78.25/0.95	65.5/0.94	78.38/0.95	72.5/0.94	2.84	75/0.93	63/0.94	70/0.93	75/0.94	68.5/0.94	2.81						5.65
167	(114)	114	Maeve Dieringer Cashel Academy : Mid America Region, USA		74.5/0.93	75/0.94	68.25/0.95	78.1/0.94	74.3/0.94	2.82	76/0.94	64.75/0.94	72/0.94	78.75/0.95	69/0.94	2.82						5.64
205	(115)	115	Alese Kelly Blakey O'Brien : Western Region, Canada		87.75/0.98	76/0.94	66.5/0.94	78.11/0.94	72.9/0.94	2.83	75.25/0.94	78.75/0.97	72/0.94	70/0.93	67.25/0.93	2.81						5.63
184	(116)	116	Ciara Begley Coleman : Cuige Chonnacht, Eire		84.25/0.96	75/0.94	62.75/0.94	77.5/0.94	70.5/0.93	2.81	75/0.93	66/0.94	77.5/0.96	70/0.93	68.75/0.94	2.81						5.62
145	(117)	117	Megan Wright Healy-O'Donnell : North East Region, England		70/0.93	72/0.93	62.5/0.93	75/0.93	70/0.93	2.8	75/0.93	63.5/0.94	70/0.93	70/0.93	66/0.93	2.8						5.6

THANK YOU FOR CHOOSING FEISRESULTS.COM