

Oireachtas Rince na Cruinne 2025



Results for Competition 26 : Ladies 17 - 18

Adjudicators

Round 1

Sinead Brooks

Orla Kelly

Margie Morgan

Grace Ann Coyle

Paula Woodgate

Round 2

Miceal Hopkins

Jonathan McMorro

Maureen Miller

Patricia Murphy

Cian Ó'Nualláin

Round 3

Jackie Kennedy

Christine Maguire-Duignan

Julie Showalter-Marshall


Katie Maguire-McMorro

Bernadette Weeks

Oireachtas Rince na Cruinne 2025

Final Result for Competition 26 : Ladies 17 - 18


Notes: MW = World Medal winner : R = Recaller : Score = Judges marks : IP = Irish Points (Grid Score) : FTC = Failed To Complete : * All Totals exclude High and Low scores

			Sinead Brooks	Orla Kelly	Margie Morgan	Grace Ann Coyle	Paula Woodgate	3rd Round Total (IP) *	Miceal Hopkins	Jonathan McMorrow	Maureen Miller	Patricia Murphy	Cian O'Nuallain	3rd Round total (IP) *	Jackie Kennedy	Christine Maguire-Duignan	Katie Maguire-McMorrow	Julie Showalter-Marshall	Bernadette Weeks	5th Round Total (IP) *	TOTAL IP *		
Card	Position @ recall	Final Place	Name/School	Status	ROUND 1 : Score/IP					ROUND 2 : Score/IP					ROUND 3 : Score/IP								
185	(1)	1	Caitlin Murray MCBDA : Cuige Uladh, Eire	MW	95.5/100	97.6/50	99.6/65	97.1/39	95/100	215	89.25/1	95.75/60	99.5/100	95/100	92.75/45	205	88.5/53	93/47	93.2/100	97.3/65	92/41	165	585
156	(2)	2	Elyse Watson The Michaela Hinds Academy : Southern Region, USA	MW	95/75	98.75/75	99.5/60	97.3/43	91.25/58	193	95.5/50	94.5/50	99.4/75	90.5/65	96.5/100	190	88/50	88.25/19	86.95/32	94.1/34	92.9/60	116	499
152	(4)	3	Ella Morley Turley Duggan : Cuige Chonnacht, Eire	MW	93.25/47	98.5/65	99.8/100	97.8/56	90.25/38.5	168	88.25/0.99	96/65	87.9/0.99	89/50	95.5/70	115.99	89.05/60	93.6/56	86.75/30	97.1/56	95/100	172	455.99
177	(10)	4	Evia Hayter Blakey O'Brien : Western Region, Canada	MW	90.75/36	97.75/53	92.1/0.97	98.5/75	91/51.5	140.5	95.75/53	85.1/22	98.4/44	80.3/0.99	91.25/33.5	99.5	89.2/75	96/100	92.8/65	97/53	94/75	215	455
262	(6)	5	Niamh GlynnLinda Martyn : Cuige Chonnacht, Eire	MW	93.75/54.5	97.5/47	99.4/53	94.9/2	91.25/58	154.5	90.5/14.5	95.5/54.5	82.7/0.96	93/75	94/53	122	87.75/47	95/75	90.8/56	98.5/100	90.75/35	178	454.5
213	(5)	6	Allyson BlighHamey Pender Keady Academy : New England Region, USA	MW	92/41	97/45	92/0.96	97.5/46	83/0.97	86.97	97.25/75	96.25/75	99.2/60	89.8/56	94.5/56	191	89.1/65	94/65	90/47.33	86.7/8	92.85/56	168.33	446.3
159	(3)	7	Grace Marie Callaghan Ferry Academy : Cuige Uladh, Eire	MW	93/45	99/100	98.2/32	99/100	82.7/0.97	177	97/65	96.75/100	96.4/21	88.5/47	90.5/26	138	89/56	87/13	93.1/75	94.6/38.5	89/25	119.5	434.5
135	(12)	8	Sophie O'Callaghan Kiely-Walsh Academy : Cuige Mumhan, Eire	MW	91.5/39	98.25/60	98.9/40	98.2/65	89.5/32.5	139	91.5/22	94/43	98.1/39	84.5/25	90.75/29.5	93.5	89.25/100	93.25/50	90.85/60	95.8/45	90.5/33	155	387.5
179	(7)	9	Rose McDowell Kelly Hendry : North East Region, England	MW	91.25/38	96.8/43	94.3/1	96.5/29.5	89.75/35	102.5	94/40	95.5/54.5	99.3/65	85.5/31	95/60	154.5	87/41	90/26	87.5/35	96/47	90.85/36	112	369
172	(8)	10	Olivia Delaney McGahan Lees : Southern Region, England	MW	94.5/65	90.1/0.99	99.7/75	97/37.5	90.25/38.5	141	90.33/11	93.25/38	97.2/30	86.5/36	95.5/70	104	85/29	92.8/43	87/33.5	97.5/75	90/31	107.5	352.5
198	(9)	11	Riley Rose McNaboe Doherty Petri : USA & Ireland	MW	94.25/60	95.4/34	97.3/29	97.5/46	90.5/42	122	89.5/3	94.25/45	98.4/44	89.5/53	91/32	121	82.25/11	93.5/53	87.8/36	93.6/30	91.85/39	105	348
129	(11)	12	Anna Reed Celtic Steps : Western Region, USA	MW	91/37	95.6/36	99.4/53	96.4/27.5	88.5/25	100.5	96.25/60	85.25/23	98.5/48.5	90/60	90.5/26	134.5	87.25/43	91.2/31	86.7/29	94/32.5	92.25/45	106.5	341.5
247	(14)	13	Olivia BurnsEgan Rogers Academy : North West Region, England	MW	93.75/54.5	88.5/0.98	99.3/47	93.2/0.97	91/51.5	99.48	93/32	85.8/26	98.7/54.5	87.9/43	87.75/0.99	101	86.75/39	91.4/33	90.1/53	94.8/41	89.1/26	113	313.48
196	(13)	14	Roisin McIntyre Callanan MacLoone O' Meara : Cuige Laighean, Eire	MW	93.5/50	90.2/0.99	92.5/0.97	97.7/53	94/75	103.99	93.5/37	93.75/41	97.8/37	85.9/32	90/18.5	106	83.5/18.5	91.25/32	90/47.33	94.3/36.5	88.25/22	90.5	300.49
144	(16)	15	Sofia Alducin Nassar Drake : Mexico	MW	87/14.5	93.7/30	94.2/1	96.1/23.5	90/37	68	91/17.5	91/35	97.6/35.5	88/45	86.5/0.98	88	86.4/37	92.75/41	85.3/20	93.6/30	92.8/53	108	264
202	(15)	16	Abbie Daunt Kiely-Walsh Academy : Cuige Mumhan, Eire	MW	83/0.99	98/56	92.1/0.97	98/60	90.75/46	102.99	92.5/29.5	91.75/37	96.7/24	85.1/27	91.5/35.5	92	83.5/18.5	91.5/34	84.9/16	93.2/26.5	87.75/19	64	258.99
245	(21)	17	Niamh McNamara Scoil Ui Ruaic : Cuige Mumhan, Eire	MW	92.5/43	96.25/38	90.3/0.94	94.7/1	86.7/5.5	44.5	94/40	94.3/47	92.2/1	81.6/5	92/37.5	82.5	85.5/32	92.25/37	89.5/42	91.5/16	87.1/16	85	212
169	(23)	18	Rebecca O'Callaghan Kiely-Walsh Academy : Cuige Mumhan, Eire	MW	82.75/0.99	90.9/1	97.1/27	96.9/36	88/20.5	48.5	97.5/100	89.5/32	97.3/31.5	80.3/0.99	88.75/4	67.5	84.5/26	90.5/28	88.7/39	92.6/22	92.75/50	93	209
199	(18)	19	Fern Farrell Claddagh Academy : Southern Region, England	MW	90.5/35	96.6/41	96.8/22.5	95.3/11.5	88/20.5	78	96/56	85.5/24	96.2/18.5	80.4/0.99	89.75/15	57.5	84.75/28	86.5/11	87/33.5	97.2/60	84/9	72.5	208

Oireachtas Rince na Cruinne 2025

Final Result for Competition 26 : Ladies 17 - 18


Notes: MW = World Medal winner : R = Recaller : Score = Judges marks : IP = Irish Points (Grid Score) : FTC = Failed To Complete : * All Totals exclude High and Low scores

			Sinead Brooks	Orla Kelly	Margie Morgan	Grace Ann Coyle	Paula Woodgate	3rd Round Total (IP) *	Miceal Hopkins	Jonathan McMorrow	Maureen Miller	Patricia Murphy	Cian Ó'Nualláin	3rd Round total (IP) *	Jackie Kennedy	Christine Maguire-Duignan	Katie Maguire-McMorrow	Julie Showalter-Marshall	Bernadette Weeks	5th Round Total (IP) *	TOTAL IP *		
Card	Position @ recall	Final Place	Name/School	Status	ROUND 1 : Score/IP				ROUND 2 : Score/IP				ROUND 3 : Score/IP										
216	(19)	20	Alicia McKiernan Heaphy Curley Brennan : Cuige Laighean, Eire	R	89/27	92.1/14.5	96/13	95/5	85/0.99	32.5	94.25/43	81.5/0.99	97.1/28.5	85.2/28	93.5/50	99.5	81/3	93.75/60	85/17.5	82/2	91.1/38	58.5	190.5
275	(22)	21	Ella GavinO'Neill Blake : Cuige Laighean, Eire	R	86.75/13	94.1/31	99.4/53	96.2/25	91.75/65	109	86.5/0.97	80.75/0.98	85.4/0.98	82.2/12	90.25/22.5	13.96	84.2/24	87.25/15	84/12	93.5/28	88.1/21	60	182.96
210	(28)	22	Caoimhe Holly Niall Holly Eire & USA : Cuige Laighean, Eire	R	88.5/24.5	89/0.98	95/3.5	91.2/0.95	81/0.94	5.43	95/47	82.9/9	98.5/48.5	86.7/38	88.5/1.5	94	82.6/13	92.9/45	86.5/27.5	86/6.5	92.1/43	83.5	182.93
197	(17)	23	Keeley Ward Deborah Whelan : Southern Region, England	R	88.25/22.5	91.2/5	96.6/20	96.4/27.5	87.25/12.5	55	94.5/45	78.5/0.96	98.2/41	83.2/19	90.75/29.5	89.5	81.25/4	89/22	85.5/22	84/4.5	75/1	30.5	175
133	(30)	24(T)	Erin StethemThe Academy : Mid America & Western Australia	R	86.25/11	93.6/28.5	98.9/40	94.8/1	88.25/24	63.5	82.25/0.93	81.25/0.99	98.7/54.5	85/26	89/7	33.99	87.5/45	86.2/9	89.5/42	92.4/21	86.75/14	77	174.49
228	(27)	24(T)	Francesca Santoro Francis Academy : Mid Atlantic Region, USA	R	87.5/17.5	89.5/0.99	95.9/12	88.6/0.93	86/1	13.99	92.25/28	91.5/36	92.6/1	87.5/41	90.25/22.5	86.5	86.5/38	90.25/27	84.8/15	92.7/23	88.85/24	74	174.49
138	(34)	26	Robyn Dempsey Onórach Mulhern Geraghty : USA & Ireland	R	88.25/22.5	93.4/26	99.2/45	95.9/19.5	88.75/27	75.5	90.75/16	83.25/12	86.9/0.99	79.5/0.98	88/1	13.98	86/34	92.4/38	82.5/7	92.2/19	90.25/32	85	174.48
171	(20)	27	Paula Komorek Kavanagh Porter : USA & Ireland	R	88.5/24.5	91.6/8.5	92.7/0.98	97.2/41	87/9	42	93/32	87/30	96.9/25	86/33	90.25/22.5	87	82/8	86/8	84.1/13	92.3/20	89.5/28	41	170
206	(24)	28	Dominika Plaska McGahan Lees : Poland	Aisling	89.5/29.5	83.1/0.95	99/43	92.5/0.96	80.1/0.94	31.41	91.33/20	85.75/25	98/38	86.1/34.5	89.25/10	79.5	84/22.5	91.8/36	83/8	92/18	82/6	48.5	159.41
132	(42)	29	Sloane McKay Possak Hampshire : Western Region, Canada	R	73.5/0.92	90.6/1	89.6/0.92	92.9/0.97	87.25/12.5	2.89	92/26.5	82.5/4	97.1/28.5	78.4/0.96	91.5/35.5	59	86.25/36	87.2/14	85.7/23	94.3/36.5	90.6/34	93	154.89
167	(35)	30(T)	Jocelyn Mehle Burke School of Irish Dance, OH : Mid America Region, USA	R	79.25/0.96	92.1/14.5	96.3/17	96.7/33.5	82/0.96	32.46	91/17.5	81.7/0.99	97.4/33	81.5/3	92/37.5	53.5	83/16	88.75/21	86.9/31	90.2/14	93/65	68	153.96
186	(29)	30(T)	Ceallach MackinMona Ni Rodaigh : Cuige Uladh, Eire	R	84.5/1	92.3/17	97.2/28	97.6/50	89/28.5	73.5	91.75/24.5	80.8/0.99	83.2/0.97	84.2/22.5	85.25/0.97	24.46	81.5/5	86.75/12	85.9/24	93/25	88/20	56	153.96
225	(43)	32	Gracie Massery Lavin-Cassidy : Mid America Region, USA	R	82.5/0.99	92.6/19	95.7/10	92/0.96	88/20.5	29.99	88/0.99	80.7/0.98	92.5/1	85.4/30	90.75/29.5	31.49	85.25/31	92.5/39	80/1	94/32.5	89.25/27	90.5	151.97
170	(31)	33	Ciara Davis Theresa O'Donoghue : Southern Region, England	R	90/33	79/0.93	96.8/22.5	96.8/35	90.5/42	90.5	88/0.99	77.25/0.94	95.9/16	80.4/0.99	88.25/1	2.97	83.75/21	85.75/6	86.5/27.5	94.2/35	79/4	54.5	147.97
193	(32)	34	Lily Shields McGee : Cuige Uladh, Eire	R	85.75/8	90.3/1	96.1/14.5	96.6/31.5	89.5/32.5	54	91.75/24.5	81.3/0.99	95.8/15	84.2/22.5	83.75/0.96	38.49	82.75/14	90.75/29	85/17.5	86/6.5	88.5/23	54.5	146.99
195	(44)	35	Holly Soffe Joanne Kavanagh Academy : Cuige Laighean, Eire	R	82.75/0.99	92.7/20	93.1/0.98	96.1/23.5	85/0.99	21.98	92.5/29.5	80.2/0.98	97.6/35.5	81.6/5	87.75/0.99	35.49	82.5/12	91/30	88/37	95/43	86/11	79	136.47
256	(36)	36	Eimear FeganDoherty Petri : USA & Ireland	R	85.5/6	96/37	98.6/36	95.2/9.5	90.75/46	82.5	83/0.94	80/0.98	81.1/0.94	82/10	87.5/0.99	2.91	82.2/9.5	89.75/25	84.75/14	92.9/24	86.25/12	50	135.41
271	(25)	37	Niamh FitzsimmonsDeborah Whelan : Southern Region, England	R	89.75/31	92.8/21	98.5/34.5	96.5/29.5	88/20.5	81.5	90/5.5	84.3/20	85.3/0.98	79.3/0.97	90/18.5	24.98	83/16	84.75/2	82/5.5	91.1/15	83/8	28.5	134.98
274	(37)	38	Brynn ParkerThe Michaela Hinds Academy : Eastern Region, Ca	R	85.5/6	93.1/24	92.8/0.98	93.8/0.98	83/0.97	7.96	85.5/0.96	86/27	97.5/34	82.1/11	93/47	72	85.75/33	86.25/10	81/2	88.9/12	89.6/29	51	130.96

Oireachtas Rince na Cruinne 2025

Final Result for Competition 26 : Ladies 17 - 18


Notes: MW = World Medal winner : R = Recaller : Score = Judges marks : IP = Irish Points (Grid Score) : FTC = Failed To Complete : * All Totals exclude High and Low scores

			Sinead Brooks	Orla Kelly	Margie Morgan	Grace Ann Coyle	Paula Woodgate	3rd Round Total (IP) *	Miceal Hopkins	Jonathan McMorrow	Maureen Miller	Patricia Murphy	Cian Ó'Nualláin	3rd Round total (IP) *	Jackie Kennedy	Christine Maguire-Duignan	Katie Maguire-McMorrow	Julie Showalter-Marshall	Bernadette Weeks	5th Round Total (IP) *	TOTAL IP *		
Card	Position @ recall	Final Place	Name/School	Status	ROUND 1 : Score/IP					ROUND 2 : Score/IP					ROUND 3 : Score/IP								
168	(45)	39	Gabriella Panther McNamara McCarthy : Mid America Region, USA	R	81.25/0.98	82/0.94	96.5/19	94.2/0.99	89.25/30.5	20.97	90/5.5	83.1/10.5	96.3/20	77.8/0.95	90.25/22.5	36	84.25/25	89.25/23	86/25.5	87/9	91/37	73.5	130.47
204	(26)	40	Jodie Wiens Magennis Academy : Southern Region, USA	R	83.75/1	92/12.5	96.9/24.5	96.7/33.5	89.75/35	70.5	90.33/11	78.75/0.96	96.2/18.5	77/0.94	91.25/33.5	30.46	83/16	85/3	83.5/10	93.6/30	78/3	29	129.96
248	(50)	41	Leona Delaney The John Lonergan Academy : Cuige Mumhan, Eire	R	76.75/0.95	90.25/0.99	91.8/0.96	92.2/0.96	88/20.5	2.92	93.33/35.5	79.3/0.97	95.4/10.5	80.9/1	90.5/26	37.5	85.2/30	88.5/20	90/47.33	94.6/38.5	84.5/10	88.5	128.91
222	(49)	42	Ciara McKelvey Kavanagh Porter: USA & Ireland	R	88.75/26	95.5/35	95.5/8	93/0.97	83/0.97	34.97	90.33/11	93.5/39	90.5/0.99	80.7/0.99	84.75/0.97	12.99	84.7/27	89.5/24	85.3/20	93.2/26.5	92.5/47	77.5	125.46
207	(46)	43	Keira O'Malley The Irish Dance Academy : Southern Region, England	R	90/33	93.5/27	93/0.98	94/0.98	82/0.96	28.96	90.25/7.5	83.75/16	97/26.5	76/0.92	86.75/0.99	24.49	83.7/20	87.75/17	86/25.5	96.2/50	87.5/18	63.5	116.95
165	(47)	44	Laoise Ni Chinneide Flynn O'Kane Academy : Cuige Mumhan, Eire	R	82/0.99	92.9/22	96.9/24.5	96/21.5	84.7/0.99	44.49	89.5/3	79.8/0.97	82.9/0.96	77/0.94	90/18.5	4.94	84/22.5	88/18	88.5/38	89/13	87/15	55.5	104.92
237	(40)	45	Ciara Brennan Mona Ni Rodaigh : Cuige Uladh, Eire	R	83/0.99	85/0.96	91/0.95	93.7/0.98	81.25/0.95	2.89	90.33/11	87.5/31	83.8/0.97	84.3/24	92.25/39	66	82.2/9.5	87.5/16	83.4/9	83/3	89.75/30	34.5	103.39
217	(33)	46	Shanna du Plessis McWilliams : South Africa	R	86/9.5	87.5/0.97	91.2/0.95	90/0.94	83/0.97	2.89	93.33/35.5	86.5/29	97.3/31.5	85.3/29	89.75/15	89.5	80.75/2	84/1	82/5.5	80/1	77/2	5	97.39
240	(41)	47	Ava O'Dwyer Flynn O'Kane Academy : Cuige Mumhan, Eire	R	76/0.94	87.75/0.97	93.2/0.98	93.9/0.98	86/1	2.94	93.75/38	83.3/13	95.6/13	80.6/0.99	92.5/42	64	81.6/6	91.75/35	81.9/4	87.5/10	86.5/13	29	95.94
236	(38)	48	Kacie Heron Kiely-Walsh Academy : Cuige Mumhan, Eire	R	88/20	91.6/8.5	95.2/6	95.3/11.5	85/0.99	26	91.5/22	86.25/28	80.5/0.93	81.8/9	90/18.5	49.5	80.5/1	85.25/4	83.8/11	84/4.5	87.25/17	19.5	95
187	(39)	49	Eva Heaney Ceim Oir : Southern Region, England	R	88/20	93.2/25	93.9/0.99	96/21.5	89.25/30.5	66.5	90.25/7.5	81.3/0.99	83.6/0.97	77.5/0.95	81.75/0.95	2.91	81.75/7	85.5/5	85.3/20	88.8/11	80/5	23	92.41
142	(48)	50	Lily Fall Kinsella : Mid America Region, USA	R	83.25/1	76.75/0.92	91.6/0.96	88.5/0.93	87.7/16	2.89	91.5/22	83.1/10.5	85.6/0.98	82.5/14	92.5/42	46.5	86.2/35	85.8/7	81.5/3	91.7/17	82.5/7	31	80.39
203	(51)	51	Leah Grossi Celtic Steps : Western Region, USA		85.5/6	89.6/0.99	93.9/0.99	97/37.5	86/1	7.99	81.33/0.92	82.6/5	96.6/23	83.4/20	88.75/4	29							36.99
141	(52)	52	Holly Flood Curley Brennan : Cuige Laighean, Eire		88/20	81.1/0.94	94.1/0.99	95.6/16	87.5/14.5	31.49	86/0.96	80.25/0.98	87.5/0.99	82.3/13	85.5/0.98	2.94							34.44
224	(53)	53	Greta Overcash DeNogla Academy : Southern Region, USA		81.5/0.98	80/0.94	94.5/1	91.7/0.95	88.7/26	2.93	91.25/19	90.25/33	93.5/2	80.6/0.99	89.25/10	31							33.93
253	(54)	54	Madison Pennington Rince Na Tiarna : Mid Atlantic Region, USA		82.75/0.99	86.75/0.97	96.7/21	93.3/0.97	87/9	10.96	93/32	84/18	93.9/3	80.8/0.99	84.5/0.97	21.99							32.96
241	(55)	55	Nadene Metcalfe Goggin-Stewart : Eastern Region, Canada		89.25/28	90/0.99	96.2/16	94.4/0.99	83/0.97	17.98	88.75/1	82.7/6	97/26.5	81.6/5	82.75/0.96	12							29.98
251	(56)	56	Syetha Litterick Blakey O'Brien : Western Region, Canada		75.75/0.94	90.95/2	91.7/0.96	94.1/0.99	81.5/0.95	2.89	89/1	83.4/14.5	95.4/10.5	76.6/0.93	90.75/29.5	26							28.89
166	(57)	57	Anabelle Wormald Nadine Martin Academy : North West Region, England		87.25/16	81.25/0.94	90.4/0.94	94.8/1	85/0.99	2.93	93.25/34	84.5/21	82.8/0.96	79.9/0.98	86.5/0.98	22.96							25.89

Oireachtas Rince na Cruinne 2025

Final Result for Competition 26 : Ladies 17 - 18

Notes: MW = World Medal winner : R = Recaller : Score = Judges marks : IP = Irish Points (Grid Score) : FTC = Failed To Complete : * All Totals exclude High and Low scores

			Sinead Brooks	Orla Kelly	Margie Morgan	Grace Ann Coyle	Paula Woodgate	3rd Round Total (IP) *	Miceal Hopkins	Jonathan McMorrow	Maureen Miller	Patricia Murphy	Cian Ó'Nualláin	3rd Round total (IP) *	Jackie Kennedy	Christine Maguire-Duignan	Katie Maguire-McMorrow	Julie Showalter-Marshall	Bernadette Weeks	5th Round Total (IP) *	TOTAL IP *	
Card	Position @ recall	Final Place	Name/School	Status	ROUND 1 : Score/IP					ROUND 2 : Score/IP					ROUND 3 : Score/IP							
153	(58)	58	Sara Winters Cross Keys : Mid America Region, USA		85.25/4	93.6/28.5	91.9/0.96	95.8/18	82/0.96	22.96	85.5/0.96	78.25/0.95	82.7/0.96	83.1/18	79.5/0.94	2.87						25.83
176	(59)	59	Ella FerrisDoherty Petri : USA & Ireland		84/1	90.9/1	98.1/31	95.9/19.5	85.75/0.99	21.5	87/0.98	79.8/0.97	83.5/0.97	87/39	87.5/0.99	2.94						24.44
211	(60)	60	Claire Mulhern Malloy Onórach Mulhern Geraghty : USA & Ireland		81/0.98	87/0.97	93.5/0.99	95/5	82.25/0.96	2.93	89.5/3	81.8/1	96.1/17	86.6/37	85.75/0.98	21						23.93
180	(61)	61	Lily Noonan McAleer-Paulson : Mid Atlantic Region, USA		73.5/0.92	92.25/16	92.6/0.97	92.3/0.96	88/20.5	17.93	86.33/0.96	75.1/0.92	78.4/0.91	78.4/0.96	84/0.97	2.85						20.78
149	(62)	62	Delaney Farrell DeNogla Academy : Mid Atlantic Region, USA		81.5/0.98	91.8/10.5	89.4/0.92	95.5/14.5	86.7/5.5	16.98	83/0.94	78.5/0.96	81.5/0.95	77.7/0.95	81/0.94	2.84						19.82
194	(63)	63	Aisling Coccozza Sharon Taylor : Scotland		83.5/1	83.75/0.95	98.8/38	93/0.97	87.5/14.5	16.47	88.33/0.99	75.6/0.93	79.8/0.93	80.5/0.99	86.75/0.99	2.9						19.37
145	(64)	64	Tessa Jung Penk-O'Donnell : Western Region, Canada		76.25/0.94	91.8/10.5	96.1/14.5	95/5	81.5/0.95	16.45	87.25/0.98	80.3/0.98	86.3/0.99	76.2/0.92	81.5/0.95	2.91						19.35
205	(65)	65	Niamh Smithers Kavanagh Porter : USA & Ireland		82/0.99	88.1/0.98	90.5/0.94	91.9/0.96	80.2/0.94	2.87	89.33/1	79.25/0.97	95.7/14	82.6/15	88/1	16						18.87
257	(66)	66	Dahlia PantalenaMarie Moore : Mid Atlantic Region, USA		81.75/0.98	96.5/39	88.9/0.91	95.4/13	82/0.96	14.94	87/0.98	79/0.96	81.9/0.95	84/21	87/0.99	2.93						17.87
270	(67)	67	Phoebe LinnCleary : Western Region, USA		80.5/0.97	82.5/0.95	98.5/34.5	94.3/0.99	85.7/0.99	2.96	86.5/0.97	80.6/0.98	85.5/0.98	83/17	89.5/12.5	14.46						17.42
227	(68)	68	Scarlett O'Keefe Turley Duggan : Cuige Chonnacht, Eire		86.5/12	94.5/33	91.5/0.96	87.5/0.93	83/0.97	13.93	88.33/0.99	90.75/34	87.1/0.99	78.8/0.96	88.25/1	2.98						16.91
220	(69)	69	Lillian Cimborateelin School : Southern Region, USA		80.25/0.97	92.5/18	89/0.91	89.4/0.94	82.2/0.96	2.87	92/26.5	82.1/1	94.5/6	76.3/0.93	89/7	14						16.87
273	(70)	70	Lauren LafleurMurray Academy : New England Region, USA		78.25/0.96	79.2/0.93	95.8/11	89.5/0.94	87.75/17	12.9	86.5/0.97	77.6/0.95	79.3/0.92	78.2/0.96	70.5/0.92	2.83						15.72
246	(71)	71	Kaitlin Thomas Drake : Southern Region, USA		78/0.96	77.25/0.92	93.2/0.98	87.2/0.92	81/0.94	2.82	87.75/0.99	76/0.93	95/7	81.7/7.5	88.75/4	11.99						14.81
200	(72)	72	Sarah HansonMurray Academy : New England Region, USA		83.75/1	84.6/0.96	98.7/37	92/0.96	87/9	10.96	88.5/0.99	77.5/0.95	95.5/12	76.9/0.93	84.25/0.97	2.91						13.86
243	(73)	73	Abbie Orr Stokes-Collins : North East Region, England		79/0.96	79.1/0.93	89.1/0.91	89.3/0.94	75/0.91	2.78	90.5/14.5	81.9/1	95.3/9	78.3/0.96	81.5/0.95	10.95						13.73
244	(74)	74	Catherine Catherall McNamara McCarthy : Mid America Region, USA		77.5/0.95	82/0.94	93.7/0.99	88.7/0.93	79/0.93	2.83	86.75/0.97	82.2/1	95.1/8	86.1/34.5	81.5/0.95	9.97						12.8
266	(75)	75	Eleanor BesseDance Hall Academy : Cuige Laighean, Eire		81.25/0.98	90.5/1	96.4/18	95.17.5	86/1	9.49	82.5/0.93	81.6/0.99	81.2/0.94	78.1/0.95	82.5/0.96	2.85						12.34

Oireachtas Rince na Cruinne 2025

Final Result for Competition 26 : Ladies 17 - 18

Notes: MW = World Medal winner : R = Recaller : Score = Judges marks : IP = Irish Points (Grid Score) : FTC = Failed To Complete : * All Totals exclude High and Low scores




			Sinead Brooks	Orla Kelly	Margie Morgan	Grace Ann Coyle	Paula Woodgate	3rd Round Total (IP) *	Miceal Hopkins	Jonathan McMorrow	Maureen Miller	Patricia Murphy	Cian Ó'Nualláin	3rd Round total (IP) *	Jackie Kennedy	Christine Maguire-Duignan	Katie Maguire-McMorrow	Julie Showalter-Marshall	Bernadette Weeks	5th Round Total (IP) *	TOTAL IP *	
Card	Position @ recall	Final Place	Name/School	Status	ROUND 1 : Score/IP					ROUND 2 : Score/IP					ROUND 3 : Score/IP							
175	(76)	76	Niamh Anderson Sylvan Kelly : Cuige Chonnacht, Eire		77.25/0.95	91.25/6	93.5/0.99	95.5/14.5	81.75/0.95	7.94	82.5/0.93	77.4/0.95	83.1/0.97	77/0.94	81.5/0.95	2.83						10.77
232	(77)	77	Beth Ward McCarthy Hegarty School Of ID : Cuige Mumhan, Eire		78/0.96	86.5/0.96	95.1/5	91.4/0.95	87/9	6.92	86.33/0.96	80/0.98	92.9/1	82.7/16	85.5/0.98	2.95						9.87
155	(78)	78	Sheridan Delegal Kavanagh Porter: USA & Ireland		75.75/0.94	91.1/4	94.7/1	95.7/17	84/0.98	5.98	83/0.94	81.8/1	81.6/0.95	79.2/0.97	89.25/10	2.91						8.89
163	(79)	79	Nina Pierre Harney Pender Keady Academy : New England Region, USA		76.75/0.95	87.75/0.97	91.4/0.96	96.3/26	86.5/3.5	5.43	87.3/0.98	77.75/0.95	82.1/0.95	77.8/0.95	83.5/0.96	2.87						8.3
221	(80)	80	Aoibhinn ReidyFisher-McLeod : Western Region, USA		87/14.5	76/0.91	90.6/0.95	90.2/0.94	82.5/0.96	2.85	87/0.98	82.3/3	94.1/4	76.4/0.93	86.75/0.99	4.96						7.81
239	(81)	81	Maeve Crossan Kavanagh Porter: USA & Ireland		80.5/0.97	83.25/0.95	93.9/0.99	92.8/0.97	85/0.99	2.93	87.33/0.98	80/0.98	94.4/5	81.2/2	83.25/0.96	3.96						6.88
258	(82)	82	Amy HartMcQuade : Scotland		84.75/2	93/23	92.5/0.97	93.1/0.97	83/0.97	3.94	88.5/0.99	82.75/7.5	82.1/0.95	78/0.95	86/0.98	2.93						6.87
192	(83)	83	Amy Bissett Mathews : Midlands Region, England/Wales		87.5/17.5	85.5/0.96	90.7/0.95	94.9/2	83.25/0.98	3.94	85/0.95	76/0.93	80.9/0.94	77.4/0.95	76.5/0.93	2.81						6.75
261	(84)	84	Kaelin DonahueHarney Pender Keady Academy : New England Region, USA		77/0.95	91/3	91.3/0.95	94.5/0.99	81/0.94	2.9	87.5/0.98	83.8/17	82.5/0.96	78.6/0.96	88.5/1.5	3.44						6.34
263	(85)	85	Molly NooneScoil Rince Fa'inne Chladach : Eastern Region, Canada		77.75/0.95	87.1/0.97	95/3.5	90.5/0.95	86.25/1.5	3.42	80/0.91	73/0.92	80.9/0.94	75.5/0.92	75/0.93	2.76						6.18
151	(86)	86	Isabel GaffneyScoil Rince Ui Bhriain : Cuige Mumhan, Eire		79.25/0.96	94.2/32	92.5/0.97	94.5/0.99	83/0.97	2.94	85/0.95	84.1/19	88.1/0.99	81.1/1	87/0.99	2.98						5.91
181	(87)	87	Lauren Rendel McDade-Cara : Mid Atlantic Region, USA		78.5/0.96	87.8/0.97	94.6/1	92.5/0.96	87/9	2.94	87.5/0.98	80.5/0.98	83.7/0.97	78.9/0.96	82.5/0.96	2.92						5.85
136	(91)	88(T)	Brigid Coyne Brady Campbell : Mid America Region, USA		90/33	82.25/0.94	92.6/0.97	93.6/0.98	86/1	2.95	83.5/0.94	78.5/0.96	86.1/0.98	79.6/0.98	82/0.95	2.89						5.84
150	(88)	88(T)	Charlotte Hunter Celtic Academy : Western Australia		79/0.96	84.75/0.96	93.6/0.99	94.9/2	82/0.96	2.91	87/0.98	83.4/14.5	82.3/0.96	80/0.98	86/0.98	2.94						5.84
162	(89)	88(T)	Olivia Charlotte Devlin Oxenham Studio : Queensland, Australia		80.75/0.98	86.25/0.96	90.4/0.94	96.6/31.5	84.5/0.98	2.92	84/0.94	81/0.99	81.5/0.95	80.3/0.99	89/7	2.92						5.84
188	(90)	88(T)	Quinn McCarthyRankin Holland : Mid America Region, USA		82.75/0.99	84.1/0.96	91.3/0.95	95.2/9.5	85.75/0.99	2.94	86.5/0.97	78.8/0.96	83.3/0.97	76.9/0.93	86.25/0.98	2.9						5.84
158	(93)	92(T)	Hannah CartyCresham Academy : Cuige Chonnacht, Eire		79.5/0.97	89.9/0.99	92.9/0.98	94.7/1	81/0.94	2.93	84.5/0.95	76.3/0.94	82.8/0.96	80.2/0.98	89.75/15	2.89						5.83
260	(92)	92(T)	Aine O MoroneyCeim Oir : Southern Region, England		89.5/29.5	87.25/0.97	93.3/0.98	93.5/0.98	79/0.93	2.93	88/0.99	81.1/0.99	82.2/0.96	78.5/0.96	77/0.93	2.9						5.83

Oireachtas Rince na Cruinne 2025

Final Result for Competition 26 : Ladies 17 - 18


Notes: MW = World Medal winner : R = Recaller : Score = Judges marks : IP = Irish Points (Grid Score) : FTC = Failed To Complete : * All Totals exclude High and Low scores

			Sinead Brooks	Orla Kelly	Margie Morgan	Grace Ann Coyle	Paula Woodgate	3rd Round Total (IP) *	Miceal Hopkins	Jonathan McMorrow	Maureen Miller	Patricia Murphy	Cian Ó'Nualláin	3rd Round total (IP) *	Jackie Kennedy	Christine Maguire-Duignan	Katie Maguire-McMorrow	Julie Showalter-Marshall	Bernadette Weeks	5th Round Total (IP) *	TOTAL IP *	
Card	Position @ recall	Final Place	Name/School	Status	ROUND 1 : Score/IP					ROUND 2 : Score/IP					ROUND 3 : Score/IP							
146	(94)	94(T)	Niamh McCaffery Keegan Academy : North West Region, England		78.75/0.96	83.5/0.95	95.4/7	93.5/0.98	80/0.93	2.89	89/1	77.1/0.94	85.8/0.98	79.4/0.97	84.5/0.97	2.92						5.81
174	(95)	94(T)	Madeline Mae Schnitzer Kanaley : New England Region, USA		74.5/0.93	88.6/0.98	91.5/0.96	95.1/7.5	83.75/0.98	2.92	86.33/0.96	78.25/0.95	84.9/0.97	79.9/0.98	81.25/0.94	2.89						5.81
173	(97)	96(T)	Thérèse MacDougall Kristin Butke : Southern Region, USA		78.75/0.96	84.5/0.96	95.6/9	92.4/0.96	82/0.96	2.88	87.5/0.98	76.4/0.94	85.1/0.98	79/0.97	83/0.96	2.9						5.78
226	(96)	96(T)	Mia Harris Kidd : Midlands Region, England/Wales		86/9.5	79.25/0.93	89.4/0.92	91.5/0.95	79/0.93	2.81	90.33/11	79.1/0.97	87.4/0.99	80.8/0.99	87.25/0.99	2.97						5.78
209	(98)	98	Saoirse-Starr Duffy The Duffy Travis King Academy : North West Region, England		85/3	88/0.98	94/0.99	88/0.93	80/0.93	2.9	87.75/0.99	82.75/7.5	79.5/0.93	76.6/0.93	83/0.96	2.87						5.77
242	(99)	99	Holly DaviesRobinson Irish Dance Academy : North West Region, England		75.25/0.94	84/0.95	92.3/0.97	91.6/0.95	77/0.91	2.84	86.75/0.97	79/0.96	80.6/0.94	81.7/7.5	86.5/0.98	2.92						5.76
139	(101)	100(T)	Evalyn Kelly-Taylor Yvonne Kelly Dance Academy : Eastern Region, Canada		76.5/0.94	82.3/0.95	94.4/1	94.6/1	86.25/1.5	2.94	80.5/0.92	76.1/0.93	85.9/0.98	77.2/0.94	79/0.94	2.81						5.75
184	(102)	100(T)	Ciara Leddy Marie Moore : Mid Atlantic Region, USA		77/0.95	85.25/0.96	89.8/0.93	93.1/0.97	82.5/0.96	2.87	85.75/0.96	76.5/0.94	79.7/0.93	79.9/0.98	87.25/0.99	2.87						5.75
250	(103)	100(T)	Avery Gannon Teelin School : Southern Region, USA		81/0.98	80.25/0.94	89.7/0.93	94.2/0.99	78.75/0.92	2.84	86/0.96	78.3/0.96	84.8/0.97	80.9/1	85/0.97	2.91						5.75
259	(100)	100(T)	Kensington KirkBrady Academy : New England Region, USA		80/0.97	90.75/1	89.9/0.93	92.5/0.96	89/28.5	2.93	83.5/0.94	76/0.93	81.8/0.95	81/1	71/0.92	2.82						5.75
131	(106)	104(T)	Julia Campbell Doherty Petri : USA & Ireland		75.5/0.94	82.75/0.95	97.7/30	92.1/0.96	82/0.96	2.86	81.5/0.92	79.5/0.97	96.5/22	78.3/0.96	81.5/0.95	2.88						5.74
190	(104)	104(T)	Molly McGever Michael Patrick Gallagher : Western Region, USA		81.75/0.98	86.6/0.97	90.6/0.95	94.1/0.99	83.5/0.98	2.93	84.5/0.95	74/0.92	80.8/0.94	79.9/0.98	77.5/0.93	2.82						5.74
233	(105)	104(T)	Abigail Ward Murray Academy : New England Region, USA		75.5/0.94	89.1/0.99	97/26	91.3/0.95	79/0.93	2.87	83.5/0.94	79.75/0.97	80/0.93	79.2/0.97	82.25/0.95	2.86						5.74
154	(108)	107(T)	Sydney Schmidt Doherty Petri : USA & Ireland		79.75/0.97	88.4/0.98	98.4/33	94/0.98	80/0.93	2.93	81.5/0.92	71.25/0.92	81.7/0.95	78.9/0.96	71.5/0.92	2.79						5.72
223	(109)	107(T)	Monica Tokar Doherty Petri : USA & Ireland		74.25/0.93	83.5/0.95	94.9/2	89.9/0.94	77/0.91	2.82	85.33/0.95	78/0.95	90.1/0.99	81.1/1	82/0.95	2.9						5.72
238	(107)	107(T)	Mya McDonald McLaughlin : Scotland		76.5/0.94	80.5/0.94	89.5/0.92	90.7/0.95	80.75/0.94	2.82	85/0.95	81.4/0.99	80.4/0.93	78.3/0.96	89.5/12.5	2.9						5.72
148	(111)	110(T)	Erin Hurly Robinson SA : South Africa		73/0.92	78.3/0.92	92.2/0.97	93/0.97	84.25/0.98	2.86	86.5/0.97	75.1/0.92	81.3/0.94	79.4/0.97	78/0.94	2.85						5.71
160	(112)	110(T)	Ellie Mendler Clan Rince : Western Region, USA		80.25/0.97	87.6/0.97	84.7/0.91	94.4/0.99	83.25/0.98	2.92	86.5/0.97	73/0.92	81.2/0.94	75.5/0.92	74.5/0.93	2.79						5.71

Oireachtas Rince na Cruinne 2025

Final Result for Competition 26 : Ladies 17 - 18


Notes: MW = World Medal winner : R = Recaller : Score = Judges marks : IP = Irish Points (Grid Score) : FTC = Failed To Complete : * All Totals exclude High and Low scores

			Sinead Brooks	Orla Kelly	Margie Morgan	Grace Ann Coyle	Paula Woodgate	3rd Round Total (IP) *	Miceal Hopkins	Jonathan McMorrow	Maureen Miller	Patricia Murphy	Cian Ó'Nualláin	3rd Round total (IP) *	Jackie Kennedy	Christine Maguire-Duignan	Katie Maguire-McMorrow	Julie Showalter-Marshall	Bernadette Weeks	5th Round Total (IP) *	TOTAL IP *	
Card	Position @ recall	Final Place	Name/School	Status	ROUND 1 : Score/IP					ROUND 2 : Score/IP					ROUND 3 : Score/IP							
255	(110)	110(T)	Casey BartleyMcInerney : New England Region, USA		76.25/0.94	88.75/0.98	91.1/0.95	93.4/0.98	82.5/0.96	2.89	82/0.93	80.1/0.98	78.9/0.92	79/0.97	74/0.93	2.82						5.71
230	(114)	113(T)	Anna Jackson Sue Fay Healy : Eastern Region, Canada		75/0.93	89.25/0.99	90.2/0.94	88.1/0.93	81.4/0.95	2.82	83/0.94	77.6/0.95	92.1/1	76.8/0.93	88.25/1	2.88						5.7
231	(113)	113(T)	Zoe JanowskiBellator Academy : Mid America Region, USA		74.75/0.93	77/0.92	93.8/0.99	90.1/0.94	80.5/0.94	2.81	89.33/1	78/0.95	92.4/1	75.3/0.92	79.5/0.94	2.89						5.7
265	(115)	115	Mackinley CanningBrosnan Academy : New South Wales, Australia		80.75/0.98	81.5/0.94	90.5/0.94	91/0.95	81.7/0.95	2.84	87.75/0.99	76.1/0.93	80.8/0.94	79.1/0.97	80/0.94	2.85						5.69
140	(116)	116(T)	Lauryn Campbell Watt : Western Region, Canada		72.75/0.92	88.9/0.98	93.1/0.98	89.1/0.94	84/0.98	2.9	81.25/0.92	75/0.92	85.2/0.98	77.3/0.94	72.5/0.92	2.79						5.68
164	(117)	116(T)	Trea Harkin Melbourne Academy : Victoria, Australia		71/0.91	81.75/0.94	93.2/0.98	93.9/0.98	79.5/0.93	2.85	84.25/0.94	76.8/0.94	81.4/0.94	77.9/0.95	78.5/0.94	2.83						5.68
212	(118)	116(T)	Violet O'Donnell Drake : Southern Region, USA		77/0.95	79/0.93	90.8/0.95	89.2/0.94	79/0.93	2.81	84.5/0.95	78/0.95	83.4/0.97	75/0.91	85/0.97	2.87						5.68
147	(120)	119(T)	Taryn FalveyMichael Patrick Gallagher : Western Region, USA		73/0.92	77.5/0.92	92.1/0.97	92.7/0.97	86.5/3.5	2.85	82.75/0.93	75.7/0.93	82.4/0.96	77.2/0.94	73.5/0.92	2.8						5.65
218	(119)	119(T)	Makenna Jung Penk-O'Donnell : Western Region, Canada		80/0.97	79.5/0.93	90.1/0.94	89.8/0.94	78.2/0.92	2.81	85.5/0.96	82.25/2	78.9/0.92	79.4/0.97	72/0.92	2.85						5.65
254	(121)	121	Emily LaughlinMcDade-Cara : Mid Atlantic Region, USA		77.25/0.95	79.75/0.93	89.2/0.92	86.4/0.92	80/0.93	2.78	86/0.96	82/1	79.2/0.92	75/0.91	85/0.97	2.85						5.64
157	(123)	122(T)	Nieve HowardBellator Academy : Mid America Region, USA		75/0.93	92/12.5	89.3/0.92	87.8/0.93	76/0.91	2.78	86/0.96	77.25/0.94	81.4/0.94	80.1/0.98	76/0.93	2.85						5.63
214	(122)	122(T)	Milena Kersfeld Celtic Argentina : Argentina		74/0.93	77.5/0.92	89.9/0.93	86/0.91	79/0.93	2.77	86/0.96	77/0.94	82.5/0.96	77.1/0.94	83.5/0.96	2.86						5.63
219	(124)	124	Clare Kelly Inishfree : Mid Atlantic Region, USA		79.5/0.97	72/0.91	90.4/0.94	86.7/0.92	78/0.92	2.78	84.75/0.95	79.1/0.97	79.1/0.92	80.6/0.99	75.5/0.93	2.84						5.62
143	(126)	125(T)	Kate Riley Clark Academy : Mid America Region, USA		73.75/0.92	76.5/0.92	88.9/0.91	86/0.91	82.5/0.96	2.75	81.5/0.92	79.3/0.97	86.2/0.99	76.2/0.92	84/0.97	2.86						5.61
191	(125)	125(T)	Reagan Leila Moore Duncan : South Africa		72.5/0.92	89.2/0.99	90.3/0.94	87/0.92	84.75/0.99	2.85	82/0.93	72/0.92	78.5/0.91	77.3/0.94	73/0.92	2.77						5.61
208	(128)	125(T)	Lia Young The Academy : Mid America & Western Australia		76/0.94	78/0.92	90/0.93	89/0.93	80/0.93	2.8	83.5/0.94	77.1/0.94	79.1/0.92	76.4/0.93	79/0.94	2.8						5.61
252	(126)	125(T)	Chloe Matlock Shelley : Western Region, USA		74.25/0.93	91.5/7	91.4/0.96	88.4/0.93	77.5/0.92	2.81	82.33/0.93	75/0.92	85.7/0.98	75.7/0.92	80/0.94	2.79						5.61
249	(129)	129	Maeve Gross Dennehy Mayer : Mid America Region, USA		74/0.93	75/0.91	90.7/0.95	86.5/0.92	79/0.93	2.77	85/0.95	79/0.96	80.3/0.93	75.9/0.92	81.25/0.94	2.83						5.6

Oireachtas Rince na Cruinne 2025

Final Result for Competition 26 : Ladies 17 - 18

Notes: MW = World Medal winner : R = Recaller : Score = Judges marks : IP = Irish Points (Grid Score) : FTC = Failed To Complete : * All Totals exclude High and Low scores

			Sinead Brooks	Orla Kelly	Margie Morgan	Grace Ann Coyle	Paula Woodgate	3rd Round Total (IP) *	Miceal Hopkins	Jonathan McMorrow	Maureen Miller	Patricia Murphy	Cian Ó'Nualláin	3rd Round total (IP) *	Jackie Kennedy	Christine Maguire-Duignan	Katie Maguire-McMorrow	Julie Showalter-Marshall	Bernadette Weeks	5th Round Total (IP) *	TOTAL IP *	
Card	Position @ recall	Final Place	Name/School	Status	ROUND 1 : Score/IP					ROUND 2 : Score/IP					ROUND 3 : Score/IP							
183	(130)	130	Devon Lunjevich Doyle Academy : New Zealand		75/0.93	83.2/0.95	90/0.93	86.1/0.91	82/0.96	2.82	80.5/0.92	73/0.92	79.6/0.93	75.9/0.92	73.25/0.92	2.76						5.58
215	(131)	131(T)	Rylei Young Ardan Academy : Mid America Region, USA		74.5/0.93	74/0.91	89.5/0.92	87/0.92	78/0.92	2.76	82.75/0.93	76.5/0.94	81.9/0.95	77.2/0.94	76.5/0.93	2.81						5.57
272	(132)	131(T)	Lauren PatriceScanlon : Midlands Region, England/Wales		73.25/0.92	88.25/0.98	89.8/0.93	86.4/0.92	82/0.96	2.8	81/0.92	76.2/0.93	78.7/0.92	76.1/0.92	73/0.92	2.76						5.57
235	(133)	133	Medeea-Maria Pandrea STEYsha School : Romania		72/0.91	78.25/0.92	89.6/0.92	90.4/0.95	76/0.91	2.76	82/0.93	77/0.94	79.8/0.93	76.7/0.93	82.5/0.96	2.8						5.56
269	(134)	134	Amelia GebarowskaMcGahan Lees : Poland		78.5/0.96	78.75/0.93	89.5/0.92	86/0.91	84/0.98	2.81	80/0.91	72/0.92	78.8/0.92	77.1/0.94	70/0.91	2.75						5.55
234	(135)	135	Suria Noel Cramer O'Connor-Barton Irish Dance : United Arab Emirates		73/0.92	72.25/0.91	89.3/0.92	86.5/0.92	73/0.91	2.75	81.33/0.92	76/0.93	79.9/0.93	77/0.94	77.75/0.93	2.79						5.54
161	(136)	136(T)	Cahaya Kathleen Cramer O'Connor-Barton Irish Dance : United Arab Emirates		72.25/0.91	78.7/0.93	89.3/0.92	87.6/0.93	79.75/0.93	2.77	81.75/0.93	70.5/0.91	79.4/0.92	77.4/0.95	69/0.91	2.76						5.53
178	(137)	136(T)	Martina KorblováSimply Dance : Czech Republic		71/0.91	84.25/0.96	90.5/0.94	86/0.91	80.25/0.94	2.79	81/0.92	70/0.91	78.5/0.91	74/0.91	69.5/0.91	2.74						5.53
264	(138)	138	Genavive WessonDuncan : South Africa		72/0.91	78.5/0.92	89.9/0.93	86.3/0.92	82.25/0.96	2.77	80.5/0.92	70/0.91	79.1/0.92	77.5/0.95	68/0.91	2.75						5.52
130	(139)	139	Isabel Hawkins Spreagadh na Rince : New South Wales, Australia		72.5/0.92	79.4/0.93	89.7/0.93	86.9/0.92	78/0.92	2.77	80/0.91	71/0.91	78.6/0.91	75.1/0.91	72/0.92	2.74						5.51
182	N/A	FTC	Mila FroehlichTara : Western Region, USA		80.25/0.97	88.1/0.98	91.3/0.95	94.5/0.99	89.75/35	2.94	0/0	0/0	0/0	0/0	0/0	0						2.94

Thank you for choosing www.feisresults.com