

Oireachtas Rince na Cruinne 2025



Results for Competition 21 : Senior Ladies Over 23

Adjudicators

Round 1

Jackie Kennedy
Katie Maguire-McMorrow
Kathleen Maguire-O'Shea
Jonathan McMorrow
Patricia Murphy

Round 2

Ciaron Brooks
Maureen Miller
David Moore
Bernadette Weeks
Paula Woodgate

Round 3

Sinead Brooks


Orla Kelly
Margie Morgan

Julie Loughlin
Cian Ó'Nualláin

Oireachtas Rince na Cruinne 2025

Final Result for Competition 21 : Senior Ladies Over 23


Notes: MW = World Medal winner : R = Recaller : Score = Judges marks : IP = Irish Points (Grid Score) : FTC = Failed To Complete : * All Totals exclude High and Low scores

																							
Card	Position @ recall	Final Place	Name/School	Status	ROUND 1 : Score/IP					ROUND 2 : Score/IP					ROUND 3 : Score/IP					3rd Round Total (IP) *	5th Round Total (IP) *	TOTAL IP *	
235	(2)	1	Erin-Grace Cooke Hennigan Irish Dance : Southern Region, England	MW	86/56	91.5/50	89/65	95/60	87/34	166	98.5/100	99.9/100	97/75	92.05/48.5	87/7	223.5	99/100	99.25/75	96/100	99.9/100	94.25/48.5	275	664.5
232	(1)	2	Hannah Logar Whelan Academy : Western Region, USA	MW	86.45/65	96/100	93/100	95.75/75	91.5/60	240	97.25/54.5	99.8/75	98/100	92.25/56	97/100	231	97/60	98.5/56	91/56	99.6/65	96/75	181	652
196	(3)	3	Mackenzie Mahler Blakey O'Brien : Western Region, Canada	MW	86.25/60	93/65	90/75	95.5/65	89.1/38	190	98.25/70	99.5/65	91/50	90.3/28	91.25/43	158	96/56	99/65	94/65	98.8/36	95/60	181	529
219	(4)	4	Siobhan Boles McLaughlin : Scotland	MW	86.5/75	91.75/54.5	85/1	94/56	89.8/41	151.5	96.4/45	97.5/50	95/60	92.05/48.5	96/75	158.5	95.25/48.5	95/39	90/53	99.7/75	94.5/54.5	156	466
154	(6)	5	Jodie Clark Herlihy Burgoine : Midlands Region, England/Wales	MW	84.25/50	95/75	87.25/38.5	88.3/34	90/45	133.5	98/60	91/23	92/53	92/45	89/29.5	127.5	97.25/65	99.5/100	85.75/33	98.4/32	94/44	142	403
148	(5)	6	Colleen McCarthy Harney Pender Keady Academy : New England Region, USA	MW	94/100	89/41	87.25/38.5	96.5/100	84.5/30	179.5	95.1/37	95.6/35	87.77/29	90.75/30	91.5/45	102	92/35	95.75/43	86.5/36	95.8/6	94.5/54.5	114	395.5
257	(9)	7	Luisa Diaz Drake : Mexico	MW	83/39	86.8/29.5	86.5/25.5	92/50	93.1/100	118.5	90.85/0.99	99.4/60	96/65	83.25/0.97	88.5/22	82.99	95.5/53	97.4/53	95/75	99.4/54.5	91.5/36	160.5	361.99
224	(7)	8	Annalise Carter AMDC : Southern Region, England	MW	80.25/21.5	91.75/54.5	85.5/3.5	90.25/39	92.5/75	115	98.25/70	95.9/36	89/34	89.05/17	95/65	135	97.5/75	98.75/60	82.5/16	97.5/22.5	87.5/18	100.5	350.5
151	(10)	9	Emer McGing O'Connor : Victoria, Australia	MW	83.51/43	91/47	88/47.33	93/53	92/65	147.33	94.5/30.5	90/14	80/0.99	93/60	83.5/0.97	45.49	89.5/30	96.2/45	92/60	99.3/48.5	96.5/100	153.5	346.33
198	(11)	10	Sarah Campeau The Michaela Hinds Academy : Eastern Region, Canada	MW	84.5/53	87.5/33.5	86.5/25.5	90.75/43	83.5/25	102	97.25/54.5	87.7/0.99	90.91/44	91.25/37	85/0.99	81.99	95/45	96.75/50	87.75/43	99.4/54.5	94/44	139	322.99
223	(8)	11	Roisin Philomena McCabe DeNogla Academy : Mid Atlantic Region, USA	MW	82.2/36	83/0.98	86.5/25.5	87.2/22	88.2/37	83.5	95.5/39	97.1/47	85.24/16	93.1/65	93/50	136	85.5/20	94.75/37.5	85/30	98.2/30	91.75/37	97	316.5
195	(12)	12	Niamh RogersMulvenna Academy : Cuige Uladh, Eire	MW	81/28	90/45	84/0.98	87.5/27	87.9/35	90	94.8/33	90.9/22	87.7/28	90.25/27	92/47	88	92.75/37	90.25/23	88/45	99.2/45	89/24	106	284
216	(12)	13	Erin ThomsonStewart School : Scotland	MW	81.2/31	88.3/37	88/47.33	86.2/10	86/32	100	96.9/50	90.8/21	90.91/44	78.2/0.95	87.5/13	78	95.25/48.5	94.5/35.5	81.75/13	99.5/60	86/15	99	277
140	(14)	14	Amelia Murphy Ceim Oir : Southern Region, England	MW	81.25/32.5	87.9/35	86.5/25.5	86.1/9	80.2/0.99	67	95.75/41	95.2/33	89.61/37	91.4/38	87/7	108	93.5/38.5	84/8	84.75/28	99.3/48.5	90.25/29.5	96	271
226	(15)	15	Ellen Shaw The Carson Academy : Cuige Uladh, Eire	MW	78.35/0.99	86/22.5	88/47.33	86.7/16	83.7/26	64.5	94.25/25	86.5/0.98	94/56	89.35/22	94/56	103	94.25/41	85/11	89/50	99/40	85.5/13	94	261.5
185	(16)	16	Megan BowditchCara-Gael : Southern Region, England	MW	83.75/45	89/41	85.75/6.5	88.25/33	90.9/53	119	93.25/7.5	91.7/29	79.36/0.99	84.75/0.98	89.75/36.5	37.49	92.5/36	94.1/34	83.8/23	97/17	93.5/41	93	249.49
170	(18)	17	Ashlin Miller Shea-Jennings : Mid Atlantic Region, USA	MW	80.75/26	86.8/29.5	88.5/56.33	87.25/23.5	81.9/9	79	90/0.98	95.5/34	85.7/19	91.85/41	87.25/10.5	63.5	80.25/7	93.5/33	87.25/39	97.2/19	94.25/48.5	91	233.5
228	(17)	18	Natalie VestergomDoherty Petri : USA & Ireland	MW	80.15/19	86.3/27	84/0.98	85.4/1	81.6/7	27	94.3/27	98.4/56	90.8/39	95/100	88.5/22	122	88.5/28	88/16	83.25/20	98.5/33	86.5/16	64	213
130	(19)	19	Sarah-Rose Sullivan Mulvenna Academy : Cuige Uladh, Eire	R	80/14.5	86.2/26	86.75/33	86.3/11.5	82.5/17.5	58	94.95/35	90.3/17	85.75/20	87.05/0.99	93.5/53	72	91/33	88.25/17	83.75/22	98.6/34	89.75/26	81	211

Oireachtas Rince na Cruinne 2025

Final Result for Competition 21 : Senior Ladies Over 23


Notes: MW = World Medal winner : R = Recaller : Score = Judges marks : IP = Irish Points (Grid Score) : FTC = Failed To Complete : * All Totals exclude High and Low scores

			Jackie Kennedy	Kate Maguire-McMorrow	Kathleen Maguire-O'Shea	Jonathan McMorrow	Patricia Murphy	3rd Round Total (IP) *	Ciaran Brooks	Maureen Miller	David Moore	Bernadette Weeks	Paula Woodgate	3rd Round total (IP) *	Sinead Brooks	Oria Kelly	Julie Loughlin	Margie Morgan	Cian ÓNualláin	5th Round Total (IP) *	TOTAL IP *		
Card	Position @ recall	Final Place	Name/School	Status	ROUND 1 : Score/IP					ROUND 2 : Score/IP					ROUND 3 : Score/IP								
202	(23)	20	Melissa Pinson Celtic Steps : Western Region, USA	R	82.5/37	84/1.12	84/0.98	81.6/0.96	82.6/19	21.1	89.2/0.98	96.5/39	90.91/47	91.1/36	88/17	92	94.5/43	91.25/28	80/6	98.9/37.5	90/27.5	93	206.1
242	(24)	21	Leah Carter Flynn O'Kane Academy : Cuige Mumhan, Eire	R	78/0.98	89/41	86/13	90.5/41	78.1/0.95	54.98	95/36	84.9/0.97	85/14	89.15/18.5	88.75/25	57.5	86/21	93/31	82.75/17	98.9/37.5	89.5/25	77	189.48
229	(26)	22	Leiden McMurray Penk-O'Donnell : Eastern Region, Canada	R	79.65/9.5	82/0.96	87.5/41	83.1/0.97	80/0.98	11.46	94.1/20.5	96.9/45	88.7/33	93.25/75	84/0.98	98.5	83/15.5	94.5/35.5	88.5/47	97.5/22.5	88/20	78	187.96
139	(27)	23	Katherine Selness Clark Academy : Mid America Region, USA	R	72.55/0.95	83/0.98	85.5/3.5	91.8/47	84.9/31	35.48	94.55/32	84.3/0.97	89.71/38	90.95/33	86/1	66	86.5/23	96.4/47	84.5/27	97.1/18	90.75/33	83	184.47
252	(22)	24	Bella Bravin Kavanagh Porter: USA & Ireland	R	83.5/41	92.5/60	87/36.5	88.5/36	78.3/0.96	113.5	91.65/0.99	87.9/1	82.4/2	89.2/20	80/0.94	3.99	82.5/14	93.2/32	83.5/21	98/27	87/17	65	182.49
191	(25)	25	Kylie Paliani Goggin-Stewart : Eastern Region, Canada	R	80/14.5	84.5/6	87.75/43	81.3/0.96	89.9/43	63.5	93.6/12	91.5/27	79.92/0.99	88.15/7.5	91/41	46.5	89/29	95.5/41	82.8/18	95.6/3.5	87.75/19	66	176
206	(20)	26	Caitlin Bone The Academy : Mid America & Western Australia	R	78.35/0.99	85/13	88.5/56.33	88.2/32	82.5/17.5	62.5	93.4/10	96.8/43	87.12/24.5	90.85/31	82.25/0.96	65.5	80/6	84.5/10	84/24.5	96.5/12.5	91/34.5	47	175
156	(38)	27	Meaghan KilmartinShort : Eastern Region, Canada	R	82.15/35	85.7/17	86.25/19.5	88/30.5	80.4/0.99	67	88/0.97	85.3/0.97	78.1/0.97	90/25	87/7	8.95	86.5/23	94.75/37.5	86.25/35	96.2/9	95.5/65	95.5	171.45
162	(30)	28	Chloe Renshaw Colgan The Carson Academy : Cuige Laighean, Eire	R	81.25/32.5	84.6/9	86.5/25.5	85.8/5.5	78.6/0.96	40	94.3/27	91.2/24.5	88/32	85.75/0.98	82.5/0.96	52.48	84.5/19	90.75/26	77/2	98.3/31	90.5/31.5	76	168.48
234	(32)	29	Chloe TaylorMulvenna Academy : Cuige Uladh, Eire	R	79/0.99	84/1.12	82/0.95	82/0.96	80/0.98	2.94	94.9/34	96.1/37	84.73/13	86.4/0.99	94.75/60	84	87/25	87/14	87/38	98.7/35	81/1	74	160.94
149	(45)	30	Megan Ramsay Ward-Mallinson : North West Region, England	R	78/0.98	86.9/31	86.5/25.5	86.6/15	82.2/12.5	53	93.8/18	85/0.97	78/0.97	80/0.95	84/0.98	2.92	91.5/34	88.75/19	85.25/31	99/40	92.5/39	104	159.92
164	(21)	31	Esther Van Der Burg Kilkenny Lundy School : Netherlands	Aisling	77/0.98	86/22.5	86.75/33	82.5/0.97	91/56	56.48	93/4	89.9/12.5	87/23	92.15/53	89/29.5	65	79.5/4.5	90.4/24	79.5/4	95.6/3.5	92/38	32.5	153.98
221	(28)	32	Grace Bowman Goggin-Stewart : Eastern Region, Canada	R	79.35/5	85/13	86.5/25.5	84.25/0.99	78.2/0.95	18.99	93.25/7.5	97.9/53	87.93/31	91.95/43	80/0.94	81.5	81/9.5	89.5/21	83/19	98.1/28.5	84/8	49.5	149.99
249	(43)	33	Emily Steege Curran School : Mid Atlantic Region, USA	R	73.1/0.95	83.1/0.98	87/36.5	86.8/18	83/21	39.98	93.85/19	86.8/0.99	87.35/26	79.25/0.95	83.5/0.97	20.96	88/27	91/27	85.5/32	96.9/16	88.5/22	76	136.94
255	(34)	34	Holly Cividin Brosnan Academy : New South Wales, Australia	R	84/47	86/22.5	86/13	87/20	81.1/3	55.5	94.3/27	82.6/0.96	81.81/1	87.3/1	88.75/25	27	83.5/17	86.3/12	84/24.5	97.9/26	82/4	53.5	136
147	(31)	35	Lucy Shilling Hennigan Irish Dance : Southern Region, England	R	77/0.98	88.4/38	82/0.95	84.1/0.99	77.3/0.95	2.91	94.2/23.5	90.2/15.5	87.78/30	91.05/35	90.5/38	88.5	90.5/32	89/20	81.5/12	95.7/5	85.25/12	44	135.41
189	(50)	36	Lysann Rucker Aisling Keogh : Germany	R	79.15/1	85/13	84/0.98	81.25/0.95	78.9/0.97	2.95	93.1/5	89.9/12.5	85.01/15	90.1/26	88/17	44.5	87.5/26	92.75/30	84.8/29	98.1/28.5	91/34.5	87.5	134.95
186	(47)	37	Aimee MatchettStewart School : Scotland	R	79/0.99	83/0.98	86.25/19.5	87.4/26	90.1/47	46.49	90.5/0.98	89.4/6	78.02/0.97	86.25/0.99	82/0.96	2.94	86.5/23	90.6/25	86.8/37	97.4/21	90.25/29.5	77.5	126.94
208	(35)	38	Kendall Woodcock Brady Academy : New England Region, USA	R	80.25/21.5	86/22.5	86.5/25.5	88.4/35	82.8/20	69.5	89.8/0.98	88.6/1	87.42/27	88.2/9.5	85/0.99	11.49	82/13	88.5/18	82/14	96.1/8	90.5/31.5	45	125.99

Oireachtas Rince na Cruinne 2025

Final Result for Competition 21 : Senior Ladies Over 23


Notes: MW = World Medal winner : R = Recaller : Score = Judges marks : IP = Irish Points (Grid Score) : FTC = Failed To Complete : * All Totals exclude High and Low scores

				Jackie Kennedy	Kate Maguire-McMorrow	Kathleen Maguire-O'Shea	Jonathan McMorrow	Patricia Murphy	3rd Round Total (IP) *	Ciaron Brooks	Maureen Miller	David Moore	Bernadette Weeks	Paula Woodgate	3rd Round total (IP) *	Sinead Brooks	Oria Kelly	Julie Loughlin	Margie Morgan	Cian ÓNualláin	5th Round Total (IP) *	TOTAL IP *	
Card	Position @ recall	Final Place	Name/School	Status	ROUND 1 : Score/IP					ROUND 2 : Score/IP					ROUND 3 : Score/IP								
203	(39)	39	Shannon MorrisseyCeim Oir : Southern Region, England	R	78.95/0.99	88/36	85.5/3.5	86.4/13	80.6/0.99	17.49	96.5/47	96.7/41	77.6/0.96	86.95/0.99	87.5/13	54.99	93.5/38.5	81/1	78/3	99.1/43	81.5/2.5	44	116.49
166	(37)	40	Katie Phippen Tara : Western Region, USA	R	75.25/0.97	84.5/6	86/13	86.9/19	89.5/39	38	89/0.97	91.6/28	85.5/18	83/0.96	88.25/20	38.97	83/15.5	83.75/7	80.75/9	96.8/15	85.75/14	38	114.97
141	(41)	41	Jill Stephen Rory Patrick Academy : North East Region, England	R	79.35/5	84/1.12	86/13	83.8/0.98	82/10.5	16.62	94.35/29	88.9/1.5	89.44/36	89.15/18.5	81.75/0.95	49	81.5/11.5	82/2	86/34	96.7/14	88.25/21	46.5	112.12
181	(49)	42	Bailey Quigley Inishfree : Southern Region, USA	R	82.75/38	83.5/0.99	83.5/0.97	86.75/17	79.4/0.97	18.96	87.25/0.96	89.5/7	84.3/10	88.45/12	89.5/34.5	29	81/9.5	91.75/29	81.25/11	97.6/24	90/27.5	62.5	110.46
246	(42)	43(T)	Margaret Rose Fitzpatrick Dillon-Gavin : Mid America Region, USA	R	81/28	84.2/3	84/0.98	91.25/45	81.5/6	37	93.65/14	87.3/0.99	80.01/0.99	88.65/13	89/29.5	27.99	84/18	87.6/15	87.5/41	96.4/11	84.5/9	44	108.99
251	(36)	43(T)	Eleanor Stubbs Cara-Gael : Southern Region, England	R	80.1/18	85/13	82/0.95	87.8/29	80.1/0.99	31.99	94.15/22	90.6/19	90.85/41	88.15/7.5	79/0.93	48.5	80.5/8	90/22	80.5/8	96.5/12.5	83.5/7	28.5	108.99
214	(29)	45	Marijana Dugandzic De Danaan : Western Region, Canada	R	81.15/30	87.5/33.5	88.5/56.33	84.7/0.99	83.2/23	86.5	93.2/6	89.6/8.5	79.09/0.98	84.95/0.98	85.75/0.99	7.98	79.5/4.5	83.25/5	76/1	95.5/2	85/11	11.5	105.98
184	(33)	46	Kelsey Pearse Doherty Petri : USA & Ireland	R	72/0.94	83.6/0.99	86.75/33	79/0.94	78.8/0.96	2.89	94.5/30.5	91.9/31	78.11/0.97	89.25/21	89/29.5	81	79/2.5	84.25/9	80.25/7	97.3/20	82.5/5	21	104.89
144	(46)	47	Allison Irvine Doherty Petri : USA & Ireland	R	71/0.94	85/13	86.75/33	83.6/0.98	82.3/14.5	28.48	93.75/17	90.2/15.5	84.1/9	80.25/0.96	82/0.96	25.46	81.5/11.5	83/3	84.25/26	97.8/25	84.75/10	46.5	100.44
143	(48)	48	Grace McGinnity Rochester Academy : Mid Atlantic Region, USA	R	79.55/8	83.2/0.99	80/0.93	87.25/23.5	78.3/0.96	9.94	92.95/3	96.2/38	89.07/35	86.95/0.99	82/0.96	38.99	78/1	86.75/13	82.25/15	95.9/7	88.75/23	35	83.93
209	(44)	49	Maisie Harrington Goggin-Stewart : Eastern Region, Canada	R	79/0.99	83/0.98	86/13	82.3/0.97	83.9/27	14.97	93.3/9	89.7/10	79.01/0.98	89.6/23	88.75/25	42	90/31	83.5/6	81/10	96.3/10	83/6	26	82.97
179	(40)	50	Emily Snell McTeggart : Western Region, USA	R	80.25/21.5	85.3/16	84/0.98	87.75/28	81.8/8	45.5	96.1/43	91.2/24.5	77.97/0.97	85.15/0.98	86/1	26.48	79/2.5	83.2/4	79.75/5	95.4/1	81.5/2.5	9	80.98
163	(51)	51	Ciara StobbieThe Academy : Mid America & Western Australia		76/0.97	84.5/6	84/0.98	88.6/37	90.5/50	43.98	81/0.94	87.6/0.99	78.25/0.98	88/5	81.75/0.95	2.92							46.9
218	(52)	52	Tatijanna KlinkenberghMcGing : Mid America Region, USA		72/0.94	86.5/28	84/0.98	76/0.93	77.6/0.95	2.87	93.7/16	91.8/30	80.32/1	89.75/24	84.5/0.98	41							43.87
142	(53)	53	Kari Barile Penk-O'Donnell : Western Region, USA		78/0.98	85.8/18	83.5/0.97	87.1/21	83.1/22	39.98	92.85/1	88.3/1	77.39/0.96	90.9/32	81/0.95	2.96							42.94
178	(54)	54	Emma Stapor Teelin School : Southern Region, USA		80/14.5	83.1/0.98	86.5/25.5	85.9/7	80.6/0.99	22.49	89.9/0.98	92.5/32	84.5/11	87.1/1	87/7	19							41.49
146	(55)	55	Sarah Krein Murray Academy : New England Region, USA		80/14.5	84.5/6	83.5/0.97	82.6/0.97	84.1/29	21.47	93.65/14	83.9/0.96	87.12/24.5	87.95/3.5	84.25/0.98	18.48							39.95
157	(56)	56	Abby Cosart Celtic Steps : Western Region, USA		77.35/0.98	84.9/10	84/0.98	86.3/11.5	80.3/0.99	11.97	95.25/38	89/3	86/21	87.95/3.5	85/0.99	27.5							39.47
233	(57)	57	Roisin McHale Cox : New South Wales, Australia		80/14.5	86/22.5	86/13	86/8	77/0.94	35.5	92.6/1	86.3/0.98	82.06/1	91.5/39	80/0.94	2.98							38.48

Oireachtas Rince na Cruinne 2025

Final Result for Competition 21 : Senior Ladies Over 23


Notes: MW = World Medal winner : R = Recaller : Score = Judges marks : IP = Irish Points (Grid Score) : FTC = Failed To Complete : * All Totals exclude High and Low scores

		Jackie Kennedy	Kate Maguire-McMorrow	Kathleen Maguire-O'Shea	Jonathan McMorrow	Patricia Murphy	3rd Round Total (IP) *	Ciaran Brooks	Maureen Miller	David Moore	Bernadette Weeks	Paula Woodgate	3rd Round total (IP) *	Sinead Brooks	Oria Kelly	Julie Loughlin	Margie Morgan	Cian ÓNualláin	5th Round Total (IP) *	TOTAL IP *	
Card	Position @ recall	Final Place	Name/School	Status	ROUND 1 : Score/IP					ROUND 2 : Score/IP					ROUND 3 : Score/IP						
194	(58)	58	Ginny Hoyt-O'Connor An Clar : Mid Atlantic Region, USA		81.45/34	84/1.12	84/0.98	82.8/0.97	86.5/33	35.1	90.8/0.99	87.5/0.99	78.17/0.97	86/0.99	90.75/39	2.97					38.07
250	(59)	59	Koral Smith The Academy : Mid America & Western Australia		79.1/1	83/0.98	83/0.96	88/30.5	82/10.5	12.47	92.9/2	86.1/0.98	84.7/12	90.5/29	87.25/10.5	24.5					36.97
133	(60)	60	Taylor Hart Blakey O'Brien : Western Region, Canada		75.1/0.97	84/1.12	85.5/3.5	89/38	84/28	32.62	90.4/0.98	87.2/0.99	83.42/5	85.85/0.99	86.25/1.5	3.47					36.1
172	(61)	61	Ashley Kinzinger Yvonne Kelly Dance Academy : Eastern Region, Canada		80.5/25	84.5/6	83/0.96	85.2/1	80.8/1	8	89.5/0.98	91.4/26	79.83/0.99	84.5/0.97	89.25/33	27.97					35.96
155	(62)	62	Gillian Crowe McLaughlin : Scotland		81/28	85.9/19	86/13	84.3/0.99	80.3/0.99	32.99	82.5/0.95	84/0.97	84/8	85/0.98	80/0.94	2.89					35.88
175	(63)	63	Amy Ellis Griffin Lynch : Southern Region, England		80/14.5	87/32	86/13	85.2/1	79.6/0.98	28.5	94.2/23.5	82.4/0.96	77.05/0.96	81.75/0.96	83.5/0.97	2.89					31.39
210	(64)	64	Kennedy McGill Joanne Kavanagh Academy : Cuige Laighean, Eire		76.35/0.98	86/22.5	86.5/25.5	84.75/0.99	79.6/0.98	24.47	84.2/0.95	89.3/5	77.9/0.97	84.3/0.97	81.5/0.95	2.89					27.36
159	(65)	65	Juliana Mei St-Pierre Finnegan : Eastern Region, Canada		71.45/0.94	82/0.96	86/13	85.3/1	79.8/0.98	2.94	85/0.96	90.5/18	75.4/0.95	91/34	86/1	19.95					22.89
180	(66)	66	Lynsey Smyth Armstrong : Cuige Uladh, Eire		79.25/1.5	82.9/0.97	83/0.96	85.7/4	79.7/0.98	3.45	92.25/1	89.6/8.5	82.8/3	88.05/6	88/17	17.5					20.95
243	(67)	67	Katie Miskelly Teelin School : Southern Region, USA		74.2/0.96	83.8/0.99	84.5/0.99	83.5/0.98	78.5/0.96	2.93	94.1/20.5	83.1/0.96	79.17/0.99	89/16	83/0.97	17.95					20.88
225	(68)	68	Aisling Rose Brennan Cashel Academy : Mid America Region, USA		71.65/0.94	79/0.93	84/0.98	79/0.94	79/0.97	2.85	91.7/0.99	78.5/0.93	79.14/0.99	88.8/14.5	89/29.5	16.48					19.33
200	(69)	69	Kaylee Brown Niall Holly Eire & USA : Cuige Laighean, Eire		79.85/11	81.7/0.96	86/13	83.75/0.98	79.7/0.98	12.96	92.4/1	81.5/0.95	70.31/0.94	87/0.99	84.75/0.98	2.93					15.89
169	(70)	70	Cathryn Goodwin Ramsay School : South Africa		73.45/0.95	81.5/0.95	80/0.93	83.7/0.98	78.6/0.96	2.87	81.5/0.94	82.3/0.96	78.4/0.98	88.25/11	88.5/22	12.94					15.81
213	(71)	71	Sorcha Yates Ward-Mallinson : North West Region, England		79.65/9.5	84/1.12	83/0.96	85.5/2	83.3/24	12.62	93.5/11	85.1/0.97	72.06/0.94	81.5/0.96	80/0.94	2.87					15.49
240	(72)	72	Mariana Corro Celtica Dance Academy : Mexico		73.5/0.95	83.5/0.99	80.5/0.94	85.6/3	80.5/0.99	2.93	90.85/0.99	87.2/0.99	85.3/17	88.2/9.5	81.25/0.95	11.48					14.41
231	(73)	73	Maria Maxwell Knock O'Hogan Irish Dance : Western Region, Canada		77.95/0.98	82/0.96	83/0.96	83/0.97	72/0.93	2.89	84.4/0.95	88.9/1.5	83.75/6	87.15/1	88/17	8.5					11.39
176	(74)	74	Aidan Moroz Inishfree : Mid Atlantic Region, USA		79.5/7	83.9/0.99	85.75/6.5	84.25/0.99	80.9/1	8.49	88.75/0.97	85.2/0.97	74.82/0.95	82.75/0.96	82/0.96	2.89					11.38
134	(75)	75	Catherine Wraback McGing : Mid America Region, USA		75.2/0.97	80/0.94	80/0.93	81.8/0.96	79/0.97	2.87	93.65/14	86.7/0.99	83.41/4	87.2/1	86.25/1.5	6.5					9.37

Oireachtas Rince na Cruinne 2025

Final Result for Competition 21 : Senior Ladies Over 23

Notes: MW = World Medal winner : R = Recaller : Score = Judges marks : IP = Irish Points (Grid Score) : FTC = Failed To Complete : * All Totals exclude High and Low scores

			Jackie Kennedy	Kate Maguire-McMorrow	Kathleen Maguire-O'Shea	Jonathan McMorrow	Patricia Murphy	3rd Round Total (IP) *	Ciaran Brooks	Maureen Miller	David Moore	Bernadette Weeks	Paula Woodgate	3rd Round total (IP) *	Sinead Brooks	Oria Kelly	Julie Loughlin	Margie Morgan	Cian ÓNualláin	5th Round Total (IP) *	TOTAL IP *	
Card	Position @ recall	Final Place	Name/School	Status	ROUND 1 : Score/IP					ROUND 2 : Score/IP					ROUND 3 : Score/IP							
211	(76)	76	Lian Sheehy Ryan-Cummins Academy : Cuige Mumhan, Eire		79.15/1	80.1/0.95	86/13	82.3/0.97	80.6/0.99	2.96	83.3/0.95	89.2/4	86.24/22	85.9/0.99	82.75/0.96	5.95						8.91
192	(77)	77	Madeleine lassogna Drake : Southern Region, USA		80.25/21.5	83/0.98	81/0.94	83.25/0.98	81.2/4	5.95	90.7/0.99	85.9/0.98	78.21/0.98	83.8/0.97	85.5/0.99	2.94						8.89
204	(78)	78	Grace O'Neill Mullane Godley : Mid America Region, USA		72/0.94	79.1/0.94	84/0.98	79/0.94	81.4/5	2.86	91.5/0.99	85.4/0.98	79.32/0.99	88.8/14.5	86.5/3	4.98						7.84
193	(79)	79	Caoimhe O'Reilly Kavanagh Porter: USA & Ireland		76/0.97	84/1.12	84.5/0.99	85.1/1	82.4/16	3.11	87.3/0.97	86.9/0.99	78.4/0.98	82.4/0.96	84.25/0.98	2.92						6.03
150	(80)	80	Rachel Kavanagh Kavanagh Porter: USA & Ireland		72.35/0.95	84/1.12	83/0.96	85.8/5.5	76.2/0.94	3.03	92.5/1	87/0.99	78.2/0.98	84/0.97	83/0.97	2.93						5.96
238	(81)	81(T)	Zoe Thornthwaite Scoil Rince Creer : New South Wales, Australia		75/0.97	83/0.98	85/1	85/1	81/1.5	2.97	87.7/0.97	85.7/0.98	77.2/0.96	86.65/0.99	88/17	2.94						5.9
247	(82)	81(T)	Megan Fearnley The Duffy Travis King Academy : North West Region, England		79/0.99	83/0.98	84.5/0.99	84.5/0.99	75.2/0.94	2.96	92.8/1	83.9/0.96	78.88/0.98	77.5/0.94	86/1	2.94						5.9
131	(83)	83	Rachel BrowningMcTeggart : Southern Region, USA		74.5/0.96	83.9/0.99	85/1	82.3/0.97	81/1.5	2.96	90.35/0.98	81.3/0.95	77.21/0.96	84.65/0.98	89.75/36.5	2.92						5.88
241	(85)	84(T)	Kerrie KeaneMcCarthy Hegarty School Of ID : Cuige Mumhan, Eire		74.1/0.96	83/0.98	84/0.98	87.3/25	75.1/0.94	2.91	88.2/0.97	85.5/0.98	81.65/1	83.5/0.97	87/7	2.94						5.86
244	(84)	84(T)	Margaret Neuheardt Celtic Steps : Western Region, USA		76/0.97	83/0.98	84.25/0.99	84.8/0.99	78.2/0.95	2.94	87.25/0.96	85.8/0.98	79.07/0.98	83.4/0.97	89/29.5	2.93						5.86
188	(86)	86	Kimberly Bell DarkeArdan Academy : Mid America Region, USA		78.45/0.99	82/0.96	84.5/0.99	79.9/0.95	88/36	2.95	79.4/0.94	89.8/11	77.04/0.96	87.5/1	79/0.93	2.9						5.84
136	(87)	87	Isabella D'avanzoO'Connor Kennedy : Western Region, USA		79.3/3	82.9/0.97	84/0.98	83/0.97	79.4/0.97	2.92	89.2/0.98	81.4/0.95	81.07/1	81.95/0.96	83.25/0.97	2.9						5.83
237	(88)	88	Kaylee Manning Yvonne Kelly Dance Academy : Eastern Region, Canada		74/0.96	82/0.96	83/0.96	84/0.99	76/0.94	2.88	90.55/0.99	90.7/20	73.04/0.95	82/0.96	86/1	2.94						5.82
245	(89)	89	Amy Hale Stewart School : Scotland		78.1/0.99	83.1/0.98	82/0.95	82.75/0.97	74/0.93	2.9	86.9/0.96	81.7/0.95	77.78/0.97	84.8/0.98	85/0.99	2.91						5.81
158	(92)	90(T)	Allison Moroz DeNogla Academy : Mid Atlantic Region, USA		78/0.98	83.2/0.99	83.75/0.97	81.5/0.96	78.4/0.96	2.91	77/0.93	82.1/0.96	79.5/0.99	79/0.95	83.75/0.97	2.88						5.8
173	(91)	90(T)	Éilis Power Power Academy : Cuige Laighean, Eire		73.7/0.96	80/0.94	86.75/33	83.2/0.98	80.7/1	2.93	86.25/0.96	81.9/0.96	76.33/0.96	80.05/0.95	87.5/13	2.87						5.8
254	(90)	90(T)	Michaela Anne Cosgrove Ardan Academy : Mid America Region, USA		74.4/0.96	83/0.98	83/0.96	83.5/0.98	82.2/12.5	2.92	85.95/0.96	80.4/0.94	71.41/0.94	85.5/0.98	89.5/34.5	2.88						5.8
138	(94)	93(T)	Anna McDonald Inishfree : Southern Region, USA		71.45/0.94	81.6/0.96	83.5/0.97	86.5/14	77.2/0.95	2.87	89.8/0.98	82.5/0.96	83.94/7	84.95/0.98	82/0.96	2.92						5.79

Oireachtas Rince na Cruinne 2025

Final Result for Competition 21 : Senior Ladies Over 23

Notes: MW = World Medal winner : R = Recaller : Score = Judges marks : IP = Irish Points (Grid Score) : FTC = Failed To Complete : * All Totals exclude High and Low scores




Card	Position @ recall	Final Place	Name/School	Status	Jackie Kennedy	Kate Maguire-McMorrow	Kathleen Maguire-O'Shea	Jonathan McMorrow	Patricia Murphy	3rd Round Total (IP) *	Ciaran Brooks	Maureen Miller	David Moore	Bernadette Weeks	Paula Woodgate	3rd Round total (IP) *	Sinead Brooks	Oria Kelly	Julie Loughlin	Margie Morgan	Cian Ó'Nualláin	5th Round Total (IP) *	TOTAL IP *	
					ROUND 1 : Score/IP					ROUND 2 : Score/IP					ROUND 3 : Score/IP									
201	(93)	93(T)	Aveen Mahon Penk-O'Donnell : Western Region, Canada		73.95/0.96	79/0.93	84.5/0.99	84.6/0.99	79.8/0.98	2.93	87.7/0.97	81.2/0.95	73.99/0.95	87.9/2	76/0.93	2.87								5.79
239	(95)	93(T)	Abigail Clemo Ramsay School : South Africa		73/0.95	80/0.94	81/0.94	83.3/0.98	77.1/0.95	2.84	86.35/0.96	88.2/1	78.93/0.98	85.25/0.98	85/0.99	2.95								5.79
248	(96)	96	Tuua RinneMcGahan Lees : Poland		72/0.94	79/0.93	84.5/0.99	81.25/0.95	79.3/0.97	2.87	87.8/0.97	84.5/0.97	78.18/0.97	78.15/0.95	85.5/0.99	2.91								5.78
153	(97)	97(T)	Gabrielle Gold Brosnan Academy : New South Wales, Australia		80.35/24	82.5/0.97	84/0.98	80.5/0.95	79.5/0.97	2.92	79/0.94	86/0.98	75.5/0.96	75/0.94	82/0.96	2.85								5.77
168	(98)	97(T)	Olivia Ruggiero Gray School : New England Region, USA		72.65/0.95	81/0.95	84.5/0.99	82.25/0.96	80.6/0.99	2.91	84.5/0.95	88.5/1	71/0.94	71/0.93	83/0.97	2.86								5.77
132	(99)	99(T)	Faith Ishler Hooley School : Mid Atlantic Region, USA		74.6/0.96	81/0.95	82/0.95	79.5/0.94	78.3/0.96	2.86	90.6/0.99	80.9/0.95	77.21/0.96	82.5/0.96	86.75/4	2.91								5.76
190	(100)	99(T)	Abi Bunn Hennigan Irish Dance : Midlands Region, England/Wales		78/0.98	83.9/0.99	83.5/0.97	80.3/0.95	78.8/0.96	2.92	79.9/0.94	85.6/0.98	75.26/0.95	73.15/0.94	82/0.96	2.85								5.76
199	(101)	101	Danielle VeithO'Connor Kennedy : Western Region, USA		79.35/5	82/0.96	83/0.96	77/0.93	79.6/0.98	2.9	80.7/0.94	81.8/0.96	69/0.93	80.75/0.96	84.5/0.98	2.85								5.75
174	(102)	102	Shannon O'Connor Forbes : New England Region, USA		79.25/1.5	82/0.96	84/0.98	81.2/0.95	78.8/0.96	2.91	82.25/0.95	79.9/0.94	71.12/0.94	78.95/0.95	86/1	2.84								5.74
152	(104)	103(T)	Aoife Gould Troy O'Herlihy : Cuige Mumhan, Eire		74.75/0.96	83/0.98	82/0.95	80.1/0.95	82.3/14.5	2.89	84/0.95	82/0.96	73/0.95	78/0.95	81/0.95	2.84								5.73
171	(103)	103(T)	Lauren McKay Penk-O'Donnell : Western Region, Canada		71.65/0.94	81/0.95	81/0.94	80.3/0.95	79.5/0.97	2.84	86.5/0.96	80.6/0.94	77.62/0.97	87.25/1	83/0.97	2.89								5.73
135	(105)	105	Julia Uys Claddagh : South Africa		72.5/0.95	78/0.93	81/0.94	78.3/0.94	74/0.93	2.81	87.7/0.97	80.8/0.95	82.07/1	83.7/0.97	83.25/0.97	2.9								5.72
145	(106)	106	Elisa Giunta Tara : Italy		72/0.94	80/0.94	82/0.95	81.75/0.96	74/0.93	2.83	84.1/0.95	80.7/0.95	76.17/0.96	83.4/0.97	83.75/0.97	2.87								5.71
220	(107)	107	Isabella Lechtenberg McDade-Cara : Mid Atlantic Region, USA		78/0.98	82/0.96	83/0.96	80/0.95	78.1/0.95	2.87	91.8/0.99	80.3/0.94	71.02/0.94	78.5/0.95	77/0.93	2.83								5.7
165	(109)	108(T)	Ana Neve Scanlon : Midlands Region, England/Wales		74.75/0.96	80/0.94	80/0.93	82.1/0.96	77.4/0.95	2.85	81.5/0.94	80.2/0.94	73/0.95	77.1/0.94	85/0.99	2.83								5.69
207	(108)	108(T)	Alessandra EnwrightSean Eireann : Midlands Region, England/Wales		73.15/0.95	80/0.94	82/0.95	80/0.95	80.5/0.99	2.85	84.9/0.96	81.1/0.95	80/0.99	72.1/0.94	78/0.93	2.84								5.69
215	(110)	108(T)	Aoibhin O' Driscoll Troy O'Herlihy : Cuige Mumhan, Eire		76/0.97	81/0.95	83/0.96	78.25/0.94	77/0.94	2.86	89.1/0.97	79.7/0.94	73.26/0.95	77.7/0.95	79.75/0.94	2.83								5.69
197	(111)	111	Mollie Hancock Brosnan Academy : New South Wales, Australia		76.95/0.98	82/0.96	81.5/0.94	78/0.94	78.8/0.96	2.87	78.5/0.93	79.8/0.94	72.77/0.94	76/0.94	77.5/0.93	2.81								5.68

Oireachtas Rince na Cruinne 2025

Final Result for Competition 21 : Senior Ladies Over 23

Notes: MW = World Medal winner : R = Recaller : Score = Judges marks : IP = Irish Points (Grid Score) : FTC = Failed To Complete : * All Totals exclude High and Low scores

				Jackie Kennedy	Kate Maguire-McMorrow	Kathleen Maguire-O'Shea	Jonathan McMorrow	Patricia Murphy	3rd Round Total (IP) *	Ciaran Brooks	Maureen Miller	David Moore	Bernadette Weeks	Paula Woodgate	3rd Round total (IP) *	Sinead Brooks	Oria Kelly	Julie Loughlin	Margie Morgan	Cian ÓNualláin	5th Round Total (IP) *	TOTAL IP *	
Card	Position @ recall	Final Place	Name/School	Status	ROUND 1 : Score/IP					ROUND 2 : Score/IP					ROUND 3 : Score/IP								
161	(112)	112	Kamila CzajkowskaMcGahan Lees : Poland		69.35/0.93	78/0.93	85/1	77.5/0.93	76.1/0.94	2.8	79.5/0.94	84.2/0.97	74.31/0.95	84.25/0.97	80/0.94	2.86							5.66
205	(113)	113(T)	Theresa Mills Donna Griffin Academy : Midlands Region, England/Wales		69.75/0.93	81/0.95	83/0.96	78/0.94	80.6/0.99	2.85	81.7/0.94	78.5/0.93	69/0.93	70.5/0.93	84/0.98	2.81							5.65
256	(114)	113(T)	Alicja Kocwin ISTA School : Poland		74.3/0.96	79/0.93	80/0.93	76/0.93	79/0.97	2.83	81.9/0.95	79.7/0.94	69.9/0.94	76.15/0.94	86/1	2.82							5.65
167	(115)	115	Erin Teresa Rose Lange Sharon Taylor : Scotland		73.15/0.95	79/0.93	82/0.95	81.3/0.96	72/0.93	2.83	76/0.93	80.1/0.94	68.7/0.93	72/0.94	82.25/0.96	2.81							5.64
253	(116)	116	Ella KingKahurangi : New Zealand		76.1/0.97	80/0.94	80/0.93	77/0.93	73/0.93	2.81	86.8/0.96	79.2/0.93	69.5/0.94	74.5/0.94	81/0.95	2.82							5.63
137	(118)	117(T)	Beata Nirska McGahan Lees : Poland		70.5/0.93	79/0.93	79.5/0.93	78.25/0.94	75.2/0.94	2.81	83.3/0.95	80.6/0.94	69/0.93	71.5/0.93	79.5/0.94	2.81							5.62
236	(117)	117(T)	Cerys Brooks Sean Eireann : Midlands Region, England/Wales		70/0.93	75/0.93	79/0.93	78/0.94	75/0.94	2.8	79.1/0.94	78.4/0.93	74/0.95	76.5/0.94	83/0.97	2.83							5.62
182	(119)	119	Niamh Redmond The Duffy Travis King Academy : North West Region, England		70/0.93	80.8/0.95	78/0.93	80.3/0.95	73/0.93	2.81	73/0.93	79.8/0.94	69.33/0.94	69/0.93	79/0.93	2.8							5.61
160	(121)	120(T)	Indya Kennedy Scoil Rince Kay-Hallissey : New Zealand		70.35/0.93	79/0.93	83/0.96	78.75/0.94	71/0.93	2.81	70/0.93	75/0.93	69/0.93	70/0.93	80/0.94	2.79							5.6
212	(120)	120(T)	Kelsey Le RouxRamsay School : South Africa		69.65/0.93	80/0.94	79/0.93	76/0.93	79.7/0.98	2.8	77.4/0.93	79.7/0.94	69/0.93	70.6/0.93	83.75/0.97	2.8							5.6
230	(122)	122	Enya RosenvingeScanlon : North East Region, England		69/0.93	78.5/0.93	76/0.93	70/0.93	70/0.93	2.78	76.3/0.93	78.4/0.93	69/0.93	65/0.93	70/0.93	2.79							5.57
217	N/A	FTC	Olivia Dodson Doyle Academy : New Zealand		77/0.98	82/0.96	83/0.96	83.9/0.98	76.6/0.94	2.9	0/0	0/0	0/0	0/0	0/0	0							2.9

Thank you for choosing www.feisresults.com