

Oireachtas Rince na Cruinne 2025



Results for Competition 31 : Girls 12 - 13

Adjudicators

Round 1

Dearbhla Fay

Orla Kelly

Kathleen Maguire-O'Shea

Maureen Miller

David Moore

Round 2

Ciaron Brooks

Sinead Brooks

Christine Maguire-Duignan

Cian Ó'Nualláin

Julie Showalter-Marshall

Round 3

Julie Loughlin

Katie Maguire-McMorrow

Grace Ann Coyle


Margie Morgan

Bernadette Weeks

Oireachtas Rince na Cruinne 2025

Final Result for Competition 31 : Girls 12 - 13


Notes: MW = World Medal winner : R = Recaller : Score = Judges marks : IP = Irish Points (Grid Score) : FTC = Failed To Complete : * All Totals exclude High and Low scores

			Dearbhla Fay	Oria Kelly	Kathleen Maguire-O'Shea	Maureen Miller	David Moore	3rd Round Total (IP) *	Ciaron Brooks	Sinead Brooks	Christine Maguire-Duignan	Cian ÓNualláin	Julie Showalter-Marshall	3rd Round total (IP) *	Julie Loughlin	Katte Maguire-McMorrow	Margie Morgan	Grace Ann Coyle	Bernadette Weeks	5th Round Total (IP) *	TOTAL IP *		
Card	Position @ recall	Final Place	Name/School	Status	ROUND 1 : Score/IP					ROUND 2 : Score/IP					ROUND 3 : Score/IP								
157	(1)	1	Faye McCrudden MCBDA : Cuige Uladh, Eire	MW	97.7/100	94.2/45	89.5/65	99.5/100	89.5/32.5	210	96.75/75	94/100	96.5/60	91.5/65	96/75	215	89/60	94/75	98/54.5	92.5/53	91.85/39	167.5	592.5
200	(2)	2	Mia Carlin Ferry Academy : Cuige Uladh, Eire	MW	97.4/75	96.5/65	87.25/28.5	88/6.5	94.8/65	158.5	96.25/60	92.5/62.5	93.25/37	87.75/34.5	94/53	150	83.75/33	96/100	98/54.5	91.5/39	93/65	158.5	467
138	(3)	3	Hannah Mahon Claddagh Academy : Southern Region, England	MW	96.4/65	95.5/53	88/42.17	91.25/27.5	93.7/47	142.17	97/100	93/75	91.25/25	89.5/47	92.4/30.5	152.5	92/75	91/56	97.25/47	90.8/36	91/34	139	433.67
174	(4)	4	Caoimhe Donaghy Catherine Flanagan Academy : Cuige Uladh, Eire	MW	91/38	97/75	89/58	72/0.91	92.9/42	138	96/54.5	91.25/46	95.5/53	87.75/34.5	92/28	133.5	80.5/20	86/36	99/100	89.8/29	88.85/24	89	360.5
115	(6)	5	Neasa Ræ Callanan MacLoone O' Meara : Cuige Mumhan, Eire	MW	94/50	87.4/4	88.25/50	90/19	94.95/100	119	95.25/40	91.25/46	92.25/32	85.5/20.5	91.6/26	98	87/47	85.7/32.5	80/2	92/45	92.8/56	124.5	341.5
243	(12)	6	Aoibheann Wey The Michaela Hinds Academy : Eastern Region, Canada	MW	95.5/56	98/100	88.5/53	98/60	93/45	169	94.9/34	85/10	86.5/0.99	72.5/0.94	90.2/8.5	19.49	87.5/50	82/4.5	98.5/65	88.3/19	92.85/60	129	317.49
120	(26)	7	Zuzanna Gagateg Cabe Academy : Cuige Laighean, Eire	MW	88.1/17	89.1/17	85/0.96	88/6.5	87/28	40.5	92.3/5	85.75/15	91.5/26.5	87.5/33	94.6/60	74.5	88/53	88/48.5	90/20.5	95/100	96/100	201.5	316.5
118	(8)	8	Anna Farrell McAleer-Paulson : Mid Atlantic Region, USA	MW	92.5/45	89.4/20	87.5/33	89.25/11.5	92.9/42	95	95.4/45	86.5/18	97/65	88.5/40	92.5/32	117	83/30	86.5/41	80.5/3	89.6/27	92/43	98	310
166	(7)	9	Tara Frawley Lorraine Duggan : Cuige Mumhan, Eire	MW	80.9/0.93	95.8/56	85.5/0.97	90.25/24	94.1/58	80.97	96.5/65	92/54.5	94/43	88/36.5	91.1/22	134	80/18	87/44	98.25/60	88.2/18	88.75/22	84	298.97
228	(10)	10	Fiadh-Rose Howlin McGahan Lees : Hong Kong	MW	89.7/32	85.5/0.99	86.5/2.5	90/19	89.91/34	53.5	95.1/36	89/33.5	96/56	93/75	93.3/47	139	94/100	80.5/2	95.75/38	91.7/41	87.85/17	96	288.5
167	(9)	11	Ellery HalleronMullane Godley : Mid America Region, USA	MW	91.3/39	94/43	86.25/0.99	99/75	90.9/38	120	95.5/47	92/54.5	84/0.98	86.75/28.5	88/0.99	76.49	84.5/36	80/1	98.75/75	89.9/30	87.75/16	82	278.49
186	(16)	12	Abby Swearingen Kristin Butke : Southern Region, USA	MW	92/43	93/41	86.5/2.5	85.25/0.99	84.5/7.5	51	94.2/23.5	90.25/39	97.5/75	87/30.5	93.6/50	119.5	85.5/41	85/26	94.25/32	92.3/47	90.25/30	103	273.5
274	(5)	13	Harper JarrielKavanagh Porter: USA & Ireland	MW	93/47	90/23.5	87.75/36	97.25/53	90.05/37	120	94.75/31	85.5/13.5	92.5/33	91/60	92.6/34.5	98.5	85/38	84/14.5	81/4	86/2	90.85/33	51.5	270
143	(11)	14	Erin MayoMcGough Academy : Mid Atlantic Region, USA	MW	87.5/9.5	80.2/0.95	90/87.5	98.25/65	94.9/75	149.5	94.3/27	84.25/5.5	88.25/7.5	78/0.97	92.8/38	40	79.5/16	92.5/60	96.5/41	88/16	84.25/9	73	262.5
128	(18)	15	Lucy Kate Brownlie Sharon Taylor : Scotland	MW	90.3/36	79.4/0.94	87.25/28.5	89/10	94/51.5	74.5	95.3/43	92.5/62.5	89/12	81.5/0.99	92.1/29	84	82/26	89.9/53	97.5/50	89/23	84.5/10	99	257.5
177	(17)	16	Felicity Fouliard Beglan Academy : Mid America Region, USA	MW	89.6/31	94.5/47	86/0.98	87/1.33	86.1/24.5	56.83	88.1/0.95	91.5/50	90.5/20.5	88.5/40	97/100	110.5	83.5/32	87/44	81.5/5	88.7/21	91.1/35	88	255.33
271	(14)	17	Jessie HuiScoil Rince Ui Bhriain : Cuige Mumhan, Eire	MW	91.5/41	89.3/19	87.25/28.5	91.25/27.5	88.16/29	85	92/1	87/21.5	94.5/45	90/51.5	90.9/19.5	86	79.75/17	86.1/38	90/20.5	87.9/15	90.75/32	69.5	240.5
255	(24)	18	Lily KayKeegan Academy : North West Region, England	MW	86.7/1	90.75/29	86.5/2.5	88.25/9	85/12.5	24	94.25/25.5	88/28	95/47	89/44	84.7/0.97	97.5	85.25/39	88/48.5	94.75/34	91.4/38	91.9/41	118	239.5
180	(13)	19	Grace Gibson Trinity Academy : Mid America Region, USA	MW	89.9/34	95/50	90/87.5	84/0.98	85.4/16	100	93.75/19	84/3.5	93.5/38.5	88.25/38	91/21	78	76.5/7	82.9/6	95.25/36	86.6/7	92.75/53	50	228

Oireachtas Rince na Cruinne 2025

Final Result for Competition 31 : Girls 12 - 13


Notes: MW = World Medal winner : R = Recaller : Score = Judges marks : IP = Irish Points (Grid Score) : FTC = Failed To Complete : * All Totals exclude High and Low scores

				Dearbhla Fay	Oria Kelly	Kathleen Maguire-O'Shea	Maureen Miller	David Moore	3rd Round Total (IP) *	Ciaran Brooks	Sinead Brooks	Christine Maguire-Duignan	Cian ÓNualláin	Julie Showalter-Marshall	3rd Round total (IP) *	Julie Loughlin	Katte Maguire-McMorrow	Margie Morgan	Grace Ann Coyle	Bernadette Weeks	5th Round Total (IP) *	TOTAL IP *	
Card	Position @ recall	Final Place	Name/School	Status	ROUND 1 : Score/IP					ROUND 2 : Score/IP					ROUND 3 : Score/IP								
116	(32)	20	Saoirse Gaskin Mona Ni Rodaigh : Cuige Uladh, Eire	MW	86.8/1	86.4/1	87/20.5	96.5/45	86.1/24.5	46	92.1/1.33	82.5/0.99	92.75/34.5	94/100	90.2/8.5	44.33	90/65	82/4.5	97/45	89.5/26	93.5/75	136	226.33
263	(22)	21	Mila WeitzThe Academy : Mid America & Western Australia	MW	88.2/18	89.75/22	87.25/28.5	97/50	94.1/58	100.5	91.5/0.99	88.5/30.5	81.5/0.96	84.75/15.5	90.4/12	28.49	86/43	84.9/23	96.75/43	86.4/5	88.8/23	89	217.99
207	(31)	22	Jasmine Webber Kelly Hendry : North East Region, England	R	84/0.97	92/36	84/0.94	84/0.98	84.4/6	7.95	94.8/32.5	82.25/0.99	93/36	86/23.5	92.6/34.5	90.5	88.5/56	84.4/17	92.5/26	92.4/50	91.25/36	112	210.45
206	(29)	23	Saoirse Miller Corless Academy : Cuige Mumhan, Eire	R	89.8/33	79/0.93	89/58	81/0.96	89.3/31	64.96	93.25/15	86.75/19.5	86.15/0.99	86.5/26.5	79.4/0.94	35.49	84.75/37	86.25/39	88.75/17	94/75	90.5/31	107	207.46
168	(21)	24	Aine McGeehan McLaughlin : Scotland	R	95/53	90/23.5	87/20.5	75/0.93	86.2/26	70	92.6/6.5	90.5/41	92/30.5	85.75/22	76/0.92	59	81.5/24	83.6/10	89/18	90.5/35	92.1/45	77	206
119	(14)	25	Sofia DuffyCeltic Steps : Western Region, USA	R	87.2/6	86.1/0.99	87/20.5	97.75/56	94/51.5	78	94/22	89/33.5	91.75/29	87/30.5	93/42	93	81/22	83/7	86/12	87/10	85/11	33	204
176	(19)	26	Lana Rice Elbadri McAuley Baird : Cuige Laighean, Eire	R	90/35	96/60	85/0.96	80/0.96	85.5/17	52.96	94.8/32.5	89.25/35.5	92.75/34.5	85/17.5	90.5/13	84.5	77.5/9	85/26	85.5/11	93.5/60	90.1/29	66	203.46
123	(30)	27	Caoilfhionn O'Reilly Mona Ni Rodaigh : Cuige Uladh, Eire	R	87.4/8	92.75/38.5	86.5/2.5	89.25/11.5	90/35.5	55	94.25/25.5	87.5/25	89.5/15.5	83.25/3	89.2/1	43.5	84/34	85.7/32.5	87/13	91/37	92.4/50	103.5	202
261	(20)	28	Harper ChamplinCleary : Western Region, USA	R	95.9/60	91/30.5	88/42.17	90/19	84/1.33	91.67	90.75/0.99	85.25/12	87.5/2.5	90.5/56	91.2/23.5	38	83.25/31	85.7/32.5	93.5/29	86.7/8	79/4	68	197.67
215	(23)	29	Kayleigh O'Connor Celtic Hearts : Southern Region, England	R	88.7/23	90.5/28	86/0.98	72/0.91	84/1.33	25.32	94.7/30	87.25/23.5	95.25/50	90/51.5	89.9/4.5	103.5	77.75/10	84.5/18.5	89.5/19	88.1/17	85.25/12	47.5	176.32
202	(27)	30	Arianna Bannatyne Coyle : Scotland	R	89.3/28	91/30.5	86.75/11	85.75/0.99	89.5/32.5	69.5	93.45/17	85.5/13.5	89.25/13.5	83.75/7.5	94.8/65	44	75.5/5	84.8/21	95.5/37	88.8/22	86.5/15	58	171.5
140	(38)	31	Eleanor Bea Reilly O'Neill Blake : Cuige Chonnacht, Eire	R	80.8/0.93	90.1/25	86/0.98	95/36.5	85/12.5	38.48	92.1/1.33	86.75/19.5	89.25/13.5	82.25/1	90.6/14.5	29.33	75/4	85.5/30	95/35	93.8/65	91.75/38	103	170.82
141	(25)	32	Grainne Geraghty Onórach Mulhern Geraghty : USA & Ireland	R	83.9/0.97	79.6/0.94	87/20.5	92.5/33	83/0.99	22.46	95.2/37.5	88.5/30.5	88.5/10	86.5/26.5	93.2/45	94.5	78/11	84.9/23	96/39	86.3/4	88/18	52	168.96
142	(34)	33	Ava VaughanMcGahan Lees : Southern Region, England	R	84.4/0.97	82.8/0.97	85/0.96	92.25/32	80.17/0.96	2.9	94.5/29	88.75/32	90.5/20.5	76/0.96	93/42	81.5	74/3	84.9/23	93/28	90/31	86/13	64	148.4
216	(37)	34	Mila Constantine Harney Pender Keady Academy : New England Region, USA	R	82.3/0.95	91.5/34	86.75/11	81.25/0.97	90/35.5	45.97	92.9/10	79.5/0.97	91.7/28	76.5/0.96	90.8/17.5	28.47	81.75/25	81/3	94.5/33	90.2/33	86.25/14	72	146.43
224	(44)	35	Savannah Murphy Marie Moore : Mid Atlantic Region, USA	R	89.5/30	87.75/7	87.25/28.5	86/0.99	85.83/20.5	56	89/0.96	81.5/0.99	84.5/0.98	75/0.95	79/0.94	2.89	80.25/19	85/26	94/31	91.9/43	89.1/26	83	141.89
227	(39)	36	Caitlin Belle Patton MCBDA : Cuige Uladh, Eire	R	89.4/29	89.5/21	84.5/0.94	85/0.99	85.22/15	36.99	90/0.97	82/0.99	92/30.5	73.5/0.94	91.5/25	26.96	84.25/35	84.25/16	90.25/22	90.1/32	88.3/20	74	137.95
214	(49)	37	Ella McPeakLavin-Cassidy : Mid America Region, USA	R	88.3/19	81.5/0.96	86/0.98	81/0.96	85.75/18	19.95	94.4/28	89.25/35.5	87.5/2.5	79.5/0.98	87.4/0.99	31.49	86.5/45	83.5/9	91.5/23	87.8/14	92.25/47	82	133.44
197	(50)	38	Zoey PotterThe Academy : Mid America & Western Australia	R	86.5/1	88.25/10	86.25/0.99	83/0.97	78.9/0.94	2.96	93.9/20	83.75/1.5	88.25/7.5	85.5/20.5	92.6/34.5	48	82.75/29	83.25/8	92/24	90.3/34	90/28	81	131.96

Oireachtas Rince na Cruinne 2025

Final Result for Competition 31 : Girls 12 - 13


Notes: MW = World Medal winner : R = Recaller : Score = Judges marks : IP = Irish Points (Grid Score) : FTC = Failed To Complete : * All Totals exclude High and Low scores

				Dearbhla Fay	Orla Kelly	Kathleen Maguire-O'Shea	Maureen Miller	David Moore	3rd Round Total (IP) *	Ciaron Brooks	Sinead Brooks	Christine Maguire-Duignan	Cian ÓNualláin	Julie Showalter-Marshall	3rd Round total (IP) *	Julie Loughlin	Katte Maguire-McMorrow	Margie Morgan	Grace Ann Coyle	Bernadette Weeks	5th Round Total (IP) *	TOTAL IP *	
Card	Position @ recall	Final Place	Name/School	Status	ROUND 1 : Score/IP					ROUND 2 : Score/IP					ROUND 3 : Score/IP								
252	(35)	39	Riota FarrellBailey Scariff Academy : Cuige Chonnacht, Eire	R	80.1/0.92	84.5/0.98	88/42.17	71/0.9	91/39	40.9	96/54.5	89.75/38	81.75/0.96	71.75/0.93	85.5/0.97	39.93	82.25/27	83.7/11	84.5/9	87.2/12	91.5/37	50	130.83
264	(41)	40	Saoirse CoyleMcDonnell Mortalo : Cuige Laighean, Eire	R	87.3/7	88.75/15	87.75/36	89.75/14	89/30	59	89.8/0.97	76.75/0.94	79.5/0.94	79.5/0.98	82/0.95	2.86	81.25/23	84.7/20	93.75/30	89.4/25	83/6	68	129.86
164	(45)	41	Ava Sanders Harney Pender Keady Academy : New England Region, USA	R	84/0.97	87.6/6	86.75/11	96.5/45	82.22/0.98	17.98	93/12.5	83.75/1.5	91.5/26.5	89/44	86.3/0.98	40.5	82.5/28	86/36	88.5/16	87.1/11	89.5/27	71	129.48
159	(43)	42	Grace O'Sullivan Áine Murphy Academy : Cuige Mumhan, Eire	R	82.6/0.96	82/0.96	88/42.17	87/1.33	85.83/20.5	22.79	92.9/10	84.75/8	90.75/22	85.25/19	86.2/0.98	37	78.5/12	85.7/32.5	88/14	93/56	88.5/21	67.5	127.29
163	(28)	43	Ellen NeelyKelley O'Boyle : Southern Region, England	R	86/0.99	91.3/33	87.5/33	96.25/41	84.91/11	77	95.6/50	88.25/29	86/0.99	79/0.97	86.2/0.98	30.97	76/6	93/65	84/8	86/2	76/3	17	124.97
124	(36)	44	Anella Wessels Beglan Academy : Mid America Region, USA	R	87.8/13	78.3/0.93	86/0.98	90.25/24	79/0.94	14.92	89.7/0.97	86.25/17	93.5/38.5	83.75/7.5	92.7/37	61.5	79/14	85.4/29	79/1	86.5/6	89/25	45	121.42
126	(33)	45	Fiadh Hallahan Kiely-Walsh Academy : Cuige Mumhan, Eire	R	87.6/11	86.8/1	87/20.5	91.75/30	85.8/19	50.5	90.3/0.98	81.5/0.99	84.75/0.98	88/36.5	94.3/56	38.47	77/8	83.8/12	85/10	87.5/13	84/8	30	118.97
205	(42)	46	Sylvie PeetNadine Martin Academy : North West Region, England	R	90.5/37	86.5/1	87.5/33	79/0.95	84.05/3	37	93.95/21	87.75/26.5	86.8/1	82.5/1	89.2/1	23	78.75/13	85.25/28	88.25/15	89.1/24	88.1/19	58	117.99
260	(46)	47	Isla KellyThe Irish Dance Academy : Southern Region, England	R	85.6/0.99	86.75/1	87/20.5	87/1.33	84.9/9.5	11.83	95/35	89.5/37	75.5/0.93	84/9.5	81.6/0.95	45.45	80.75/21	83.9/13	92.25/25	89.7/28	74/1	59	116.28
213	(48)	48	Cora Bader Southern Irish Dance : Southern Region, USA	R	88/16	78.25/0.93	84.75/0.95	82.25/0.97	80.7/0.96	2.88	91.3/0.99	82.75/0.99	93.75/41	87.25/32	90.9/19.5	52.49	79.25/15	84/14.5	92.75/27	86.9/9	83.75/7	38.5	93.87
149	(47)	49	Jillian Murphy Hendry Sylvester McNamara : Mid Atlantic Region, USA	R	87/3.5	91.2/32	88/42.17	86.25/1	80.07/0.96	36.5	89.4/0.96	79.5/0.97	89.75/17	81.75/0.99	92.9/39	18.96	73/2	86/36	82.5/7	88.5/20	80/5	32	87.45
146	(40)	50	Ava Kelly The Irish Dance Academy : Southern Region, England	R	85.5/0.99	77.8/0.92	87/20.5	77.75/0.94	80.9/0.97	2.9	95.25/40	87.75/26.5	79.25/0.94	84.75/15.5	90.8/17.5	59.5	72/1	84.5/18.5	82/6	86/2	75/2	10	72.4
247	(51)	51	Freya PhelanDe Barra Academy : Western Region, USA		88.6/22	75.25/0.91	86/0.98	90/19	86/23	41.98	90.1/0.97	75/0.92	77/0.93	86/23.5	89.6/3	4.91							46.89
219	(52)	52	Sarah Hand Cosceol : Cuige Uladh, Eire		85.7/0.99	90.25/26	86.75/11	85/0.99	81.61/0.98	12.97	94.2/23.5	81/0.98	88.4/9	86.75/28.5	88.9/1	33.5							46.47
162	(53)	53	Mairead McLafferty The Michaela Hinds Academy : Eastern Region, Canada		87.9/14.5	88.6/14	86/0.98	90.5/26	80.1/0.96	29.48	95.2/37.5	85/10	78/0.94	75/0.95	81.2/0.94	11.9							41.38
272	(54)	54	Orla MaguireMcLaughlin : Scotland		86.9/2	81.3/0.96	85.75/0.97	91.5/29	83.1/0.99	3.96	93/12.5	91/43	90.25/19	83.5/5	88.8/1	36.5							40.46
147	(55)	55	Lauren Mc Laughlin Ferry Academy : Cuige Uladh, Eire		83.1/0.96	84.8/0.98	86/0.98	96.5/45	81.35/0.98	2.94	92.1/1.33	87.25/23.5	86.75/1	84.25/12	91.2/23.5	36.83							39.77
133	(56)	56	Ellie Mulcahy Minogue : Cuige Mumhan, Eire		87.9/14.5	79.3/0.94	86.5/2.5	93/34.5	84.9/9.5	26.5	92.75/8	75.5/0.93	85.25/0.99	77.5/0.97	90.1/6.5	8.45							34.95
221	(57)	57	Molly Mocko Onórach Mulhern Geraghty : USA & Ireland		87.7/12	89/16	87/20.5	80/0.96	83.76/1	29	88/0.95	79/0.96	80/0.95	72/0.93	85/0.97	2.86							31.85

Oireachtas Rince na Cruinne 2025

Final Result for Competition 31 : Girls 12 - 13


Notes: MW = World Medal winner : R = Recaller : Score = Judges marks : IP = Irish Points (Grid Score) : FTC = Failed To Complete : * All Totals exclude High and Low scores

				Dearbhla Fay	Orla Kelly	Kathleen Maguire-O'Shea	Maureen Miller	David Moore	3rd Round Total (IP) *	Ciaron Brooks	Sinead Brooks	Christine Maguire-Duignan	Cian ÓNualláin	Julie Showalter-Marshall	3rd Round total (IP) *	Julie Loughlin	Katte Maguire-McMorrow	Margie Morgan	Grace Ann Coyle	Bernadette Weeks	5th Round Total (IP) *	TOTAL IP *	
Card	Position @ recall	Final Place	Name/School	Status	ROUND 1 : Score/IP					ROUND 2 : Score/IP					ROUND 3 : Score/IP								
239	(58)	58	Ava McHughBoyle : Scotland		89.1/26	84.75/0.98	88/42.17	76.5/0.94	81.65/0.98	27.96	90.25/0.98	74.5/0.92	71.5/0.91	76/0.96	78/0.93	2.8							30.76
148	(59)	59	Molly Willete Lavin-Cassidy : Mid America Region, USA		88.9/24	90.4/27	86/0.98	86/0.99	79.6/0.95	25.98	88.3/0.96	78.25/0.96	87.75/4	71.25/0.93	82.5/0.95	2.86							28.84
223	(60)	60	Sabrina ReillyDoolan-Cullen : Cuige Laighean, Eire		89.2/27	77.5/0.92	87/20.5	85.75/0.99	80/0.95	22.44	84/0.93	78/0.95	87/1	69/0.92	80.5/0.94	2.83							25.27
151	(61)	61	Olivia-Grace Brennan Keegan Academy : North West Region, England		83.4/0.96	80.2/0.95	87.75/36	90/19	81.11/0.97	20.94	90.8/0.99	76.5/0.94	83/0.97	84.25/12	85/0.97	2.92							23.86
248	(62)	62	Charlotte KeeferMullane Godley : Mid America Region, USA		80.1/0.92	89.25/18	86/0.98	96/39	82.07/0.98	19.96	91/0.99	83/1	84.25/0.98	82/0.99	86.5/0.98	2.96							22.93
210	(63)	63	Kate Hogan Flynn O'Kane Academy : Cuige Mumhan, Eire		87/3.5	82.1/0.96	83/0.92	76/0.93	83.91/1	2.89	92.2/3	75.25/0.93	91.1/24	81.75/0.99	90.7/16	19.99							22.88
156	(64)	64	Molly Browne Geraghty Curley Brennan : Cuige Laighean, Eire		82.1/0.95	87.3/3	85.5/0.97	95.25/38	84.3/5	8.97	91.6/0.99	84/3.5	88/5.5	86.25/25	83.2/0.96	9.99							18.96
238	(65)	65	Estella Marie Drake : Southern Region, USA		81.6/0.94	87.25/2	85/0.96	75/0.93	80.8/0.96	2.86	79.5/0.92	76/0.93	98/100	84.5/14	86.7/0.98	15.92							18.78
122	(66)	66	Emma Shein Hogan Irish Dance Academy : Mid America Region, USA		83.7/0.97	88.3/11	85.5/0.97	90/19	76/0.91	12.93	85.6/0.94	80/0.97	86/0.99	81.5/0.99	87.8/0.99	2.95							15.88
246	(67)	67	Keeva Kinsella-AlbaKinsella : Mid America Region, USA		80.8/0.93	84.25/0.98	86.75/11	89.75/14	83.23/0.99	12.97	88.25/0.96	80.5/0.98	81/0.95	68/0.92	76.2/0.92	2.83							15.8
208	(68)	68	Veronica Stocks Kinsella : Mid America Region, USA		84.7/0.98	74.5/0.9	86.75/11	75/0.93	86.48/27	12.9	91.85/1	77/0.94	79.25/0.94	79.25/0.98	83/0.96	2.87							15.78
270	(69)	69	Kelsey LemaMurray Academy : New England Region, USA		84.1/0.97	88.1/9	86.5/2.5	90/19	82.1/0.98	12.48	83.2/0.93	81.5/0.99	88/5.5	65.5/0.91	86.8/0.99	2.9							15.38
191	(70)	70	Éadaoin Ryan The Carson Academy : Cuige Laighean, Eire		83.8/0.97	80.5/0.95	85/0.96	73/0.91	85.9/22	2.87	92.9/10	87/21.5	86.5/0.99	81.75/0.99	82.3/0.95	11.99							14.86
184	(71)	71	Siobhéal Aoife McGovernMcGahan Lees : Southern Region, England		85/0.98	81/0.95	82/0.91	84.5/0.98	76.3/0.91	2.84	93.1/14	85/10	75.75/0.93	77/0.96	88.2/0.99	11.96							14.8
258	(72)	72	Katerina KubacovaAvalon Academy : Czech Republic	Aisling	84.2/0.97	91.75/35	85.5/0.97	88/6.5	81.71/0.98	8.45	92/1	76/0.93	85.5/0.99	70.25/0.93	90.6/14.5	2.92							11.37
249	(73)	73	Emily HargadonMona Ni Rodaigh : Cuige Uladh, Eire		86.2/0.99	92.5/37	84/0.94	87.25/3	84.09/4	7.99	88.3/0.96	80.25/0.97	82.75/0.97	71/0.93	82.6/0.95	2.88							10.87
267	(74)	74	Madeleine MacDougallKristin Butke : Southern Region, USA		87.1/5	78.6/0.93	86/0.98	88/6.5	82.9/0.99	6.97	90.6/0.98	83.5/1	91/23	82.5/1	86/0.97	2.98							9.95
183	(75)	75	Madison OHart Kavanagh Porter: USA & Ireland		88.5/21	83/0.97	86/0.98	77/0.94	80.8/0.96	2.92	90.8/0.99	73.25/0.91	87/1	83.5/5	91.8/27	6.99							9.9

Oireachtas Rince na Cruinne 2025

Final Result for Competition 31 : Girls 12 - 13


Notes: MW = World Medal winner : R = Recaller : Score = Judges marks : IP = Irish Points (Grid Score) : FTC = Failed To Complete : * All Totals exclude High and Low scores

			Dearbhla Fay	Orla Kelly	Kathleen Maguire-O'Shea	Maureen Miller	David Moore	3rd Round Total (IP) *	Ciaron Brooks	Sinead Brooks	Christine Maguire-Duignan	Cian ÓNualláin	Julie Showalter-Marshall	3rd Round total (IP) *	Julie Loughlin	Kate Maguire-McMorrow	Margie Morgan	Grace Ann Coyle	Bernadette Weeks	5th Round Total (IP) *	TOTAL IP *	
Card	Position @ recall	Final Place	Name/School	Status	ROUND 1 : Score/IP					ROUND 2 : Score/IP					ROUND 3 : Score/IP							
196	(76)	76	Ciona Riordan McLaughlin : Scotland		87.5/9.5	87.5/5	85.5/0.97	80.25/0.96	82.5/0.99	6.95	81.7/0.93	80.75/0.98	82.5/0.97	81.5/0.99	77/0.93	2.87						9.82
160	(77)	77	Reagan Elizabeth Boucher Heritage Irish Dance Company : Mid Atlantic Region, USA		81.9/0.95	83.3/0.97	85/0.96	87.5/4	85.05/14	5.93	80.4/0.92	77.75/0.95	80/0.95	83/1.5	90.1/6.5	3.4						9.33
165	(78)	78	Lucy Crouch McGahan Lees : Southern Region, England		81.5/0.94	86.3/1	86/0.98	86.75/1	78/0.93	2.92	92.25/4	84.25/5.5	75/0.92	82.25/1	84.5/0.96	5.96						8.88
273	(79)	79	Hannah HerbertRince Na Tiarna : Mid Atlantic Region, USA		85.2/0.98	85.4/0.99	86/0.98	95/36.5	84/1.33	3.3	85.2/0.94	81.25/0.98	83.25/0.97	78.5/0.97	90.3/10.5	2.92						6.23
139	(81)	80(T)	Makena Webb Gott-Hughton Academy : Western Region, Canada		80.2/0.92	84.1/0.98	85/0.96	90.25/24	81/0.97	2.9	87.3/0.95	81.75/0.99	86.25/0.99	82.75/1	86.3/0.98	2.96						5.86
153	(82)	80(T)	Sarah Moroney Scoil Uí Ruairc : Cuige Mumhan, Eire		83.1/0.96	73.25/0.9	87.25/28.5	83/0.97	82.11/0.98	2.91	90.6/0.98	83.25/1	88.75/11	57/0.9	84/0.96	2.94						5.86
203	(80)	80(T)	Aimee Mosley Keegan Academy : North West Region, England		83/0.96	88.5/13	86/0.98	79.5/0.95	83.8/1	2.94	92.6/6.5	81.25/0.98	85.75/0.99	72.75/0.94	82.6/0.95	2.92						5.86
222	(83)	83	Freya McNab Sharon Taylor : Scotland		83.3/0.96	83.5/0.98	86.5/2.5	84.75/0.98	79.82/0.95	2.92	83/0.93	82/0.99	84/0.98	78/0.97	89.5/2	2.93						5.85
254	(84)	84	Annie LeeOnórach Mulhern Geraghty : USA & Ireland		88.4/20	78.1/0.93	83.5/0.93	84.25/0.98	81.33/0.97	2.88	90.2/0.98	80.75/0.98	85/0.98	85/17.5	87/0.99	2.95						5.83
241	(85)	85	Alana LawtonNadine Martin Academy : North West Region, England		85.8/0.99	82.25/0.96	87/20.5	81.25/0.97	83.81/1	2.95	89.75/0.97	76.5/0.94	76/0.93	80/0.98	83.2/0.96	2.86						5.82
204	(86)	86	Ava Rose HealyStephanie Power : Cuige Chonnacht, Eire		81.3/0.94	82.25/0.96	86.5/2.5	80.25/0.96	83.5/0.99	2.92	89.7/0.97	79/0.96	81.25/0.96	72.25/0.94	87.4/0.99	2.88						5.8
179	(87)	87(T)	Hannah Montgomery Peacock Academy : Cuige Uladh, Eire		82.5/0.95	85/0.98	85.5/0.97	77/0.94	81/0.97	2.89	90.3/0.98	79.75/0.97	79.5/0.94	75.25/0.95	92.6/34.5	2.9						5.79
189	(88)	87(T)	Isabel Panveno Onórach Mulhern Geraghty : USA & Ireland		85.3/0.98	77/0.92	86.5/2.5	73/0.91	80/0.95	2.85	91.1/0.99	76/0.93	83.75/0.97	78.25/0.97	92.4/30.5	2.94						5.79
132	(90)	89(T)	Karolina ZahradkovaAvalon Academy : Czech Republic		86.4/1	76.25/0.91	86.75/11	84.25/0.98	79.31/0.94	2.92	89.1/0.96	77.25/0.95	81.25/0.96	76.5/0.96	79/0.94	2.86						5.78
198	(89)	89(T)	Maille McLoughlin Clann Lir Academy : New England Region, USA		83.5/0.96	80.25/0.95	83/0.92	79.25/0.95	79.3/0.94	2.84	93.4/16	76.75/0.94	84.5/0.98	81.25/0.98	86.4/0.98	2.94						5.78
217	(91)	91(T)	Sarah Heighton Brady Academy : Western Region, Canada		85.4/0.98	80.75/0.95	83/0.92	79.25/0.95	82.71/0.99	2.89	88.9/0.96	77/0.94	84.7/0.98	81.25/0.98	75/0.92	2.88						5.77
234	(92)	91(T)	Virginia Cooper Bell : Mid America Region, USA		81/0.94	85.75/0.99	86/0.98	73/0.91	79.4/0.94	2.86	89.5/0.97	79.25/0.96	83.5/0.97	83.5/5	79/0.94	2.9						5.77
154	(94)	93(T)	Envie Brown Nadine Martin Academy : North West Region, England		80.3/0.92	88.4/12	85/0.96	85/0.99	77/0.91	2.87	76.2/0.91	84.5/7	79.25/0.94	77.25/0.97	87.8/0.99	2.9						5.76

Oireachtas Rince na Cruinne 2025

Final Result for Competition 31 : Girls 12 - 13


Notes: MW = World Medal winner : R = Recaller : Score = Judges marks : IP = Irish Points (Grid Score) : FTC = Failed To Complete : * All Totals exclude High and Low scores

				Dearbhla Fay	Orla Kelly	Kathleen Maguire-O'Shea	Maureen Miller	David Moore	3rd Round Total (IP) *	Ciaron Brooks	Sinead Brooks	Christine Maguire-Duignan	Cian ÓNualláin	Julie Showalter-Marshall	3rd Round total (IP) *	Julie Loughlin	Katte Maguire-McMorrow	Margie Morgan	Grace Ann Coyle	Bernadette Weeks	5th Round Total (IP) *	TOTAL IP *	
Card	Position @ recall	Final Place	Name/School	Status	ROUND 1 : Score/IP					ROUND 2 : Score/IP					ROUND 3 : Score/IP								
161	(95)	93(T)	Zoe DelgadoDennehy Mayer : Mid America Region, USA		82.2/0.95	77.4/0.92	85.75/0.97	93/34.5	75/0.9	2.84	87.6/0.95	77.5/0.95	85/0.98	80.25/0.98	87.2/0.99	2.91							5.76
194	(93)	93(T)	Avery Shamoian Murphy Academy : New England Region, USA		85.5/0.99	85.25/0.99	85/0.96	78/0.95	77.95/0.92	2.89	90.4/0.98	77.75/0.95	74.25/0.92	84.25/12	82/0.95	2.88							5.76
134	(97)	96(T)	Teagan Stutzman The Academy : Mid America & Western Australia		81.2/0.94	85.3/0.99	85/0.96	86.5/1	78.4/0.93	2.88	84.2/0.94	79/0.96	85.75/0.99	62.5/0.9	85.4/0.97	2.87							5.75
150	(96)	96(T)	Halle Hoare Kavanagh Porter: USA & Ireland		81.8/0.95	77.6/0.92	85.5/0.97	76/0.93	80/0.95	2.83	90.4/0.98	79.25/0.96	87.25/1	73.75/0.94	86/0.97	2.92							5.75
144	(98)	98(T)	Ella Waterhouse Turley Duggan : Midlands Region, England/Wales		85/0.98	83.4/0.97	86.5/2.5	77/0.94	81/0.97	2.92	88.2/0.95	78.5/0.96	76.75/0.93	72/0.93	78/0.93	2.82							5.74
193	(99)	98(T)	Tia Flinter MCBDA : Cuige Uladh, Eire		80.4/0.93	83.25/0.97	86.75/11	80/0.96	77.21/0.92	2.86	85.8/0.94	80.5/0.98	82.25/0.96	74.75/0.95	85.5/0.97	2.88							5.74
233	(100)	98(T)	Grace Gray Docherty McLaughlin : Scotland		84.8/0.98	84/0.98	86.75/11	76/0.93	82/0.98	2.93	76/0.91	77/0.94	72.5/0.92	74/0.95	86.4/0.98	2.8							5.74
127	(104)	101(T)	Morgan Keefe Drake : Southern Region, USA		85.9/0.99	85.6/0.99	82/0.91	76.25/0.94	80/0.95	2.88	86.8/0.95	73.5/0.91	79.75/0.95	75.5/0.95	86.6/0.98	2.85							5.73
136	(103)	101(T)	Lucy Dunne ChristieSmith-Boylan : Cuige Laighean, Eire		84.9/0.98	81.1/0.95	84/0.94	86.25/1	81.61/0.98	2.91	89.8/0.97	75.25/0.93	78.5/0.94	74.5/0.95	78.8/0.93	2.82							5.73
195	(105)	101(T)	Aoife Smith Scoil Rince Saoirse : Mid Atlantic Region, USA		86/0.99	81.25/0.95	86/0.98	79/0.95	77.9/0.92	2.89	88.1/0.95	76.25/0.94	89.5/15.5	73.25/0.94	81.5/0.95	2.84							5.73
218	(102)	101(T)	Mia Mason Gott-Hughton Academy : Western Region, Canada		80.6/0.93	82.6/0.97	86.25/0.99	71/0.9	79.8/0.95	2.84	89.95/0.97	79/0.96	83.2/0.97	75.5/0.95	74/0.91	2.89							5.73
256	(101)	101(T)	Ella LaidlawAnam Cara : New England Region, USA		85.1/0.98	78.1/0.93	84/0.94	80/0.96	83.17/0.99	2.87	89.9/0.97	72/0.9	73.5/0.92	81.5/0.99	85.2/0.97	2.86							5.73
137	(106)	106(T)	Madison Cortez Trinity Academy : Mid America Region, USA		83.6/0.96	75.4/0.91	84/0.94	92/31	77.41/0.92	2.82	89.2/0.96	78/0.95	82/0.96	81/0.98	90.3/10.5	2.91							5.72
244	(107)	106(T)	Kaitlin SchimmelTrinity Academy : Mid America Region, USA		86.6/1	86.25/0.99	83/0.92	85/0.99	80.76/0.96	2.94	86.75/0.94	73/0.91	69/0.9	71.5/0.93	84/0.96	2.78							5.72
251	(108)	106(T)	Mallaigh WilliamsAcosta School : Mid Atlantic Region, USA		84.6/0.98	83.1/0.97	83/0.92	86/0.99	80.06/0.96	2.9	83.5/0.93	76.25/0.94	80.25/0.95	79/0.97	71/0.9	2.82							5.72
135	(109)	109	Eloise Koehnke Kinsella : Mid America Region, USA		80.2/0.92	77.1/0.92	84.5/0.94	85.25/0.99	78.19/0.93	2.8	91.6/0.99	82.75/0.99	78.75/0.94	80/0.98	76/0.92	2.91							5.71
172	(110)	110(T)	Adalyn Bradley Magennis Academy : Southern Region, USA		89/25	82/0.96	84.5/0.94	74/0.92	77/0.91	2.82	91.1/0.99	76/0.93	83.5/0.97	66.75/0.91	86/0.97	2.88							5.7
192	(111)	110(T)	Reese Tonner Sharon Taylor : Scotland		79.9/0.91	78.5/0.93	86/0.98	78.25/0.95	81.1/0.97	2.85	87.3/0.95	75.5/0.93	74.5/0.92	78.75/0.97	89/1	2.85							5.7

Oireachtas Rince na Cruinne 2025

Final Result for Competition 31 : Girls 12 - 13


Notes: MW = World Medal winner : R = Recaller : Score = Judges marks : IP = Irish Points (Grid Score) : FTC = Failed To Complete : * All Totals exclude High and Low scores

			Dearbhla Fay	Orla Kelly	Kathleen Maguire-O'Shea	Maureen Miller	David Moore	3rd Round Total (IP) *	Ciaron Brooks	Sinead Brooks	Christine Maguire-Duignan	Cian ÓNualláin	Julie Showalter-Marshall	3rd Round total (IP) *	Julie Loughlin	Katte Maguire-McMorrow	Margie Morgan	Grace Ann Coyle	Bernadette Weeks	5th Round Total (IP) *	TOTAL IP *	
Card	Position @ recall	Final Place	Name/School	Status	ROUND 1 : Score/IP					ROUND 2 : Score/IP					ROUND 3 : Score/IP							
209	(114)	112(T)	Clare McLaughlin Goggin-Stewart : Eastern Region, Canada		80.7/0.93	76/0.91	85.75/0.97	77/0.94	78.12/0.93	2.8	72.4/0.9	80.75/0.98	80.75/0.95	74.5/0.95	86.2/0.98	2.88						5.68
237	(112)	112(T)	Zoe -Sophia Walsh Curley Brennan : Cuige Laighean, Eire		81.1/0.94	81.5/0.96	83/0.92	76/0.93	78.7/0.94	2.81	86.5/0.94	86/16	80.5/0.95	81/0.98	72/0.9	2.88						5.68
242	(113)	112(T)	Claire NoonanTeelin School : Southern Region, USA		86.3/1	83.75/0.98	82.5/0.91	77.75/0.94	79.9/0.95	2.87	77/0.91	74.5/0.92	82.5/0.97	83/1.5	76.4/0.92	2.81						5.68
158	(118)	115(T)	Fiona Nofall Short : Eastern Region, Canada		79.5/0.9	84.2/0.98	83/0.92	83.75/0.97	75/0.9	2.8	85.4/0.94	82.5/0.99	78.25/0.94	77.75/0.97	84.3/0.96	2.87						5.67
188	(117)	115(T)	Alison Rennie McWilliams : South Africa		79.7/0.91	82.75/0.97	85/0.96	78/0.95	80.1/0.96	2.86	87.4/0.95	79/0.96	74.75/0.92	72.5/0.94	73/0.91	2.81						5.67
190	(119)	115(T)	Lavinia Walsh Sharkey : Cuige Mumhan, Eire		81.4/0.94	75/0.91	85.5/0.97	74.25/0.92	79.4/0.94	2.81	89.2/0.96	78/0.95	70.75/0.91	74/0.95	89.9/4.5	2.86						5.67
199	(116)	115(T)	Olive Carlin-Clements Celtic Steps : Western Region, USA		84.3/0.97	77.5/0.92	84.5/0.94	76/0.93	84.5/7.5	2.85	93.5/18	73/0.91	67.25/0.9	79.75/0.98	79/0.94	2.82						5.67
240	(115)	115(T)	Evie KingKavanagh Porter: USA & Ireland		82.8/0.96	79.25/0.94	83/0.92	81/0.96	80.94/0.97	2.86	83.5/0.93	78.75/0.96	82.25/0.96	70.5/0.93	76/0.92	2.82						5.67
121	(121)	120(T)	Tallia Morrow MCBDA : Cuige Uladh, Eire		79.5/0.9	79.1/0.93	83/0.92	89.75/14	78.1/0.93	2.78	83.8/0.93	81/0.98	83.75/0.97	77/0.96	80.2/0.94	2.88						5.66
229	(120)	120(T)	Erin Roy Sullivan-Stewart : New England Region, USA		79.7/0.91	86/0.99	83/0.92	84.25/0.98	79.83/0.95	2.85	70/0.89	80/0.97	72/0.91	84/9.5	77/0.93	2.81						5.66
250	(122)	120(T)	Isla RuffHerlihy Burgoine : Southern Region, England		86.1/0.99	78.75/0.93	83/0.92	83/0.97	79.1/0.94	2.84	86.75/0.94	79.5/0.97	76.5/0.93	73/0.94	78.6/0.93	2.82						5.66
235	(123)	123	Leah Rowe Murray Academy : New England Region, USA		79.6/0.9	81.75/0.96	85/0.96	74.25/0.92	83.64/0.99	2.83	74.5/0.9	77.5/0.95	90/18	70/0.92	82/0.95	2.82						5.65
226	(124)	124(T)	Keira HylandScoil Rince Saoirse : Mid Atlantic Region, USA		82.7/0.96	74/0.9	84/0.94	84/0.98	81/0.97	2.86	75/0.91	74/0.91	83/0.97	66/0.91	83/0.96	2.78						5.64
268	(125)	124(T)	Mayla McNultyHarney Pender Keady Academy : New England R		80/0.92	83.2/0.97	83.5/0.93	84/0.98	78.5/0.93	2.83	85.3/0.94	75.5/0.93	81.75/0.96	73/0.94	72/0.9	2.81						5.64
236	(126)	126(T)	Alannah Petkovich Brosnan Academy : New South Wales, Australia		80.9/0.93	79.5/0.94	85.75/0.97	71/0.9	76.12/0.91	2.79	81/0.93	78/0.95	82/0.96	60/0.9	83.4/0.96	2.84						5.62
266	(127)	126(T)	Fynnleigh WilsonSteel : Western Region, Canada		79.5/0.9	87.1/1	84/0.94	81.5/0.97	80.3/0.96	2.86	79.4/0.92	75/0.92	80.75/0.95	60.5/0.9	74/0.91	2.76						5.62
201	(129)	128(T)	Zoey O'Reilly Scariff Locklier Leonelli : Southern Region, USA		80.5/0.93	80.75/0.95	81.5/0.9	80/0.96	78.31/0.93	2.81	76.8/0.91	73.75/0.91	80.5/0.95	74.25/0.95	79.9/0.94	2.8						5.61
212	(128)	128(T)	Maeve Carroll WA Academy : Western Australia		81.7/0.95	76.5/0.91	85/0.96	80/0.96	83.12/0.99	2.86	77.1/0.91	75/0.92	74/0.92	73.5/0.94	71.5/0.9	2.75						5.61

Oireachtas Rince na Cruinne 2025

Final Result for Competition 31 : Girls 12 - 13


Notes: MW = World Medal winner : R = Recaller : Score = Judges marks : IP = Irish Points (Grid Score) : FTC = Failed To Complete : * All Totals exclude High and Low scores

				Dearbhla Fay	Orla Kelly	Kathleen Maguire-O'Shea	Maureen Miller	David Moore	3rd Round Total (IP) *	Ciaron Brooks	Sinead Brooks	Christine Maguire-Duignan	Cian ÓNualláin	Julie Showalter-Marshall	3rd Round total (IP) *	Julie Loughlin	Kate Maguire-McMorrow	Margie Morgan	Grace Ann Coyle	Bernadette Weeks	5th Round Total (IP) *	TOTAL IP *	
Card	Position @ recall	Final Place	Name/School	Status	ROUND 1 : Score/IP					ROUND 2 : Score/IP					ROUND 3 : Score/IP								
173	(131)	130(T)	Aoibhe DalyO'Shaughnessy : Cuige Chonnacht, Eire		82/0.95	78/0.92	82.5/0.91	73/0.91	76.1/0.91	2.75	90.6/0.98	73.75/0.91	81/0.95	63/0.9	89/1	2.85							5.6
181	(130)	130(T)	Heidi Jacobson Rory Patrick Academy : North East Region, England		81/0.94	88/8	82.5/0.91	71.25/0.9	74.7/0.9	2.75	80.6/0.93	83/1	77.25/0.93	76.25/0.96	83/0.96	2.85							5.6
185	(132)	130(T)	Madeleine Reidell Morse Academy : Mid Atlantic Region, USA		81.5/0.94	80/0.94	83/0.92	71/0.9	74.6/0.9	2.76	89.4/0.96	77.25/0.95	70.5/0.91	70/0.92	87.4/0.99	2.83							5.6
152	(133)	133	Sailor Cartier Cornell : Eastern Region, Canada		80.7/0.93	79.3/0.94	84.5/0.94	75/0.93	79.4/0.94	2.81	79.1/0.92	77/0.94	85.5/0.99	67.25/0.92	72/0.9	2.78							5.59
182	(134)	134	Elsa Ceimbronowicz Avoca Irish Dance : Western Region, USA		80.3/0.92	72/0.9	83/0.92	74.5/0.92	71/0.9	2.74	81.9/0.93	80.25/0.97	68.75/0.9	75.75/0.96	81/0.94	2.83							5.57
178	(135)	135	Sienna Manning Watkins : Queensland, Australia		80/0.92	92.75/38.5	84/0.94	72/0.91	77.8/0.92	2.77	84.7/0.94	74.25/0.92	77.5/0.93	64/0.91	79/0.94	2.79							5.56
171	(136)	136	Giuliana CorraoKinsella : Mid America Region, USA		82.2/0.95	73/0.9	81/0.9	71/0.9	76/0.91	2.71	90.7/0.99	74.75/0.92	77.75/0.94	76.75/0.96	82/0.95	2.85							5.55
232	(137)	137	Clare GraffThe Academy : Mid America & Western Australia		80/0.92	79.75/0.94	84.75/0.95	74/0.92	78.6/0.94	2.8	74/0.9	82.25/0.99	71/0.91	61/0.9	77.5/0.93	2.74							5.54
265	(138)	138	Lauren AmodeoGoggin-Stewart : Eastern Region, Canada		80.2/0.92	76.75/0.91	83.5/0.93	77.25/0.94	78.17/0.93	2.78	77.2/0.91	75/0.92	72.75/0.92	64.5/0.91	77/0.93	2.75							5.53
230	(139)	139(T)	Shena Nguyen Knock O'Hogan Irish Dance : Western Region, Canada		82.4/0.95	73.5/0.9	84.5/0.94	75/0.93	78.01/0.93	2.8	72/0.9	79.75/0.97	68/0.9	63/0.9	72/0.9	2.71							5.5
245	(140)	139(T)	Imogen BaileyClann Cara Academy : Midlands Region, England/Wales		79.7/0.91	73.75/0.9	83/0.92	80/0.96	76.4/0.91	2.74	79.25/0.92	78.5/0.96	75/0.92	64/0.91	75/0.92	2.76							5.5
269	(141)	139(T)	Brigid MurrayIrwin Academy : Mid America Region, USA		79.5/0.9	77.25/0.92	84.5/0.94	75/0.93	78.6/0.94	2.78	70.5/0.9	72/0.9	68.5/0.9	68.5/0.92	76/0.92	2.72							5.5
175	(142)	142(T)	Sinead Ingham Kelly Hendry : North East Region, England		79.8/0.91	82.5/0.97	82/0.91	74.25/0.92	75.3/0.9	2.74	90.5/0.98	74.75/0.92	76.25/0.93	59/0.9	73/0.91	2.76							5.49
259	(143)	142(T)	Ava MillerGreenway Academy : Western Region, USA		79.9/0.91	74.75/0.91	85.75/0.97	71.25/0.9	76.05/0.91	2.73	86.6/0.94	73/0.91	73/0.92	67.5/0.92	78.2/0.93	2.76							5.49
117	(144)	144	Mackenzie Pearce Costello Irish Dance : Eastern Region, Canada		79.6/0.9	77.25/0.92	82/0.91	77.25/0.94	78/0.93	2.75	73/0.9	73.5/0.91	69.5/0.91	82/0.99	73.6/0.91	2.73							5.48
130	(146)	145(T)	Cecilia Martin Scanlon : Midlands Region, England/Wales		80.5/0.93	80.4/0.95	82.5/0.91	72/0.91	77.8/0.92	2.76	74.75/0.9	72/0.9	67/0.9	66.5/0.91	73.5/0.91	2.71							5.47
145	(147)	145(T)	Emma Smits Marie Moore : Mid Atlantic Region, USA		79.5/0.9	80.1/0.94	82/0.91	74.25/0.92	75.8/0.91	2.73	77.6/0.92	72.5/0.9	69.25/0.9	68.75/0.92	76/0.92	2.74							5.47
220	(145)	145(T)	Karin Vargova Avalon Academy : Slovakia		79.5/0.9	75.25/0.91	81/0.9	73/0.91	77.05/0.92	2.72	80.1/0.92	75/0.92	65.5/0.89	71.5/0.93	73/0.91	2.76							5.47

Oireachtas Rince na Cruinne 2025

Final Result for Competition 31 : Girls 12 - 13

Notes: MW = World Medal winner : R = Recaller : Score = Judges marks : IP = Irish Points (Grid Score) : FTC = Failed To Complete : * All Totals exclude High and Low scores

			Dearbhla Fay	Orla Kelly	Kathleen Maguire-O'Shea	Maureen Miller	David Moore	3rd Round Total (IP) *	Ciaron Brooks	Sinead Brooks	Christine Maguire-Duignan	Cian ÓNualláin	Julie Showalter-Marshall	3rd Round total (IP) *	Julie Loughlin	Katle Maguire-McMorrow	Margie Morgan	Grace Ann Coyle	Bernadette Weeks	5th Round Total (IP) *	TOTAL IP *	
Card	Position @ recall	Final Place	Name/School	Status	ROUND 1 : Score/IP				ROUND 2 : Score/IP				ROUND 3 : Score/IP									
262	(148)	145(T)	Lucy ShorterRory Patrick Academy : North East Region, England		79.5/0.9	85.1/0.99	81.5/0.9	75/0.93	74/0.9	2.73	79.8/0.92	73.25/0.91	79/0.94	62/0.9	73/0.91	2.74						5.47
170	(150)	149(T)	Amelia Prochazkova Avalon Academy : Slovakia		84.5/0.97	74/0.9	82/0.91	73/0.91	73/0.9	2.72	77.8/0.92	72.75/0.9	75.25/0.93	68.25/0.92	72/0.9	2.74						5.46
253	(149)	149(T)	Laceyann Taunton-CreechSean Eireann : Midlands Region, England		79.8/0.91	72.5/0.9	83.5/0.93	71.25/0.91	79.63/0.95	2.75	76.75/0.91	72.5/0.9	70/0.91	67/0.91	71.5/0.9	2.72						5.46
129	(151)	151	Liadan Baker-Seoighe Fox : New Zealand		79.8/0.91	79.3/0.94	82/0.91	71/0.9	73/0.9	2.72	78.7/0.92	74/0.91	69.75/0.91	69.5/0.92	70/0.9	2.74						5.45
131	(152)	152	Ella Tippet Bellator Academy : Mid America Region, USA		80.1/0.92	81.75/0.96	81.5/0.9	69/0.9	77.9/0.92	2.74	75.25/0.91	72/0.9	67.5/0.9	63.5/0.91	70/0.9	2.7						5.44
211	(154)	153(T)	Honeybelle Pakeman Scanlon : Midlands Region, England/Wales		79.6/0.9	75.5/0.91	81/0.9	71/0.9	77.3/0.92	2.71	71/0.9	72.25/0.9	71.75/0.91	68/0.92	72/0.9	2.72						5.43
257	(153)	153(T)	Mia McCarthyMcNeill Academy : Queensland, Australia		79.9/0.91	72.75/0.9	82/0.91	71/0.9	75.7/0.91	2.71	77.2/0.91	72/0.9	71.25/0.91	65/0.91	72/0.9	2.72						5.43
155	(155)	155	Ava Rochford Tara Academy : Northern Territory, Australia		79.5/0.9	79.2/0.93	80/0.9	82/0.97	72/0.9	2.73	73.1/0.9	72.5/0.9	66.75/0.9	55/0.9	71/0.9	2.69						5.42
169	(156)	156	Hollie Pinkney Inchigeelagh O'Gorman : North East Region, England		79.5/0.9	69/0.89	77/0.89	65/0.89	70/0.89	2.68	72.1/0.9	72/0.9	66/0.9	54/0.89	60/0.89	2.69						5.37

Thank you for choosing www.feisresults.com